



US00D476490S

(12) **United States Design Patent**
Lenger

(10) **Patent No.:** **US D476,490 S**

(45) **Date of Patent:** **** Jul. 1, 2003**

(54) **MIRROR FRAME CARVING**

(75) Inventor: **Sidney A. Lenger**, Kernersville, NC
(US)

(73) Assignee: **Schottenstein Stores Corporation**,
Columbus, OH (US)

(**) Term: **14 Years**

(21) Appl. No.: **29/161,763**

(22) Filed: **Jun. 5, 2002**

(51) **LOC (7) Cl.** **06-07**

(52) **U.S. Cl.** **D6/306**

(58) **Field of Search** D6/300-303, 308-314;
40/700, 711, 714, 715, 720-722, 735, 737-739,
790, 798, 800; 359/838, 850, 854, 855;
D10/9

(56) **References Cited**

U.S. PATENT DOCUMENTS

D23,184 S	*	4/1894	Golde	D6/306
D77,337 S	*	12/1928	Turner	D6/300
D79,514 S	*	10/1929	Goodfield	D10/9
2,448,061 A	*	8/1948	Stenz	D25/137
D259,008 S	*	4/1981	Cochrane et al.	D6/306
D403,867 S	*	1/1999	Woodson	D6/306
D409,844 S	*	5/1999	Cain	D6/300

* cited by examiner

Primary Examiner—Janice E. Seeger

(74) *Attorney, Agent, or Firm*—Wood, Herron & Evans,
LLP

(57) **CLAIM**

The ornamental design for a mirror frame carving, as shown
and described.

DESCRIPTION

FIG. 1 is a front elevational view of a first embodiment of
a mirror frame carving, showing my new design.

FIG. 2 is a right-side elevational view thereof.

FIG. 3 is a rear elevational view thereof.

FIG. 4 is a left-side elevational view thereof.

FIG. 5 is a top plan view thereof.

FIG. 6 is a bottom plan view thereof.

FIG. 7 is a front elevational view of a second embodiment
of a mirror frame carving, showing my new design.

FIG. 8 is a right-side elevational view thereof.

FIG. 9 is a rear elevational view thereof.


FIG. 10 is a left-side elevational view thereof.

FIG. 11 is a top plan view thereof; and,

FIG. 12 is a bottom plan view thereof.

The broken lines showing in the figures of the two embodi-
ments of the mirror frame carving are for illustrative pur-
poses only and form no part of the claimed design.

1 Claim, 6 Drawing Sheets






FIG. 1



FIG. 5



FIG. 6




FIG. 2



FIG. 4




FIG. 3

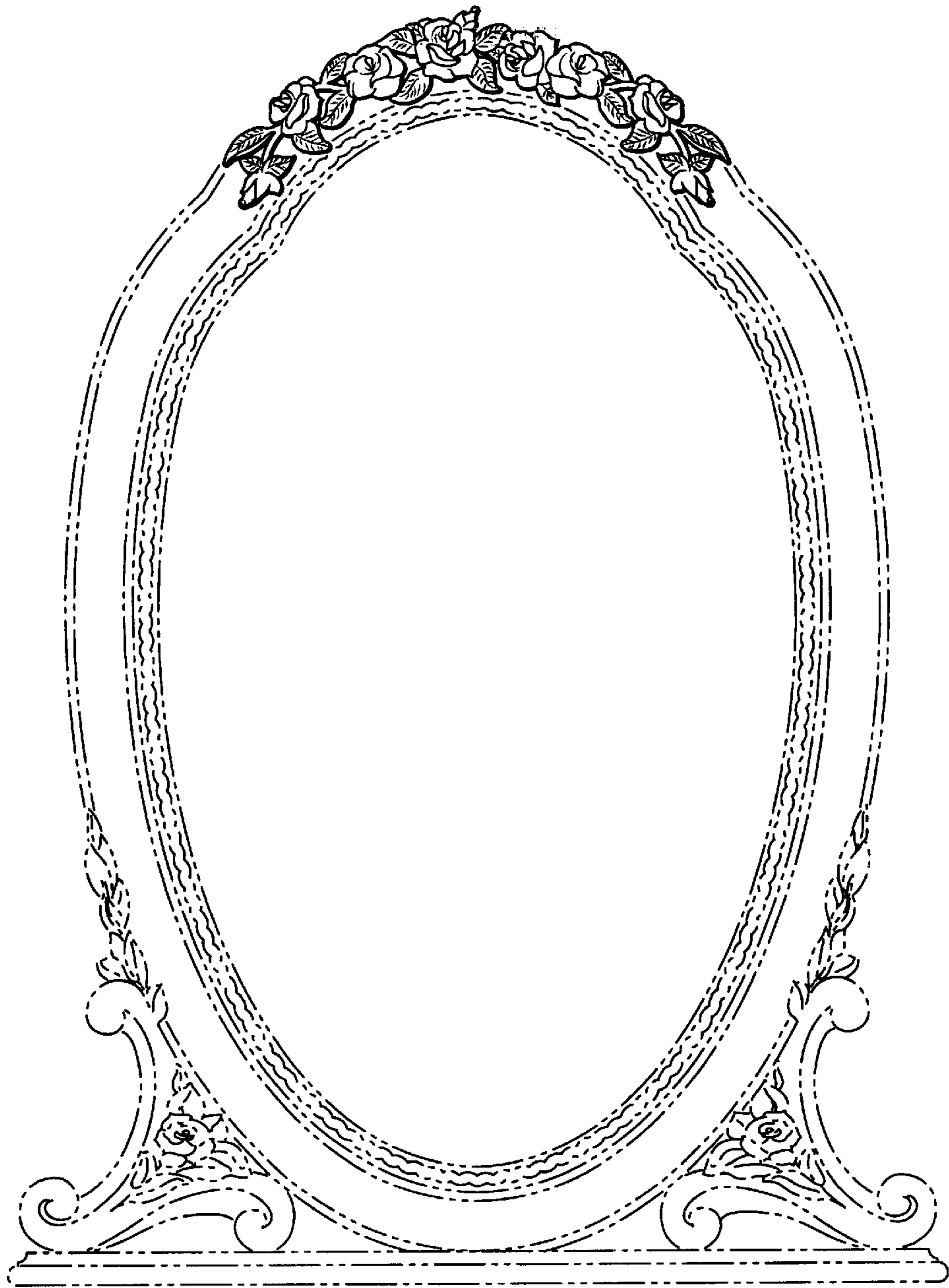


FIG. 7




FIG. 11




FIG. 12



FIG. 8

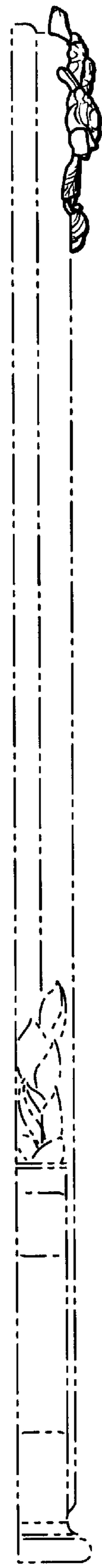


FIG. 10

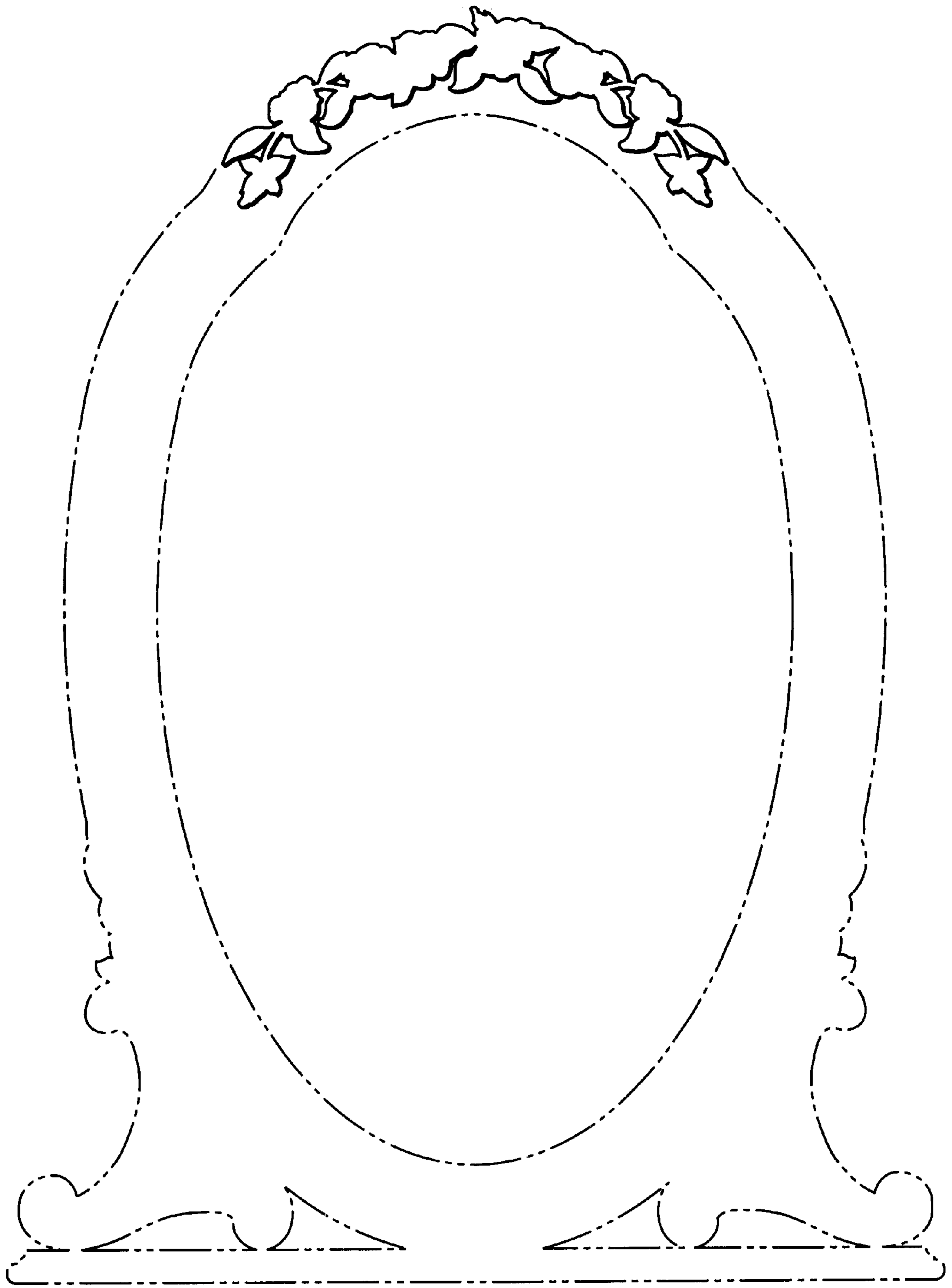


FIG. 9