



US00D476473S

(12) **United States Design Patent**  
**Clegg**

(10) **Patent No.:** **US D476,473 S**

(45) **Date of Patent:** **\*\* Jul. 1, 2003**

(54) **PORTION OF A SHOE UPPER**  
(75) Inventor: **Damon Clegg**, Portland, OR (US)  
(73) Assignee: **Nike, Inc.**, Beaverton, OR (US)  
(\*\*) Term: **14 Years**

D447,857 S 9/2001 Januszewski  
D449,731 S \* 10/2001 Roulo ..... D2/972  
D463,656 S \* 10/2002 Hudson ..... D2/972  
D467,412 S 12/2002 Morris  
D468,088 S \* 1/2003 Link ..... D2/972

(21) Appl. No.: **29/173,844**  
(22) Filed: **Jan. 8, 2003**  
(51) **LOC (7) Cl.** ..... **02-99**  
(52) **U.S. Cl.** ..... **D2/972**  
(58) **Field of Search** ..... D2/896, 902, 907,  
D2/943, 944, 946, 969, 972-974; 36/45,  
50.1, 51, 77 M, 77 R, 83, 88, 113, 114,  
126-130

**OTHER PUBLICATIONS**

Nike Footwear Catalog, Fall 1986, p. 82, published Jan. 1986.  
Nike Footwear Catalog, Fall 1991, p. 148, published Dec. 1990.  
Nike Footwear Catalog, Fall 1994, p. 56, published Nov. 1993.  
Nike Footwear Catalog, Holiday 1995, p. 5, published Mar. 1995.

(List continued on next page.)

(56) **References Cited**

**U.S. PATENT DOCUMENTS**

D93,590 S 8/1934 Werthiem  
3,138,880 A 6/1964 Kunzli  
D254,398 S 3/1980 Finn  
D278,186 S 4/1985 Michaeli  
D370,118 S 5/1996 Avar  
D383,294 S 9/1997 Lozano  
D385,409 S 10/1997 Smith, III  
D391,068 S 2/1998 Aveni et al.  
D393,360 S 4/1998 Aveni et al.  
D393,361 S 4/1998 Rask  
D393,939 S 5/1998 Greene  
D404,906 S 2/1999 Backus  
D405,950 S 2/1999 Lozano  
D413,194 S \* 8/1999 Cooper ..... D2/972  
D420,783 S 2/2000 Brady et al.  
D423,205 S 4/2000 Fallon  
D429,556 S 8/2000 Vestuti  
D434,551 S 12/2000 Snyder  
D439,034 S 3/2001 Lozano  
D440,753 S 4/2001 Morris

*Primary Examiner*—Dominic Simone  
(74) *Attorney, Agent, or Firm*—Banner & Witcoff, Ltd.

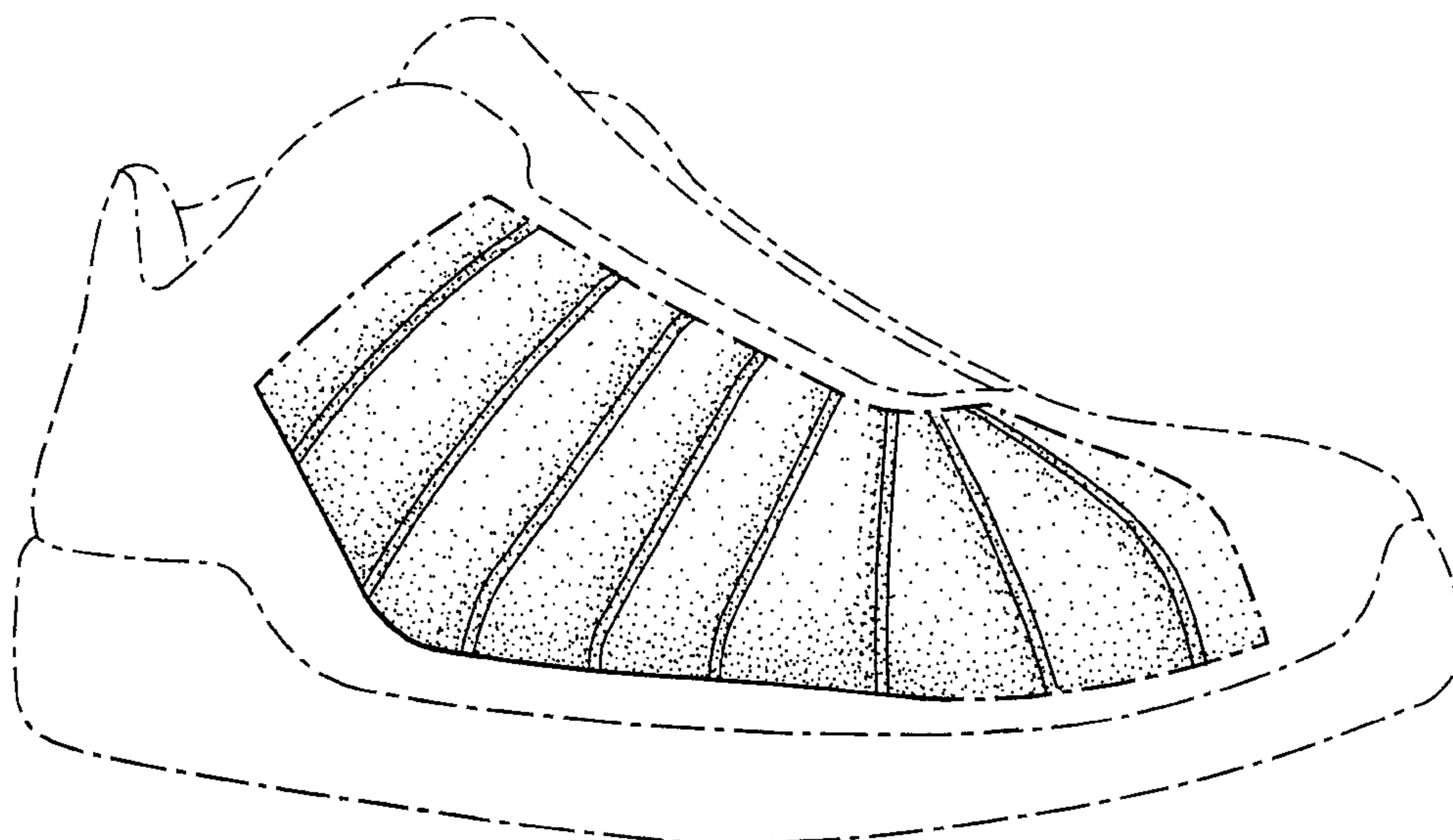
(57) **CLAIM**

The ornamental design for a portion of a shoe upper, as shown and described.

**DESCRIPTION**

FIG. 1 is a perspective view of a portion of a shoe upper showing my new design;  
FIG. 2 is a right side elevational view thereof;  
FIG. 3 is a front view thereof; and,  
FIG. 4 is a top plan view thereof.  
The solid line immediately adjacent to the shaded area at the base of the shaded area represents a claimed boundary of the design. The uneven broken line immediately adjacent to the shaded area represents an unclaimed boundary of the design. The uneven broken line showing of the remainder of the shoe forms no part of the claimed design.

**1 Claim, 4 Drawing Sheets**



# US D476,473 S

Page 2

---

Nike Footwear Catalog, Holiday 1995, p. 14, published Mar. 1995.

Nike Footwear Catalog, Spring 1996, p. 24, published Jun. 1995.

Nike Footwear Catalog, Fall 1996, p. 26, published Dec. 1995.

Nike Footwear Catalog, Holiday 1996, p. 22, published Mar. 1996.

Nike Footwear Catalog, Holiday 1997, p. 35, published Mar. 1997.

Nike Footwear Catalog, Holiday 1997, p. 53, published Mar. 1997.

Nike Footwear Catalog, Holiday 1997, p. 125, published Mar. 1997.

Nike Footwear Catalog, Holiday 1997, p. 205, published Mar. 1997.

Nike Footwear Catalog, Fall 1997, p. 190, published Dec. 1996.

Nike Footwear Catalog, Spring 1998, p. 12, published Jun. 1997.

Nike Footwear Catalog, Spring 1998, p. 12, published Jun. 1997.

Nike Footwear Catalog, Spring 1998, p. 177, published Jun. 1997.

Nike Footwear Catalog, Late Spring 1998, p. 142, published Sep. 1997.

Nike Footwear Catalog, Late Spring 1999, p. M35, published Sep. 1998.

Nike Footwear Catalog, Late Spring 1999, p. M57, published Sep. 1998.

Nike Footwear Catalog, Late Spring, 1999, p. W109, published Sep. 1998.

Nike Footwear Catalog, Spring 2000, p. M64, published Jul. 1999.

Nike Footwear Catalog, Spring 2000, p. 121, published Jul. 1999.

Nike Footwear Catalog, Spring 2000, p. 64, published Jul. 1999.

Nike Footwear Catalog, Late Spring 2002, p. M36, published Sep. 2001.

Nike Footwear Catalog, Fall 2003, p. M11, published Nov. 2002.

\* cited by examiner

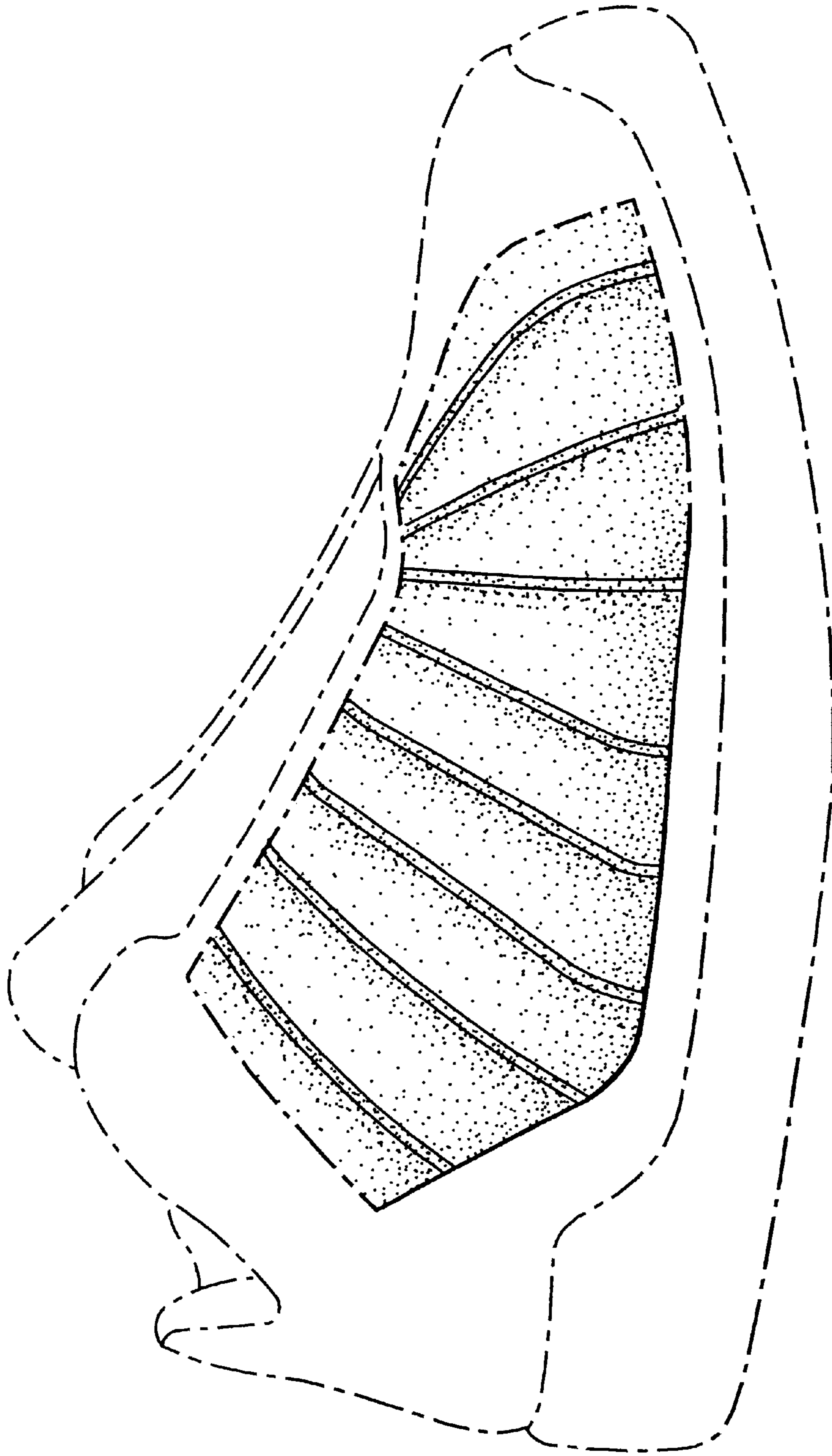


FIG. 1

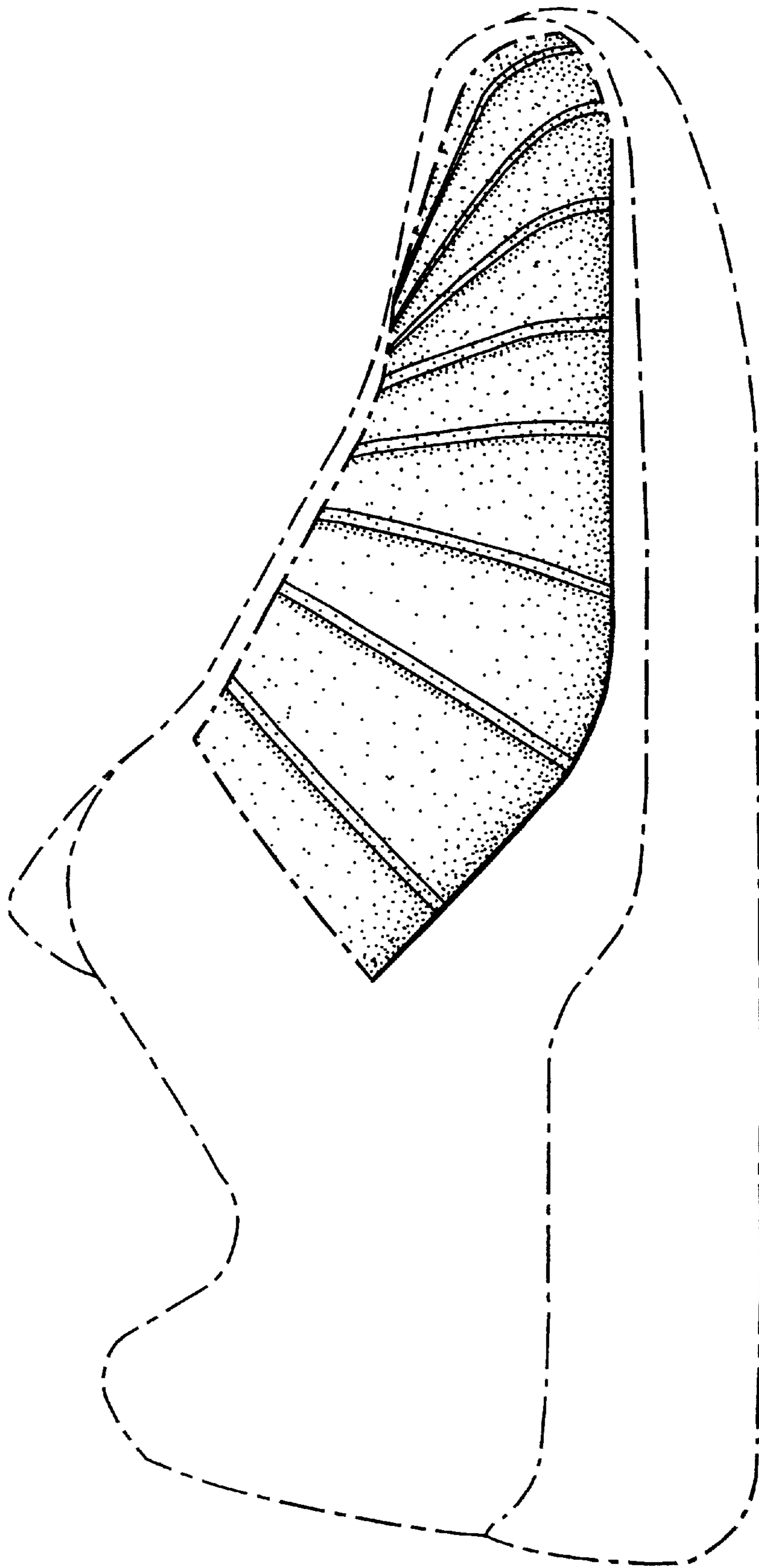


FIG. 2

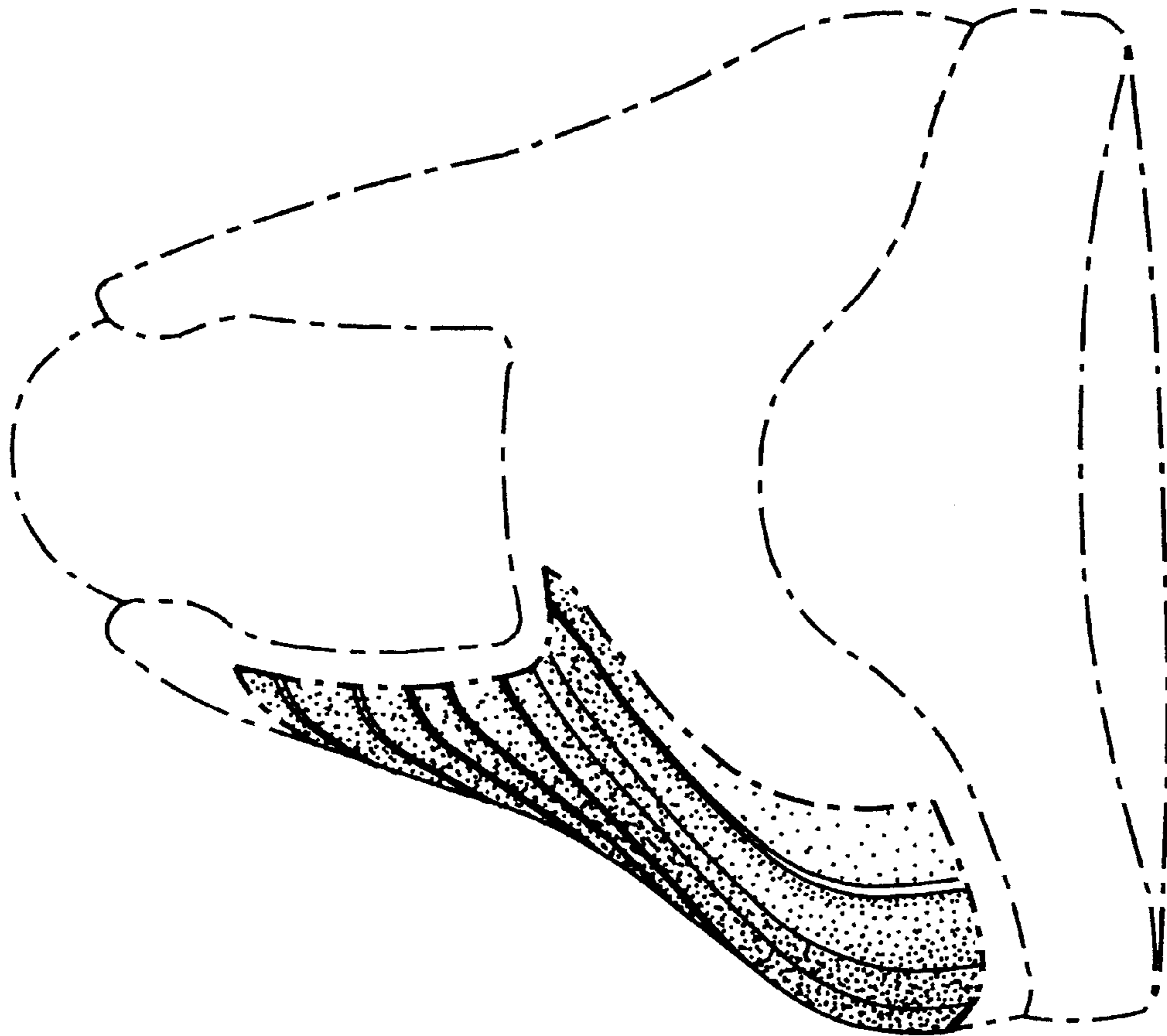


FIG. 3

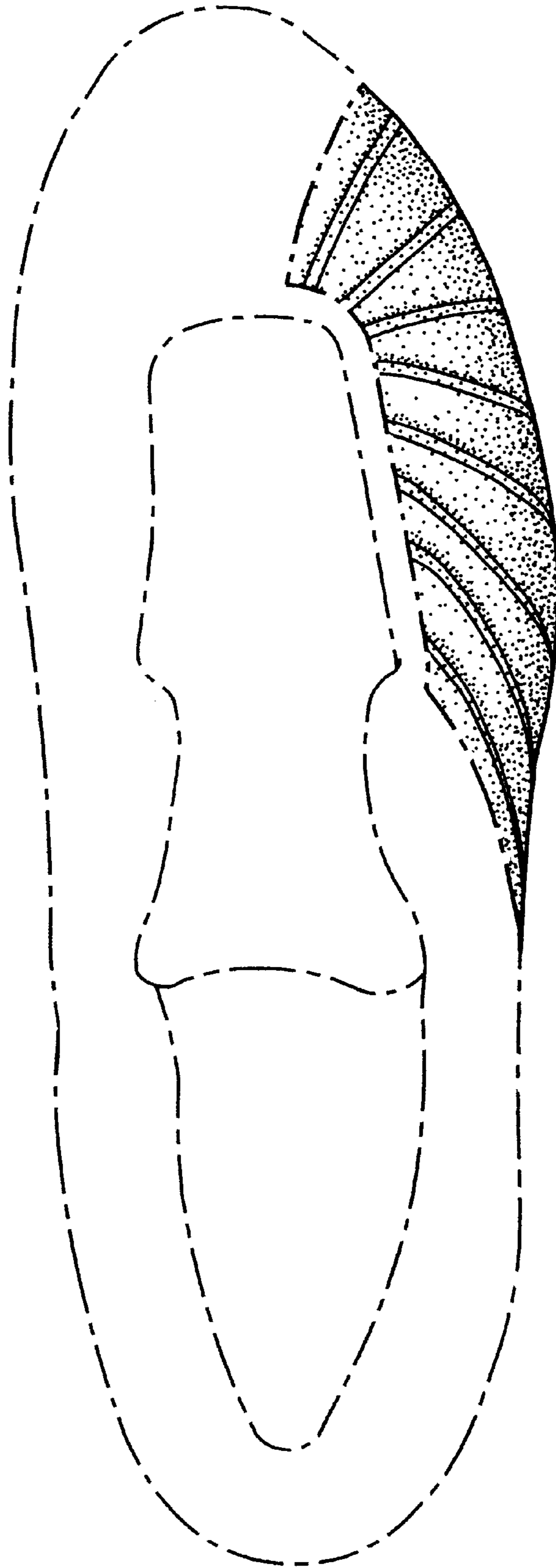


FIG.4