



US00D476469S

(12) **United States Design Patent**
Belley et al.

(10) **Patent No.:** **US D476,469 S**

(45) **Date of Patent:** **** Jul. 1, 2003**

(54) **FOOTWEAR SOLE**

(75) Inventors: **Manon Belley**, Fabreville (CA);
Catherine M. Bailey, Sausalito, CA
(US)

(73) Assignee: **Wolverine World Wide, Inc.**,
Rockford, MI (US)

(**) Term: **14 Years**

(21) Appl. No.: **29/161,537**

(22) Filed: **May 30, 2002**

(51) **LOC (7) Cl.** **02-04**

(52) **U.S. Cl.** **D2/956; D2/960**

(58) **Field of Search** D2/896, 902, 908,
D2/909, 914, 946-949, 951-962, 967, 972,
977; 36/7.1, 7.2, 7.3, 7.5, 14, 22 R, 25 R,
32 A, 32 R, 59 R, 239

(56) **References Cited**

U.S. PATENT DOCUMENTS

- D55,529 S * 6/1920 Piper
- D76,791 S * 11/1928 Funk et al.
- D164,457 S * 9/1951 Sprigg
- D215,643 S * 10/1969 Dittmar, Jr.
- D236,563 S * 9/1975 Wunsch
- D255,177 S * 6/1980 Fuzita D2/953
- D294,077 S * 2/1988 Kiyosawa et al. D2/956
- D299,382 S * 1/1989 Diaz D5/53
- D302,348 S * 7/1989 Miller D2/957
- D329,731 S * 9/1992 Adcock et al. D2/898
- D335,208 S * 5/1993 Peterson D2/956
- D339,907 S * 10/1993 Banik D2/956
- D339,908 S * 10/1993 Banik D2/956
- D348,147 S * 6/1994 Nakano D2/960
- D350,639 S * 9/1994 Mitsui et al. D2/953

- D353,480 S * 12/1994 Merceron D2/956
- D374,117 S * 10/1996 Fumy et al. D2/956
- D399,343 S * 10/1998 Egelja et al. D2/952
- D461,947 S * 8/2002 Merceron D2/956
- D465,905 S * 11/2002 Meza et al. D2/908

OTHER PUBLICATIONS

- Merrell Fall 2002 Catalog, pp. 14-19, 40-41, 58 and 61.
- Merrell Spring 2002 Catalog, pp. 12-19, 32-37, 46-47, 66-69 and 72.
- Merrell Fall 2001 Catalog, pp. 10-13, 28-31 and 36-37.
- Merrell Spring 2001 Catalog, pp. 10-13, 48-49 and 52-53.
- Merrell Fall 2000 Catalog, p. 27.
- Merrell Spring 2000 Catalog, p. 41.

* cited by examiner

Primary Examiner—Celia Murphy

(74) *Attorney, Agent, or Firm*—Warner Norcross & Judd

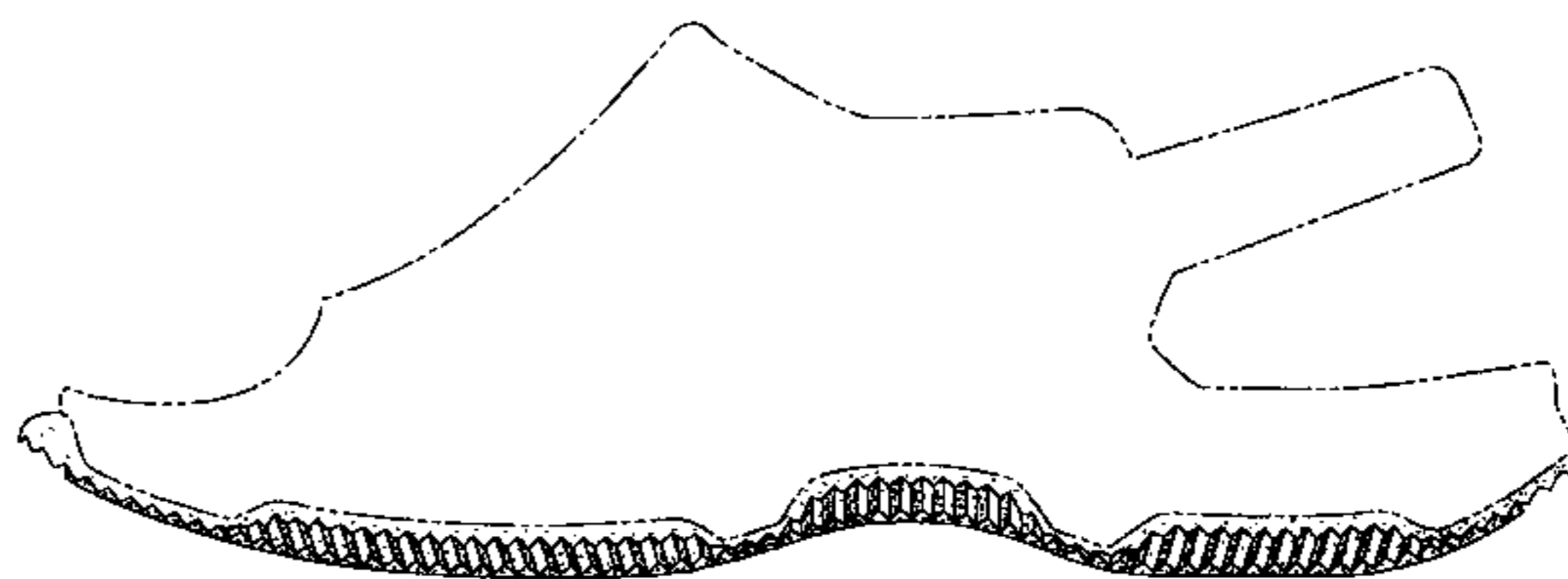
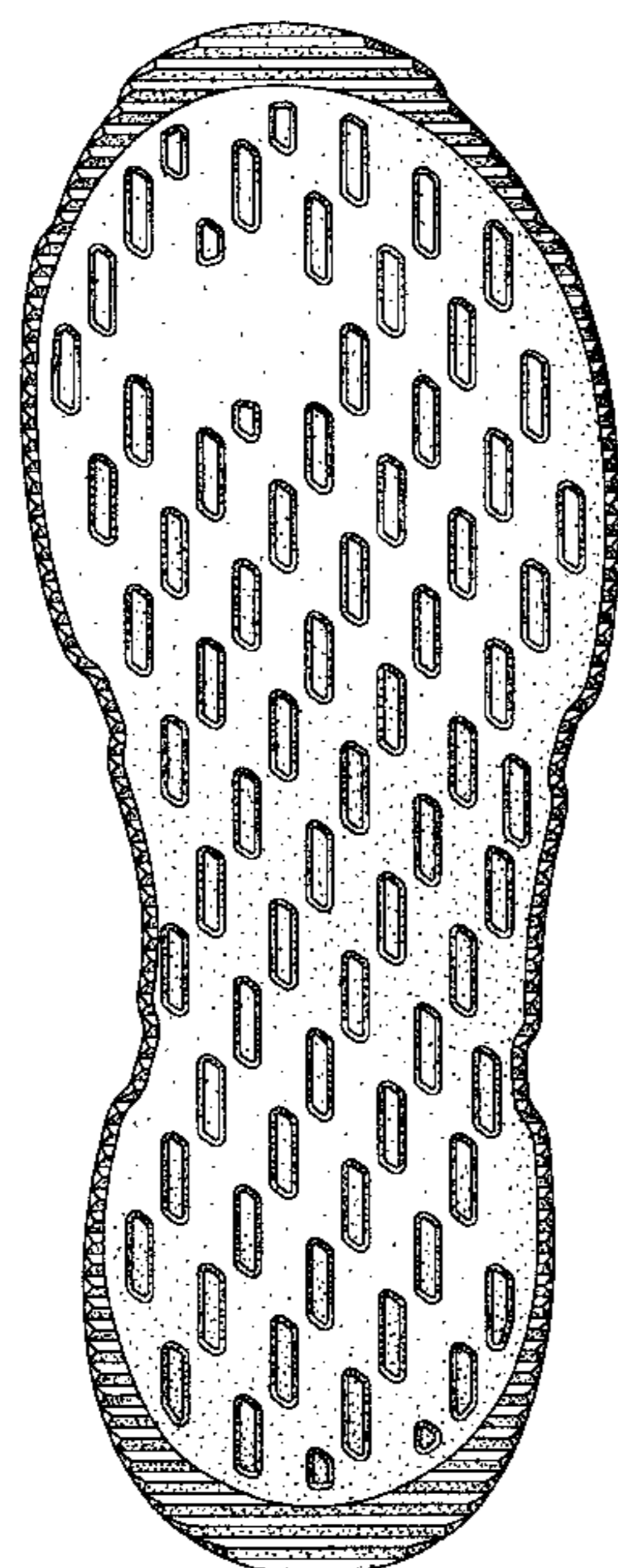
(57) **CLAIM**

The ornamental design for a footwear sole, as shown and described.

DESCRIPTION

FIG. 1 is a perspective view of the footwear sole embodying our new design;
 FIG. 2 is a bottom plan view thereof;
 FIG. 3 is a right side elevational view thereof;
 FIG. 4 is a left side elevational view thereof;
 FIG. 5 is a front elevational view thereof; and,
 FIG. 6 is a rear elevational view thereof.
 FIGS. 1 and 3-6 show portions of an upper and a midsole in broken lines. The upper and midsole are shown for environmental purposes and do not form any part of the claimed design.

1 Claim, 4 Drawing Sheets



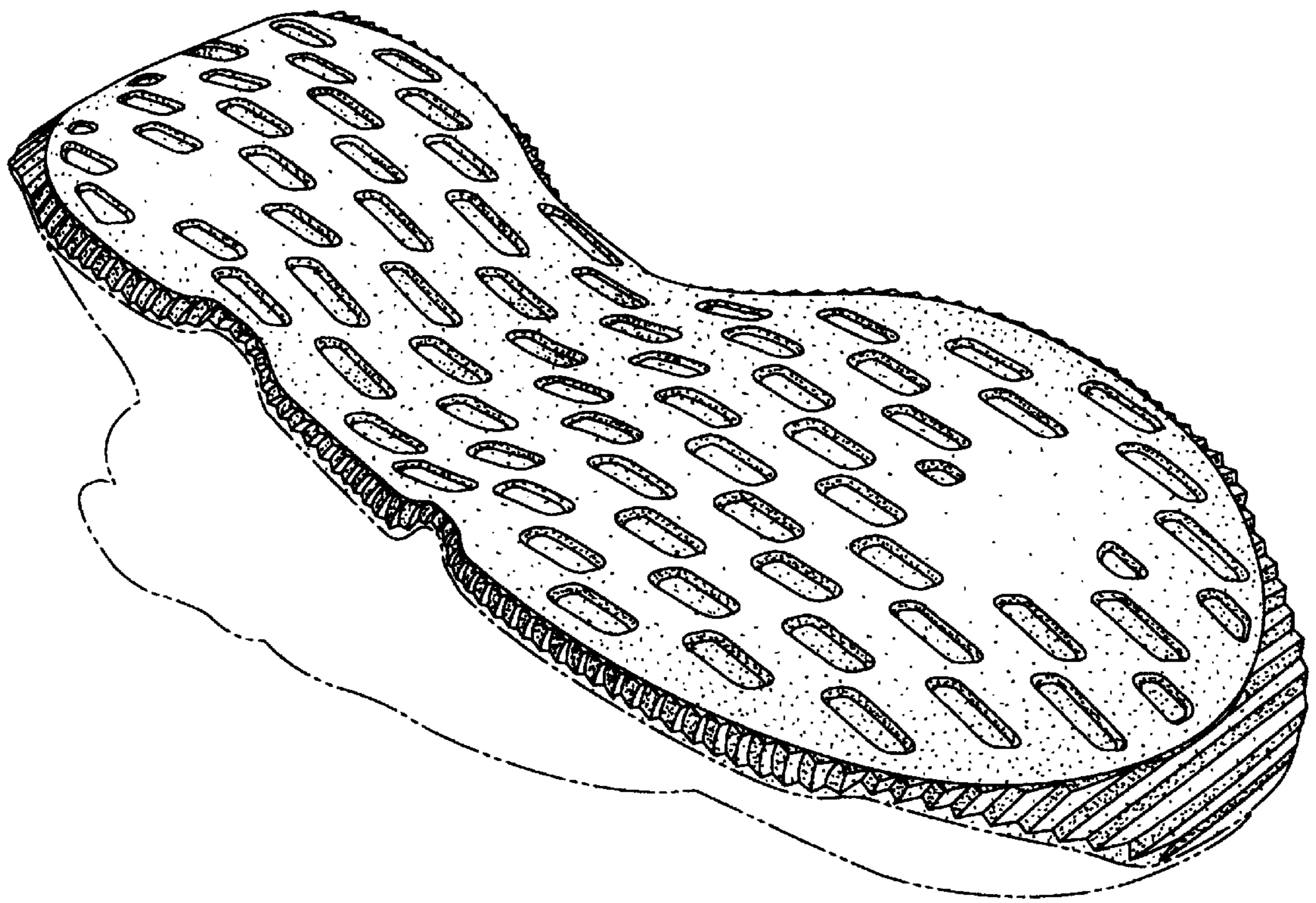


Fig. 1

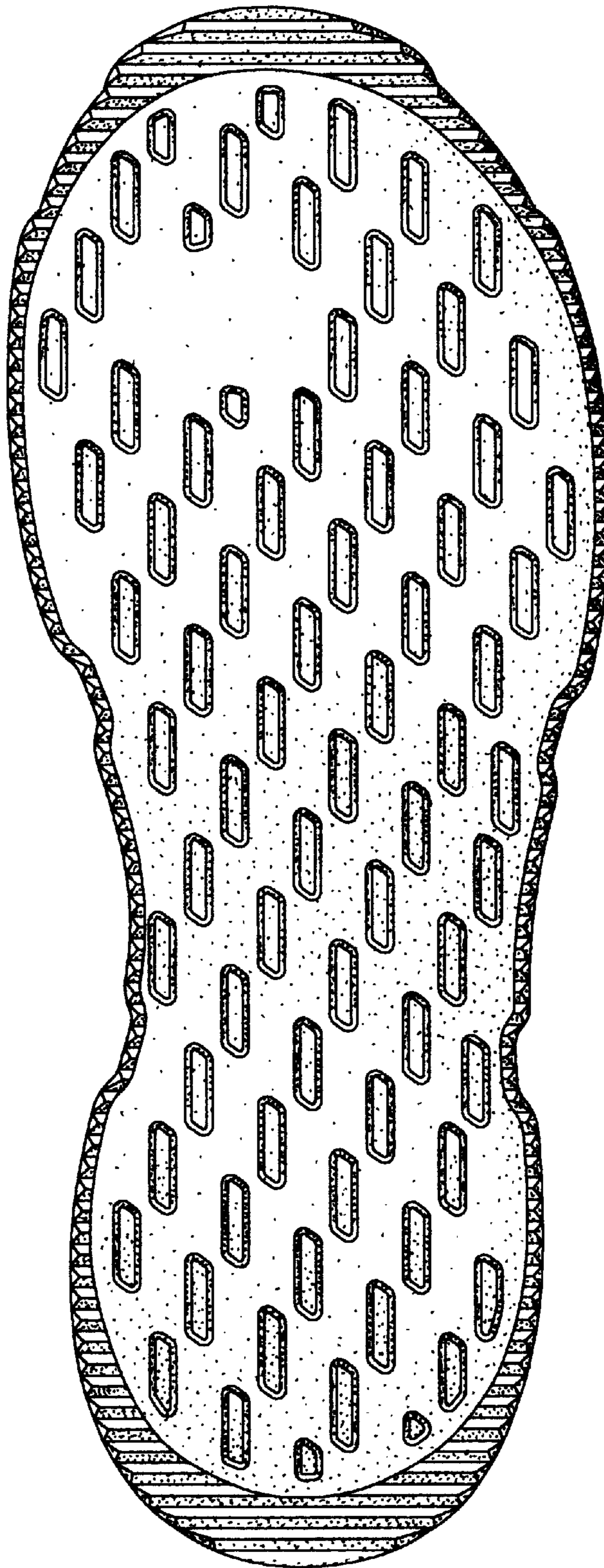


Fig. 2

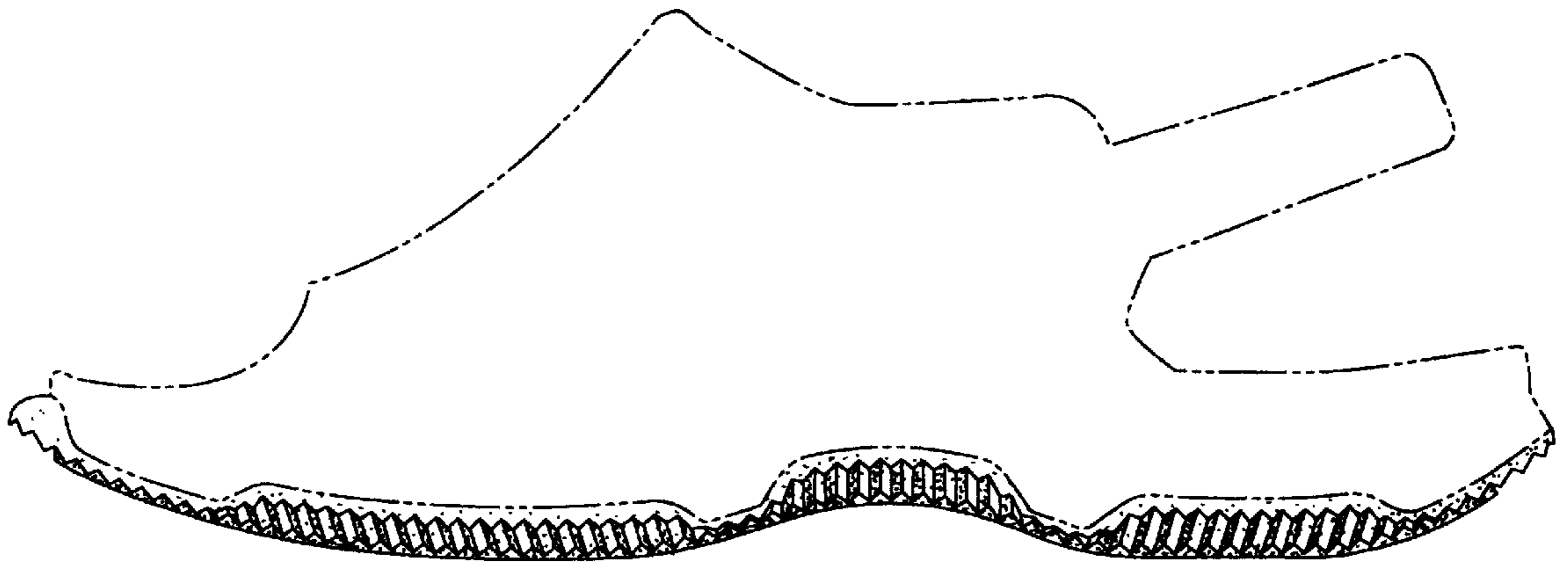


Fig. 3

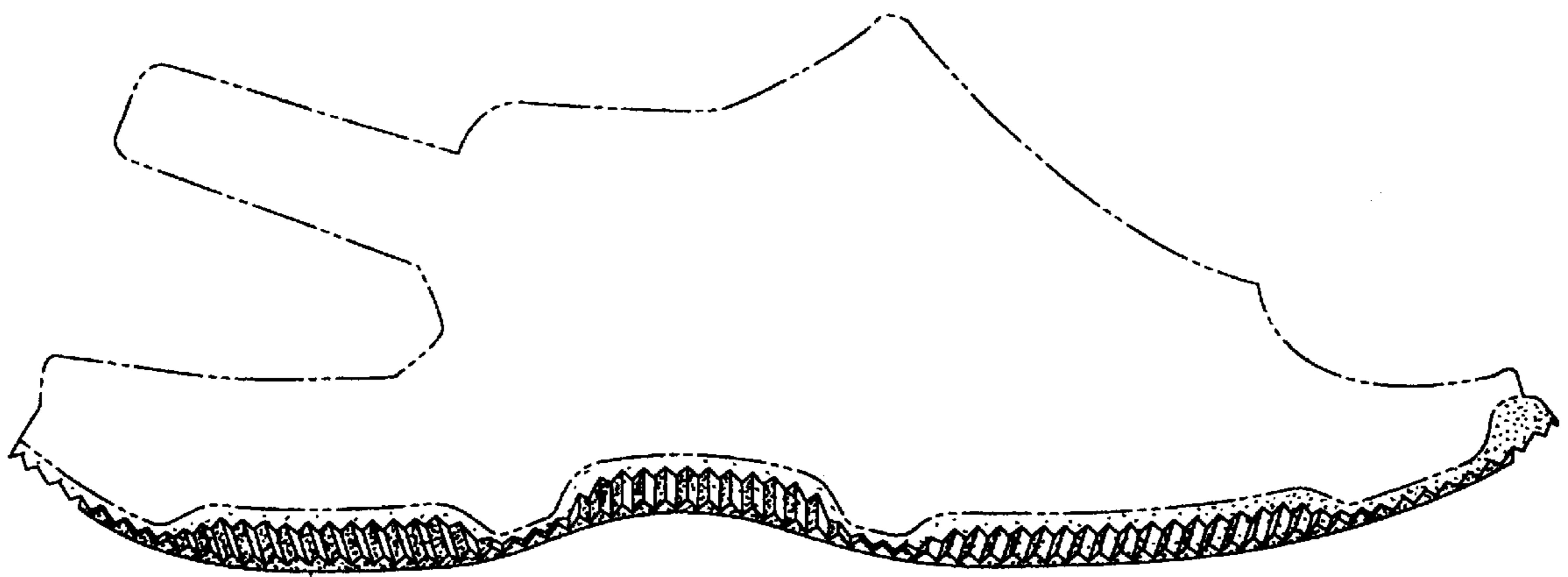


Fig. 4

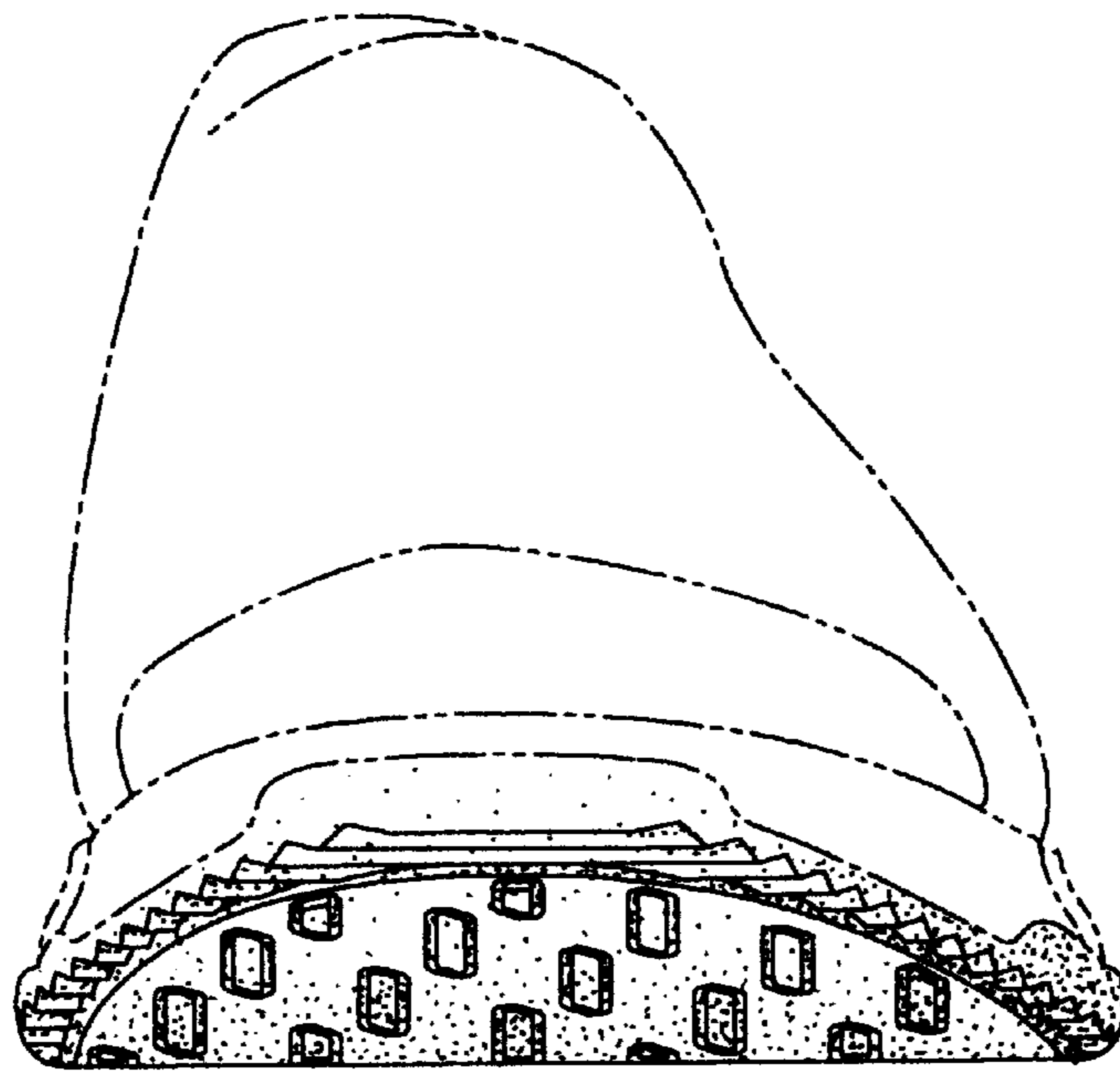


Fig. 5

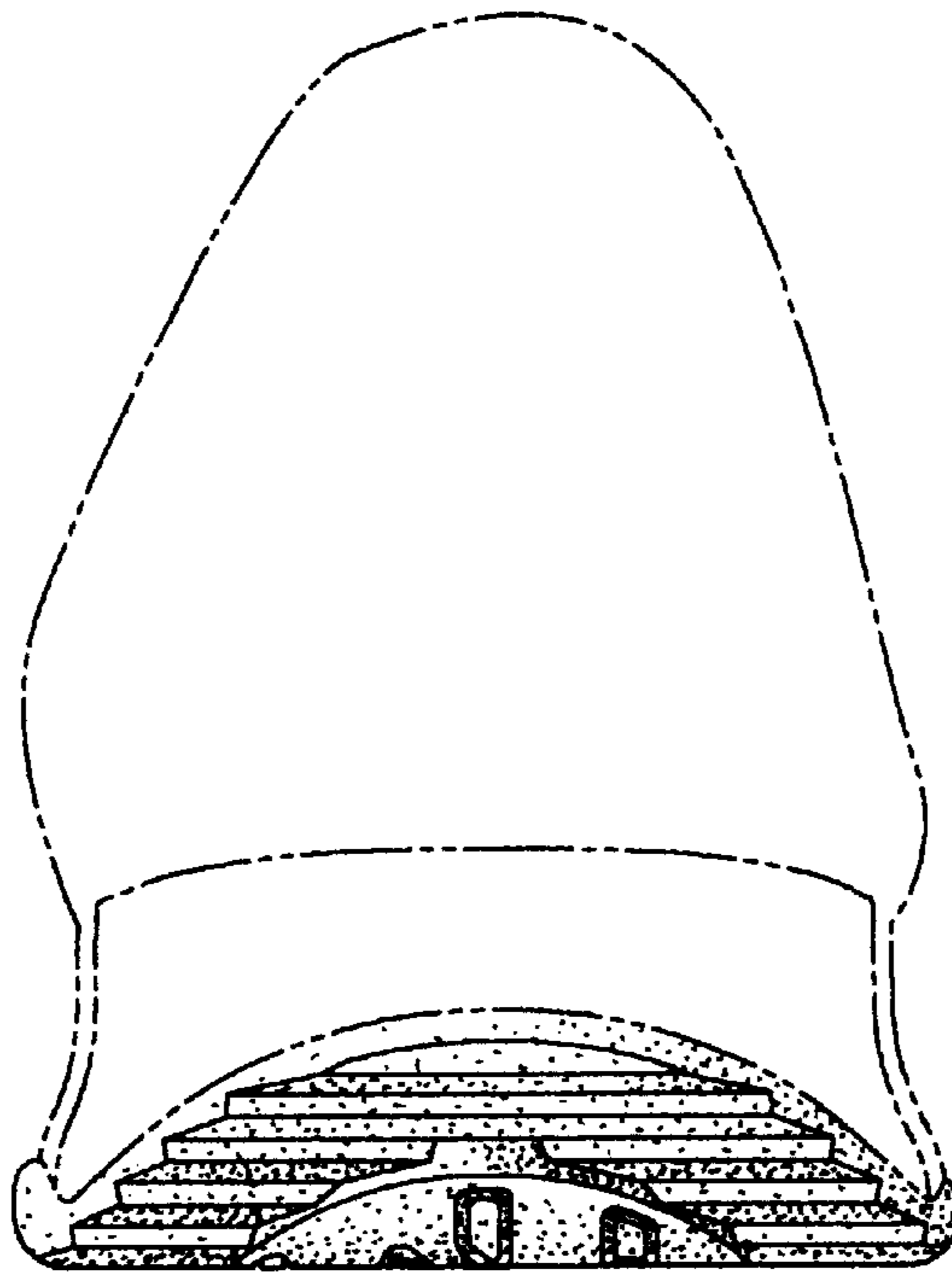


Fig. 6