



US00D476468S

(12) **United States Design Patent**
Reynolds et al.

(10) **Patent No.:** **US D476,468 S**
(45) **Date of Patent:** **** Jul. 1, 2003**

- (54) **SHOE COVER TRACTION PATTERN WITH HEEL AND TOE AREAS**
- (75) Inventors: **Gary Mack Reynolds**, Keller, TX (US); **Linda G. Harris**, Lawrenceville, GA (US)
- (73) Assignee: **Kimberly-Clark Worldwide, Inc.**, Neenah, WI (US)
- (**) Term: **14 Years**
- (21) Appl. No.: **29/147,468**
- (22) Filed: **Aug. 29, 2001**
- (51) **LOC (7) Cl.** **02-04**
- (52) **U.S. Cl.** **D2/954; D2/946; D2/955**
- (58) **Field of Search** D2/897, 902, 908, D2/909, 914, 946-949, 951-962, 967, 972, 977; 36/7.1, 7.2, 7.3, 7.5, 14, 22 R, 25 R, 32 A, 32 R, 59 R, 239; D5/7, 56, 60, 61

4,599,812 A	7/1986	Harmsen	
4,616,428 A	10/1986	Leger	
4,616,429 A	10/1986	Alcala	
4,651,354 A	3/1987	Petrey	
4,665,633 A	5/1987	Edgerton	
4,847,934 A	7/1989	Weber	
4,918,839 A	4/1990	Brandon	
4,967,491 A	11/1990	Plotkin	
5,062,223 A	11/1991	Johnson	
5,083,557 A	1/1992	Lennon et al.	
5,165,182 A	11/1992	Michael	
5,228,215 A	7/1993	Bayer	
5,787,607 A	8/1998	Schürch	
5,822,884 A	* 10/1998	Roeder	36/7.1 R
5,983,526 A	11/1999	Pawlik et al.	
6,023,856 A	2/2000	Brunson et al.	
D445,561 S	* 7/2001	Bramani	D2/954
D461,947 S	* 8/2002	Merceron	D2/956
2002/0148138 A1	* 10/2002	Egan	

* cited by examiner

Primary Examiner—Celia Murphy
(74) *Attorney, Agent, or Firm*—Scott B. Garrison

(56) **References Cited**

U.S. PATENT DOCUMENTS

46,061 A	*	1/1865	Adamson	36/25 R
D139,685 S	*	12/1944	Hollander	D5/7
2,627,126 A	*	2/1953	France	
3,634,954 A		1/1972	Larsen et al.	
3,684,922 A		8/1972	Ericson	
3,824,714 A		7/1974	Glassman	
3,898,750 A		8/1975	Epstein	
4,019,265 A		4/1977	Epstein	
4,023,281 A		5/1977	Terry	
4,069,515 A		1/1978	Swallow et al.	
4,083,124 A		4/1978	Michalak	
D252,420 S	*	7/1979	Bowers et al.	D2/956
4,272,859 A		6/1981	Vanhove	
4,296,499 A	*	10/1981	Patterson et al.	2/239
4,304,021 A		12/1981	Theodorsen	
4,598,485 A	*	7/1986	Joe et al.	36/7.2

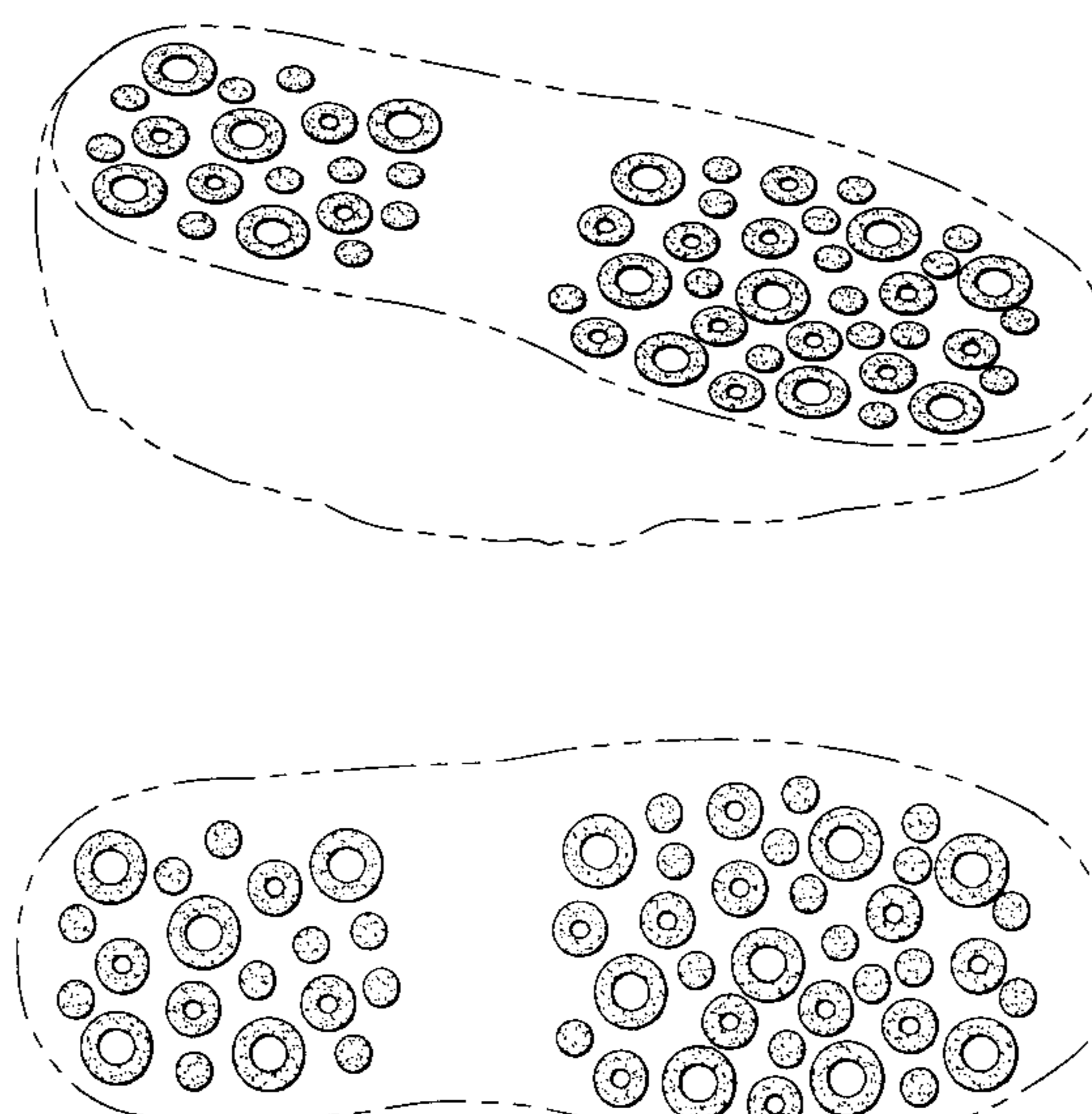
(57) **CLAIM**

We claim the ornamental design for a shoe cover traction pattern with heel and toe areas, as shown and described.

DESCRIPTION

FIG. 1 is a perspective view of a shoe cover shown in use to depict the environment of our new design for a shoe cover traction pattern with heel and toe areas; FIG. 2 is a perspective view of a shoe cover traction pattern with heel and toe areas, showing our new design; and, FIG. 3 is a bottom plan view thereof. The broken lines showing portions of a shoe, shoe cover, and shoe cover pattern in FIGS. 1-3, respectively, are environmental only and form no part of the claimed design.

1 Claim, 2 Drawing Sheets



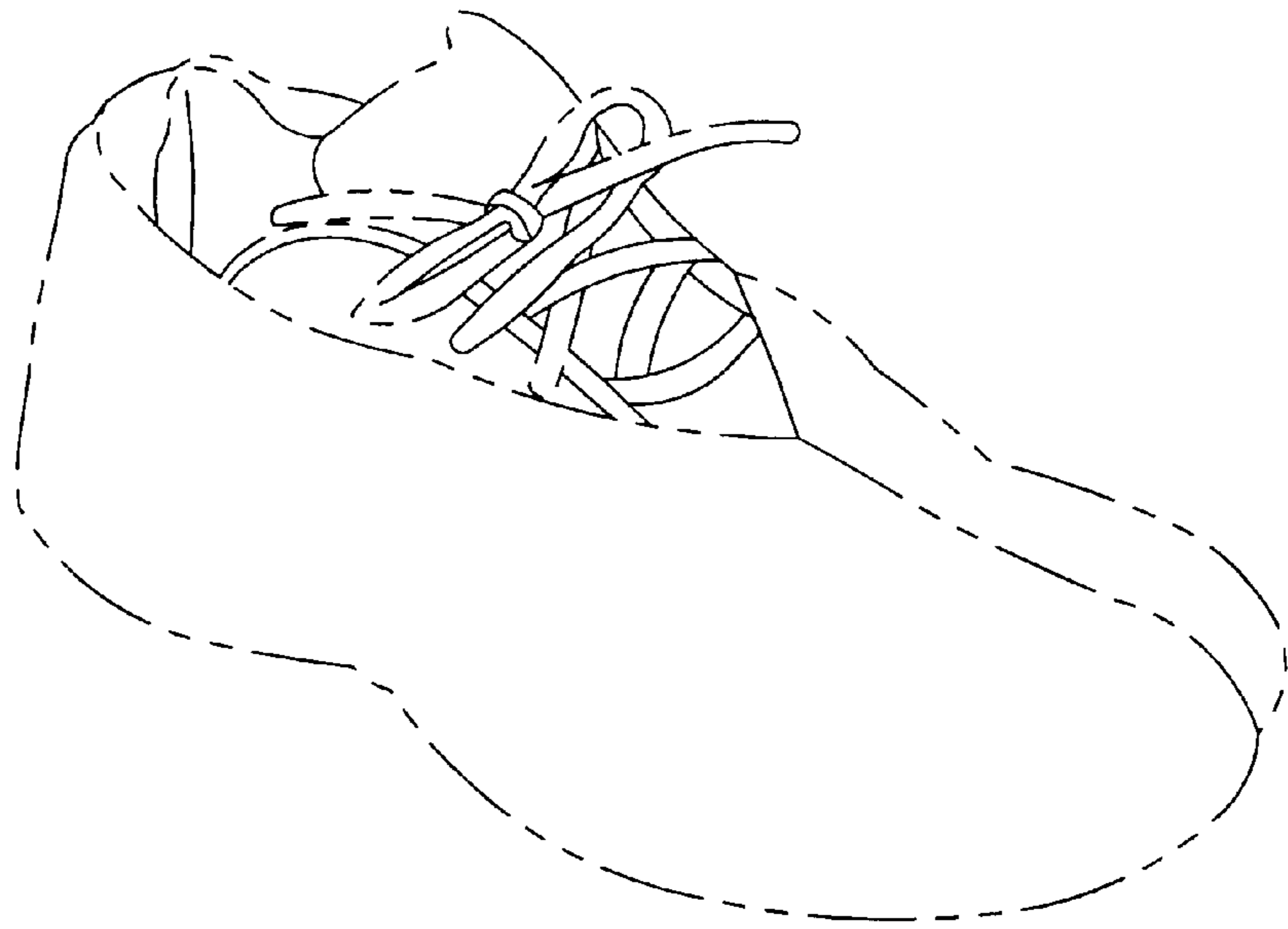


FIG 1

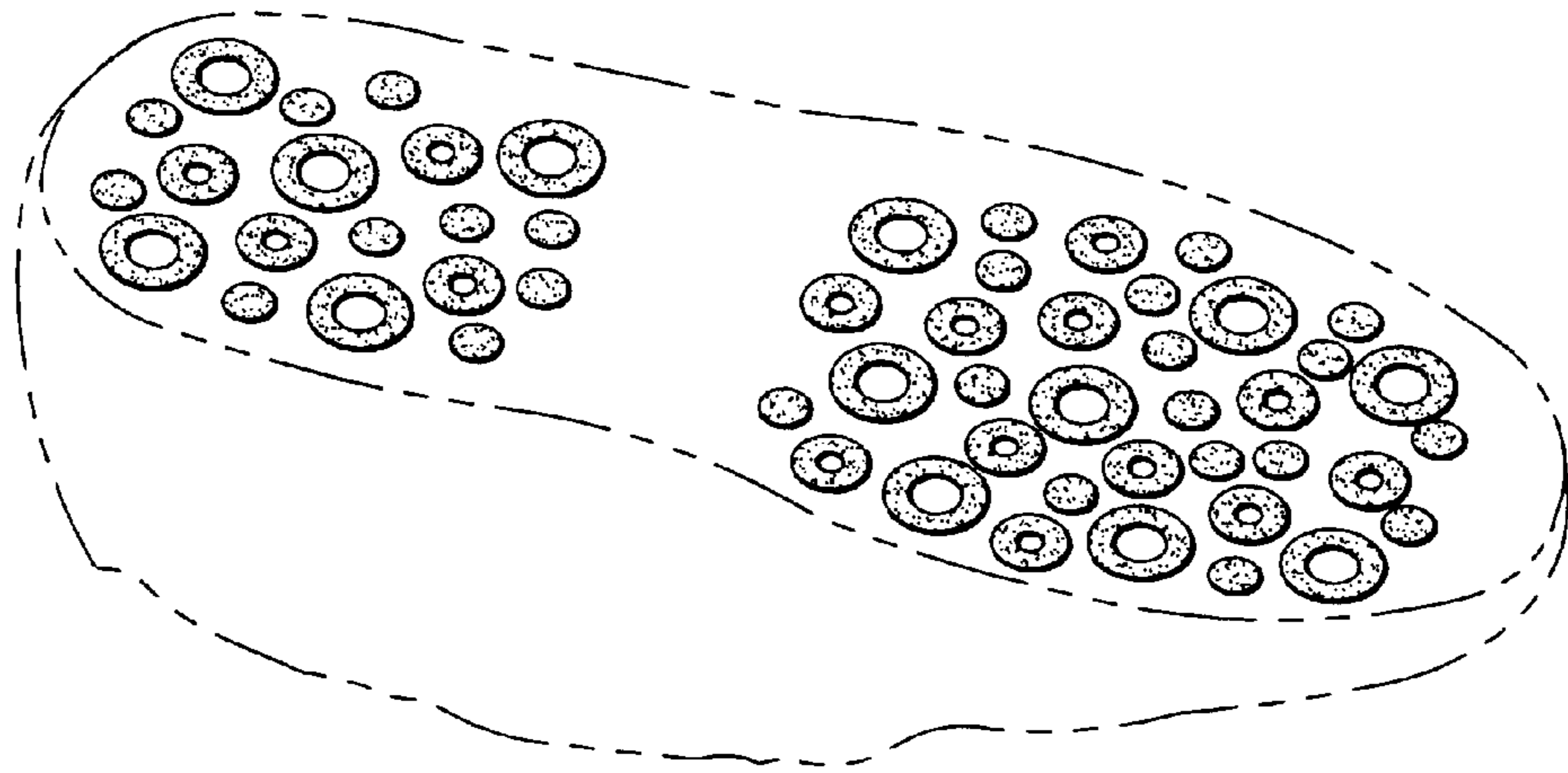


FIG 2

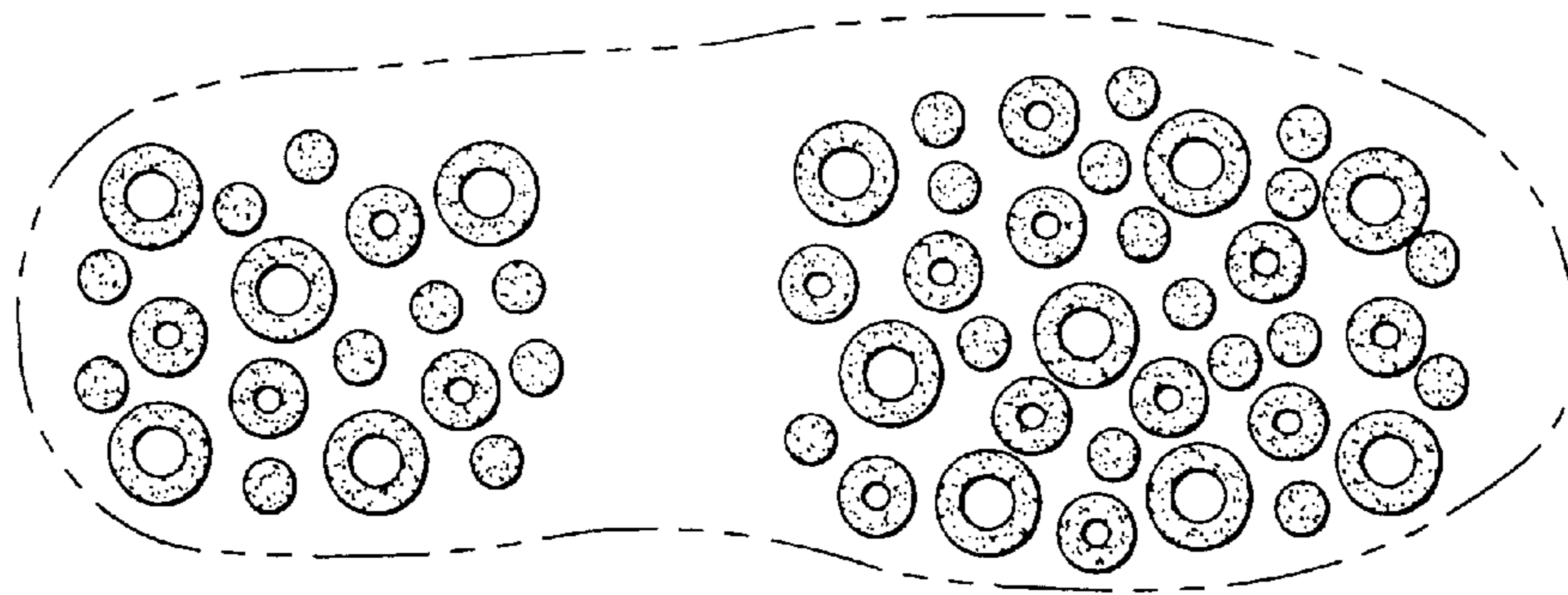


FIG 3