



US00D476450S

(12) **United States Design Patent**  
**Keen et al.**

(10) **Patent No.: US D476,450 S**

(45) **Date of Patent: \*\* Jun. 24, 2003**

(54) **WRESTLER HEADGEAR PAD**

(76) Inventors: **James C. Keen**, 7890 Base Lake,  
Dexter, MI (US) 48130; **John L**  
**Marchello**, 1315 Jewett, Ann Arbor, MI  
(US) 48104

(\*\*) Term: **14 Years**

(21) Appl. No.: **29/156,888**

(22) Filed: **Mar. 8, 2002**

(51) **LOC (7) Cl.** ..... **29-02**

(52) **U.S. Cl.** ..... **D29/122; D29/112**

(58) **Field of Search** ..... D29/102-108,  
D29/122, 112; 2/410-411, 423, 425, 209,  
412

(56) **References Cited**

**U.S. PATENT DOCUMENTS**

2,898,596 A	8/1959	Keen	2/3
3,327,316 A	6/1967	Pukish, Jr.	2/3
4,551,861 A	* 11/1985	Marchello	2/425
4,821,345 A	4/1989	Marchello	2/425
5,504,945 A	4/1996	Purnell	2/425
D384,774 S	10/1997	Tsujino	D29/106

D400,311 S	* 10/1998	Chartrand	D29/122
5,881,393 A	* 3/1999	Marchello	2/425
6,073,272 A	* 6/2000	Ball	2/423
D429,035 S	* 8/2000	Purnell	D29/106
D443,729 S	* 6/2001	Tsujino	D29/112
D443,730 S	* 6/2001	Tsujino	D29/112
D443,955 S	* 6/2001	Tsujino	D29/112
D444,270 S	6/2001	Tsujino	D29/112

\* cited by examiner

*Primary Examiner*—Ruth McInroy

(74) *Attorney, Agent, or Firm*—James M. Deimen

(57) **CLAIM**

The ornamental design for a wrestler headgear pad, as shown and described.

**DESCRIPTION**

FIG. 1 is a left side view of the wrestler headgear pad showing my new design;  
FIG. 2 is a right side view;  
FIG. 3 is a top plan view;  
FIG. 4 is a bottom plan view;  
FIG. 5 is a front elevational view; and,  
FIG. 6 is a back elevational view.

**1 Claim, 1 Drawing Sheet**


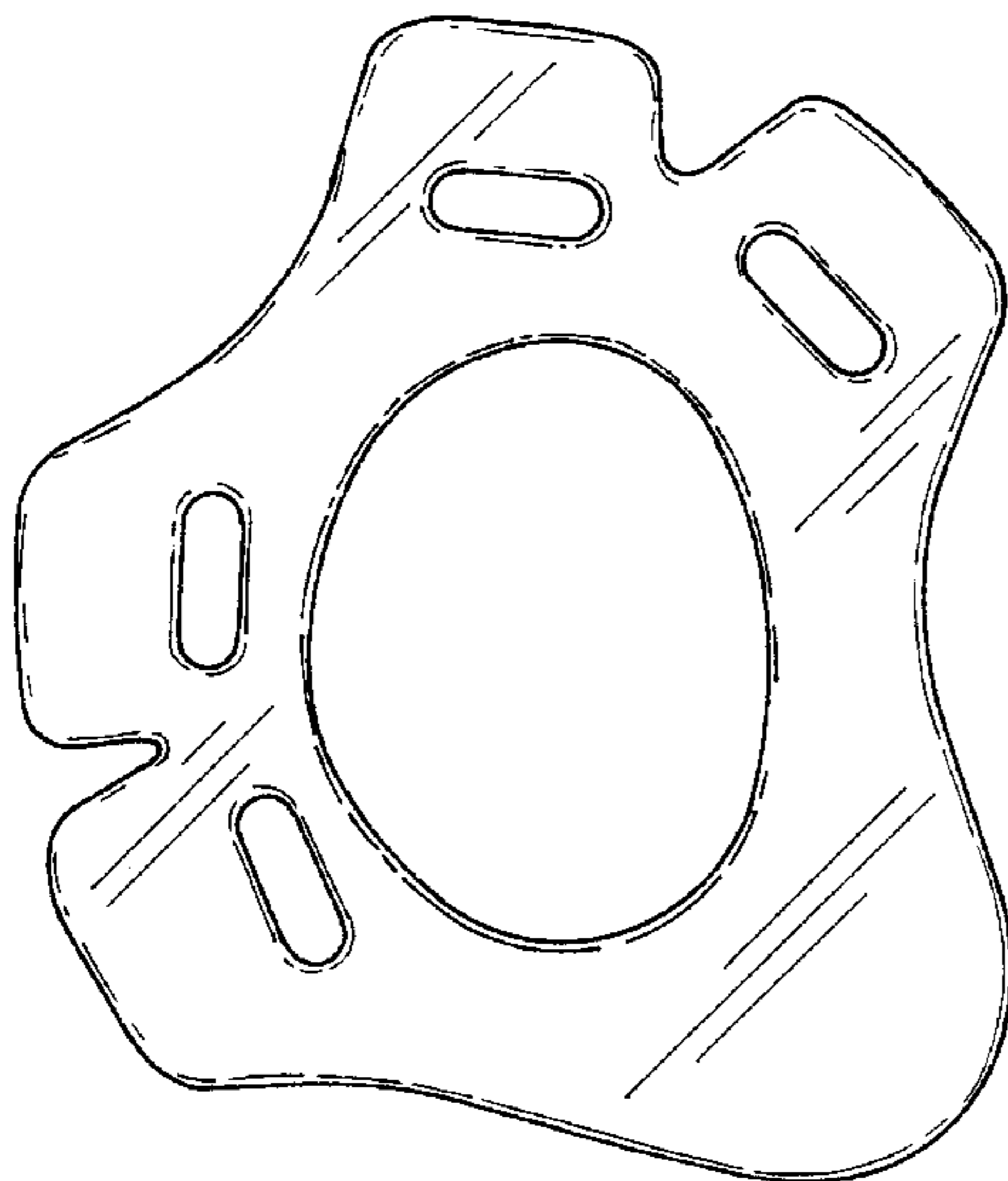


FIG 1

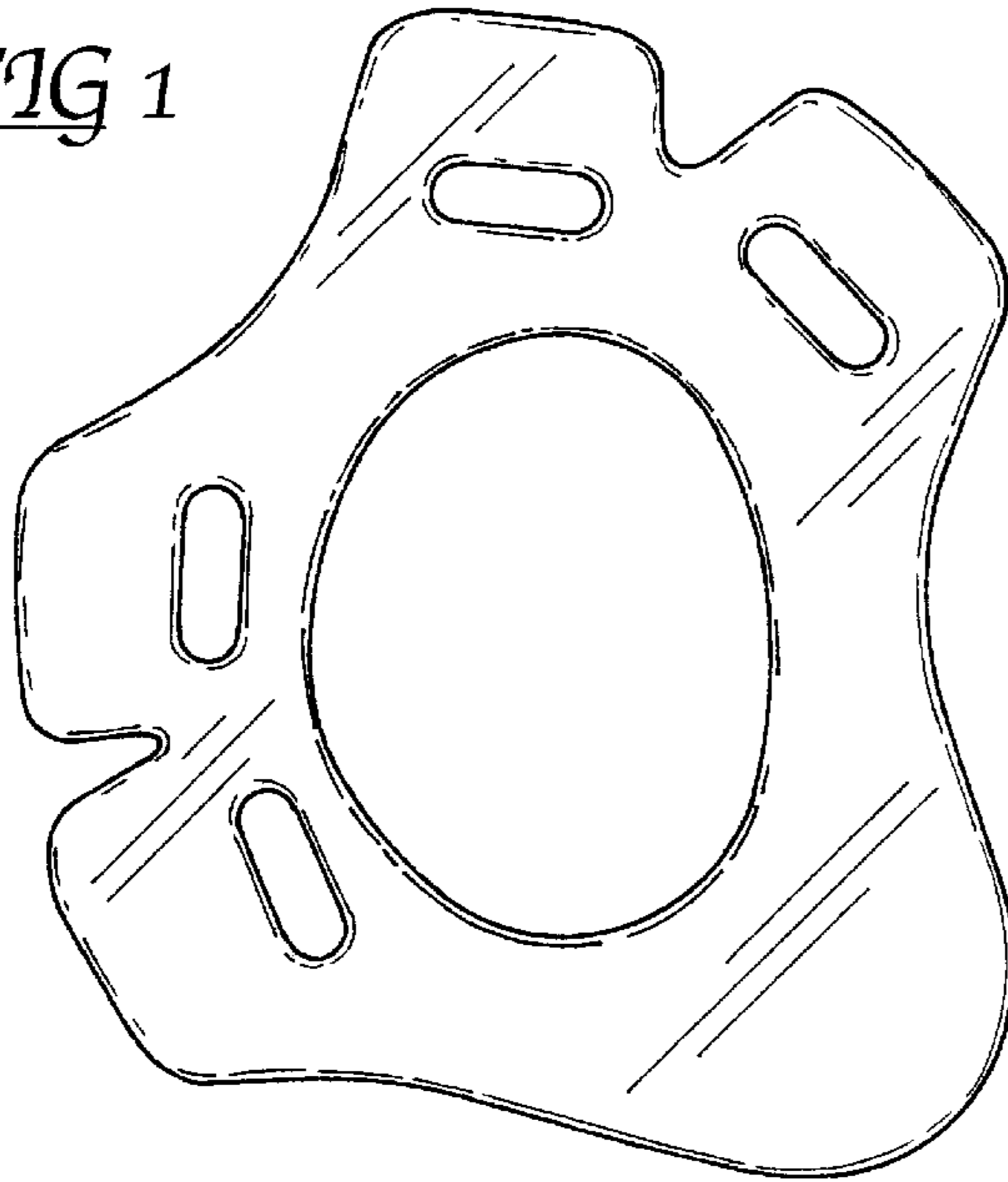


FIG 5



FIG 6



FIG 2

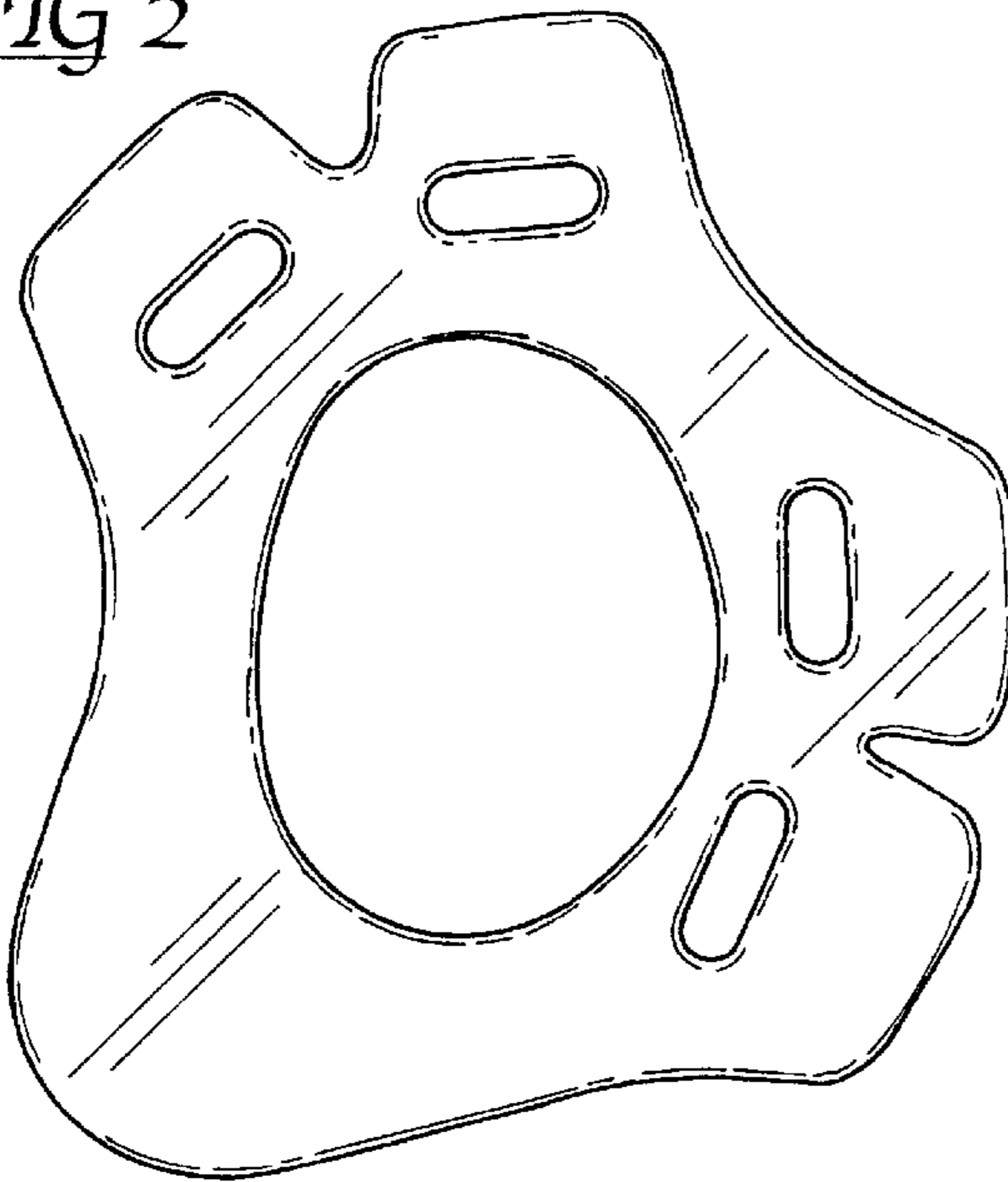


FIG 3




FIG 4

