



US00D476431S

(12) **United States Design Patent**
Lin

(10) **Patent No.:** **US D476,431 S**

(45) **Date of Patent:** **** Jun. 24, 2003**

(54) **EXTERIOR SURFACE CONFIGURATION OF
A VEHICLE REAR LIGHT**

Primary Examiner—Marcus A. Jackson
(74) *Attorney, Agent, or Firm*—Rosenberg, Klein & Lee

(76) **Inventor:** **Yu-Chu Lin**, No. 477, Chung Shan N.
Rd., Yung Kang City, Tainan Hsien
(TW)

(57) **CLAIM**

The ornamental design for an exterior surface configuration
of a vehicle rear light, as shown and described.

(**) **Term:** **14 Years**

DESCRIPTION

(21) **Appl. No.:** **29/168,525**

FIG. 1 is a perspective view from the front right of an
exterior surface configuration of a vehicle rear light showing
my present design;

(22) **Filed:** **Oct. 4, 2002**

FIG. 2 is a front view thereof;

(51) **LOC (7) Cl.** **26-04**

FIG. 3 is a right view thereof; and,

(52) **U.S. Cl.** **D26/28**

FIG. 4 is a top view thereof.

(58) **Field of Search** D26/28-36; 362/61,
362/80, 81, 82, 83, 83.4, 267, 269, 275

This design represents one embodiment of a design for an
exterior surface configuration of a vehicle rear light. The
drawings and descriptions represent the right side embodi-
ment. The design also contemplates a mirror symmetrical
embodiment on the left side of the vehicle. The dash line
included denotes environment and is not part of the claimed
design.

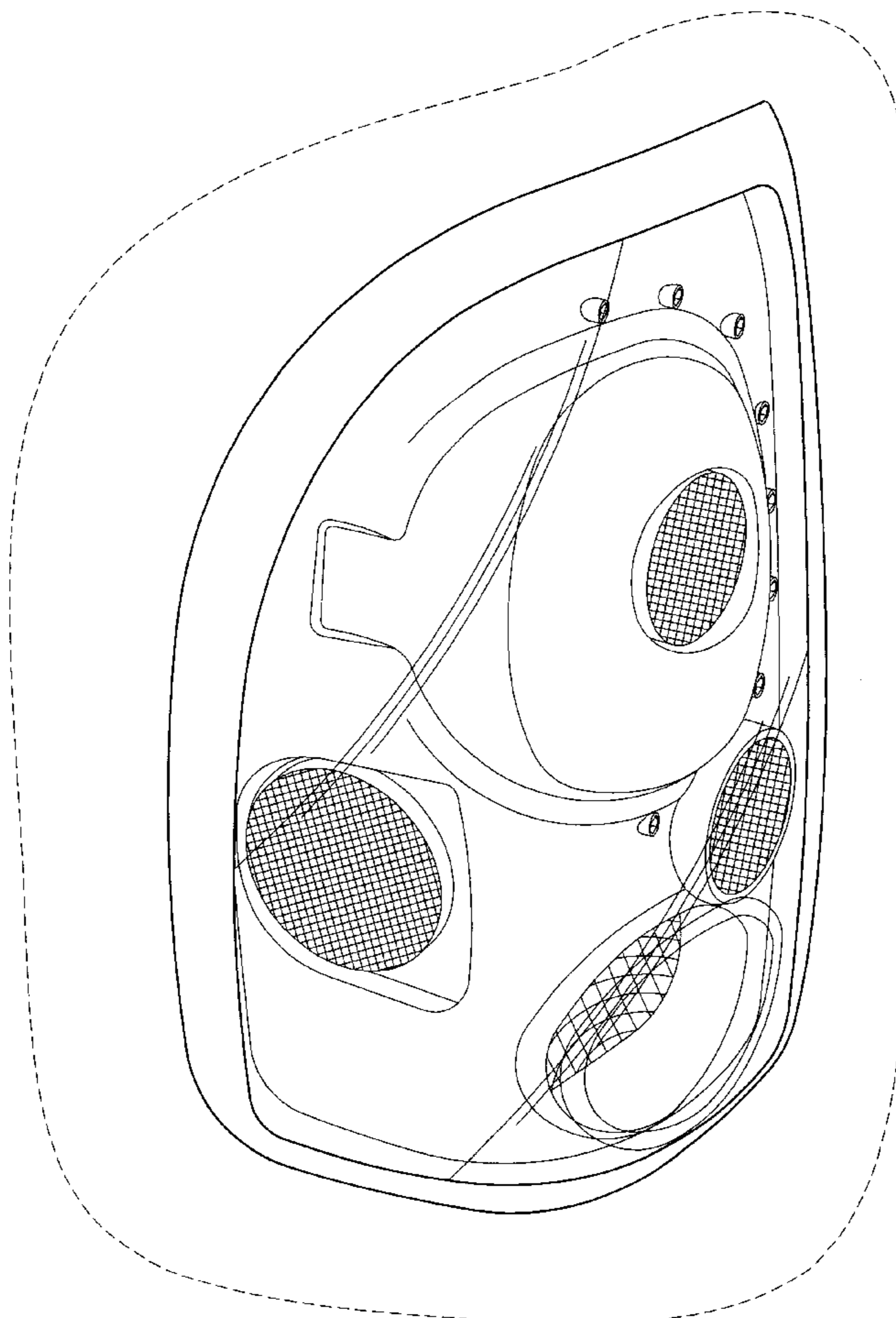
(56) **References Cited**

U.S. PATENT DOCUMENTS

D388,200 S	*	12/1997	Tomforde et al.	D26/28
D388,897 S	*	1/1998	Tomforde et al.	D26/28
D457,258 S	*	5/2002	Horowitz	D26/28
D465,040 S	*	10/2002	Lin	D26/28

* cited by examiner

1 Claim, 4 Drawing Sheets



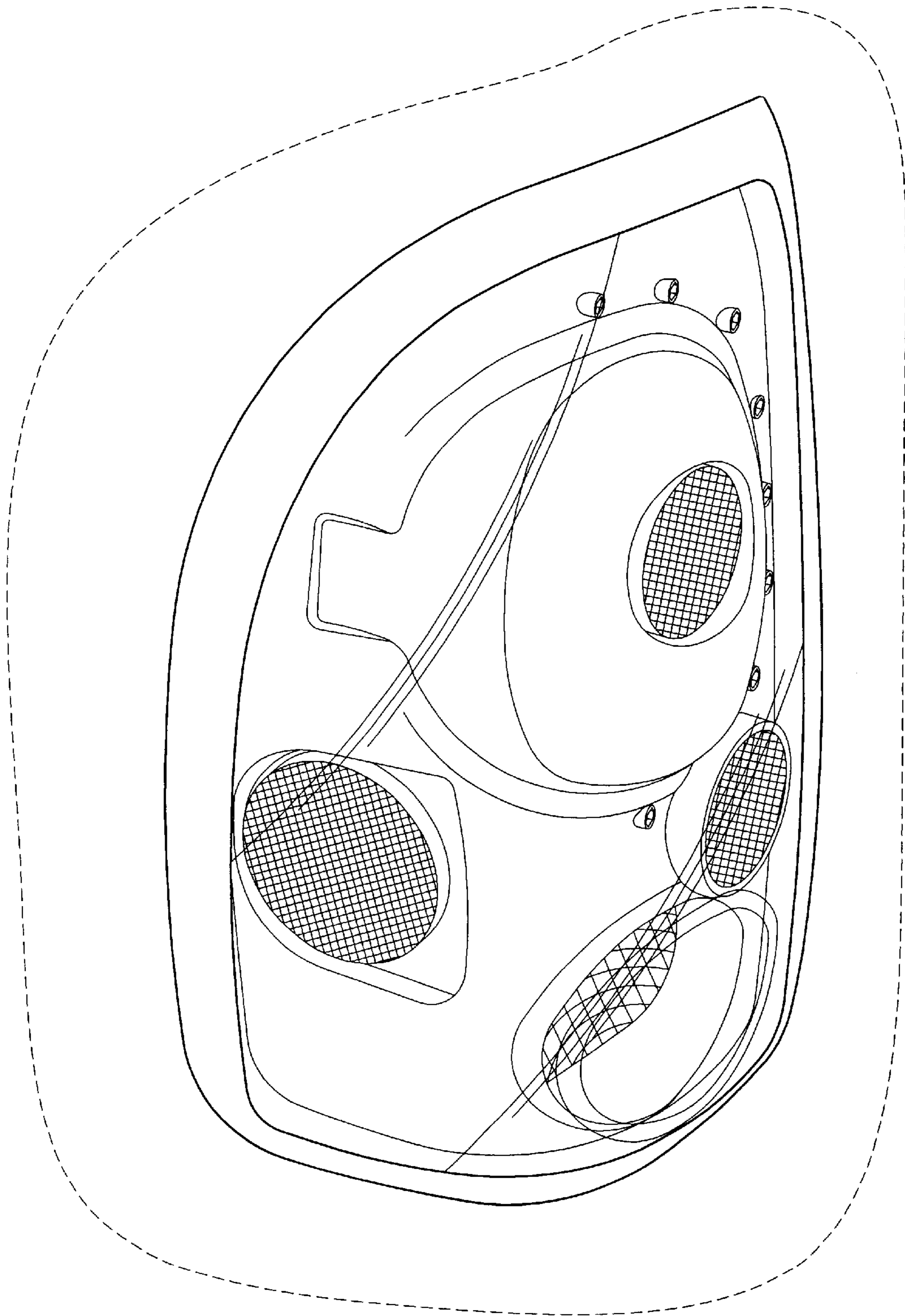


FIG. 1

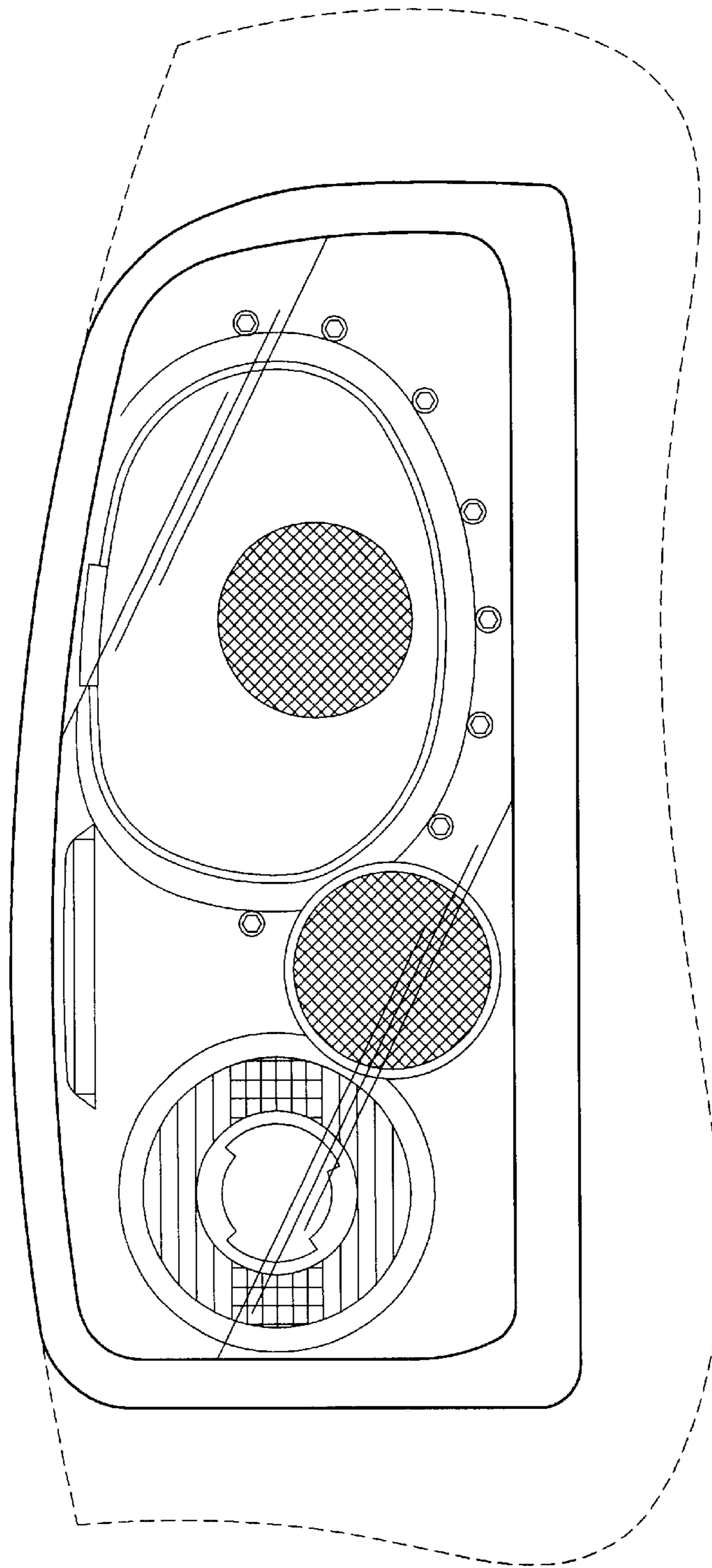


FIG. 2

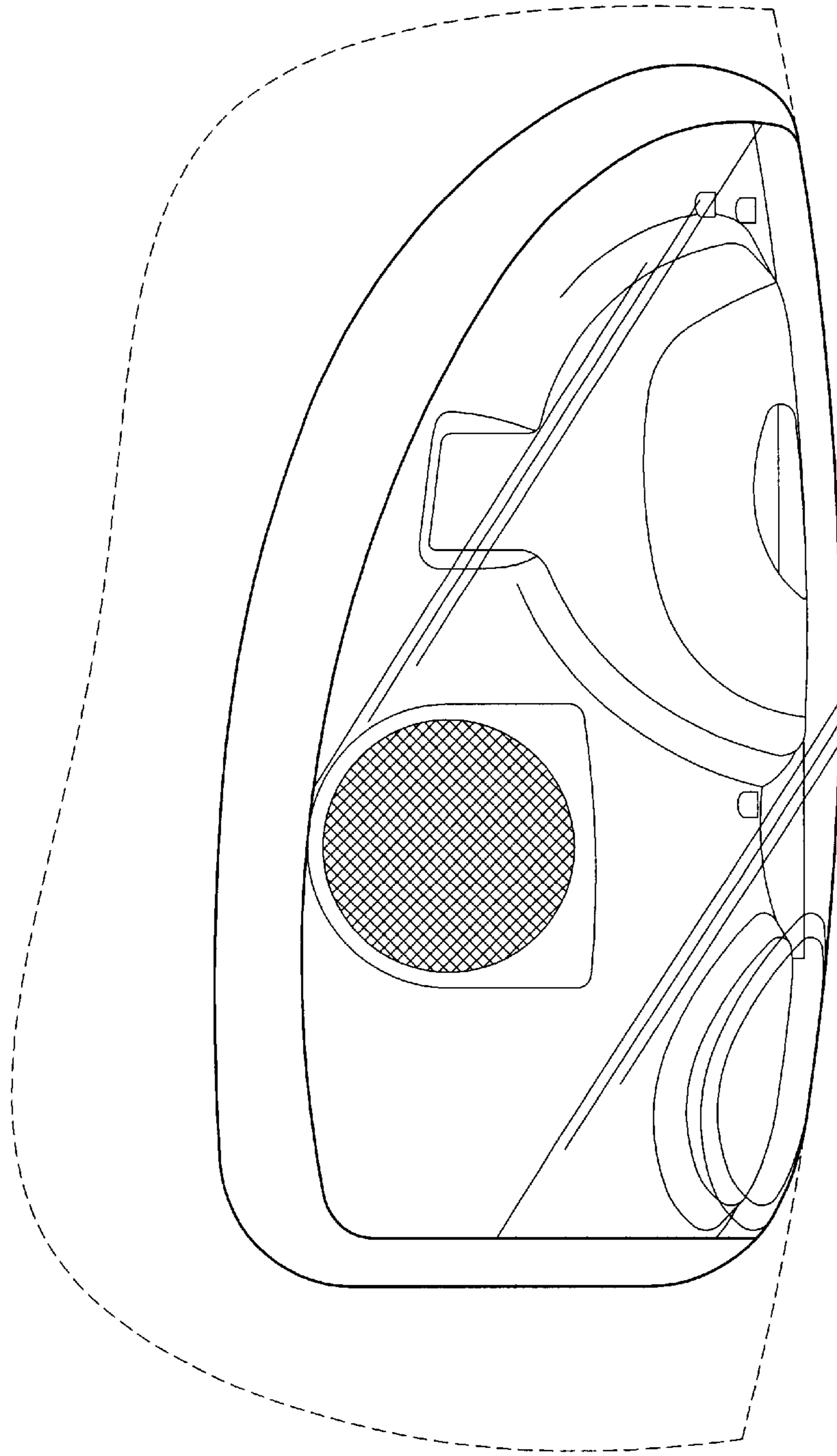


FIG. 3




FIG . 4