



US00D476422S

(12) **United States Design Patent**
Collins et al.

(10) **Patent No.:** **US D476,422 S**

(45) **Date of Patent:** **** Jun. 24, 2003**

(54) **TWO SEAT SPA ALCOVE SYSTEM WITH SPA ALCOVE**

(75) Inventors: **Sam Collins**, Dallas, OR (US); **Loren Brooks**, Independence, OR (US)

(73) Assignee: **Marquis Corp.**, Independence, OR (US)

(**) Term: **14 Years**

(21) Appl. No.: **29/151,056**

(22) Filed: **Oct. 31, 2001**

(51) **LOC (7) Cl.** **24-04**

(52) **U.S. Cl.** **D24/204**

(58) **Field of Search** D24/204, 205; 4/541.1, 541.2, 541.3, 541.4, 541.5, 541.6

(56) **References Cited**

U.S. PATENT DOCUMENTS

D277,985 S	*	3/1985	Kingsley	D24/204
D301,374 S	*	5/1989	D’Innocente	D24/204
D305,061 S	*	12/1989	Pauls et al.	D24/205
D310,566 S	*	9/1990	Jacuzzi	D24/205
D333,699 S	*	3/1993	Jacuzzi et al.	D23/280.1
5,682,625 A		11/1997	Leaverton et al.		
D395,075 S	*	6/1998	Kolada	D23/277
D405,182 S	*	2/1999	Larsen	D24/204
D405,185 S	*	2/1999	Larsen	D24/204
D405,186 S		2/1999	Larsen		
D431,297 S		9/2000	Larsen et al.		
D433,510 S	*	11/2000	Jacuzzi	D24/204
D436,178 S	*	1/2001	Larsen et al.	D24/204
D445,904 S	*	7/2001	Larsen	D24/204
D446,309 S	*	8/2001	Bower	D24/204
D446,310 S	*	8/2001	Bower	D24/204
D446,862 S	*	8/2001	Larsen et al.	D24/204

OTHER PUBLICATIONS

Dimension One Spas Brochure, at least as early as Oct., 2000.

Down East Spas Brochure “Relax in Stylish Comfort,” at least as early as Oct., 2000.

Watkins Manufacturing Corporation, Caldera Spas Brochure, “Relax, Recharge and Reconnect,” at least as early as Oct., 2000.

L.A. Spas Brochure, at least as early as Oct., 2000.

Watkins Manufacturing Corporation, Hot Spring Spas Brochure, “Relaxation Has Found Its Ultimate Expression,” at least as early as Oct., 2000.

Dimension One Spas, Dimension One Spas Brochure, at least as early as Oct., 2000.

Dimension One Spas, “@Home Hot Tubs” Brochure, at least as early as Oct., 2000.

Watkins Manufacturing Corporation, Tiger River Spas Brochure, at least as early as Oct., 2000.

Watkins Manufacturing Corporation, Solana “Serenity made simple” Brochure, at least as early as Oct., 2000.

* cited by examiner

Primary Examiner—Stella Reid

(74) *Attorney, Agent, or Firm*—Karen Dana Oster

(57) **CLAIM**

The ornamental design for a two seat spa alcove system with spa alcove, as shown and described.

DESCRIPTION

FIG. 1 is a top plan view of a two seat spa alcove system with spa alcove showing the new design.

FIG. 2 is a cross-sectional view of the two seat spa alcove system with spa alcove taken along lines 2—2 of FIG. 1.

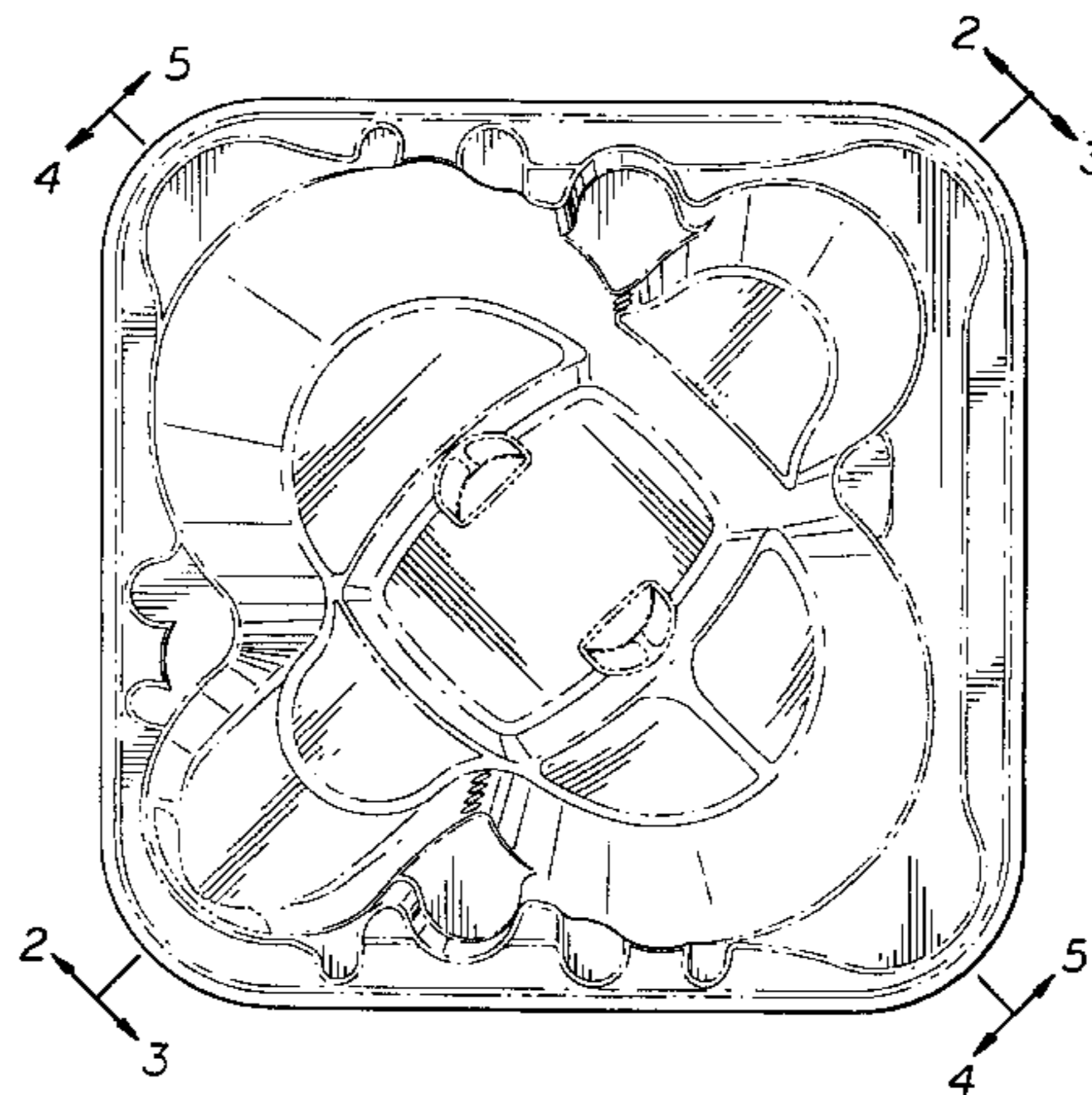
FIG. 3 is a cross-sectional view of the two seat spa alcove system with spa alcove taken along lines 3—3 of FIG. 1.

FIG. 4 is a cross-sectional view of the two seat spa alcove system with spa alcove taken along lines 4—4 of FIG. 1; and,

FIG. 5 is a cross-sectional view of the two seat spa alcove system with spa alcove taken along lines 5—5 of FIG. 1.

The exterior surfaces of the spa alcove form no part of the claimed design.

1 Claim, 5 Drawing Sheets






FIG. 1




FIG. 2

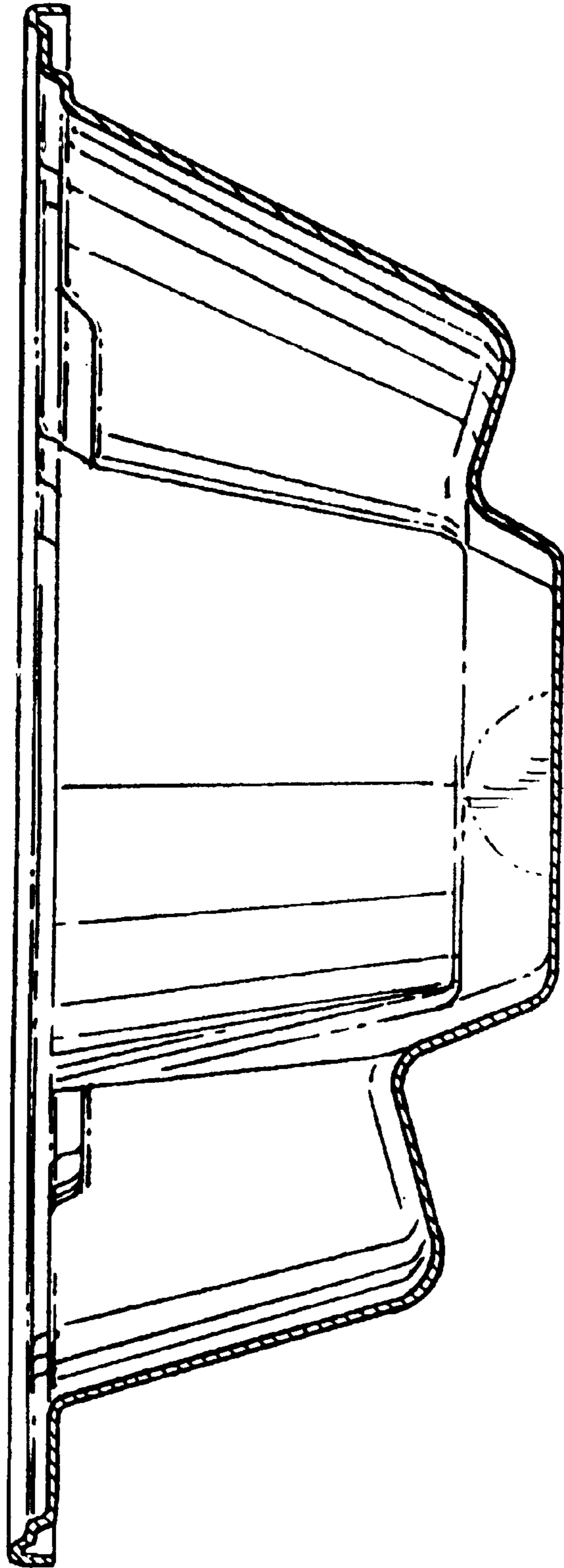


FIG. 3




FIG. 4

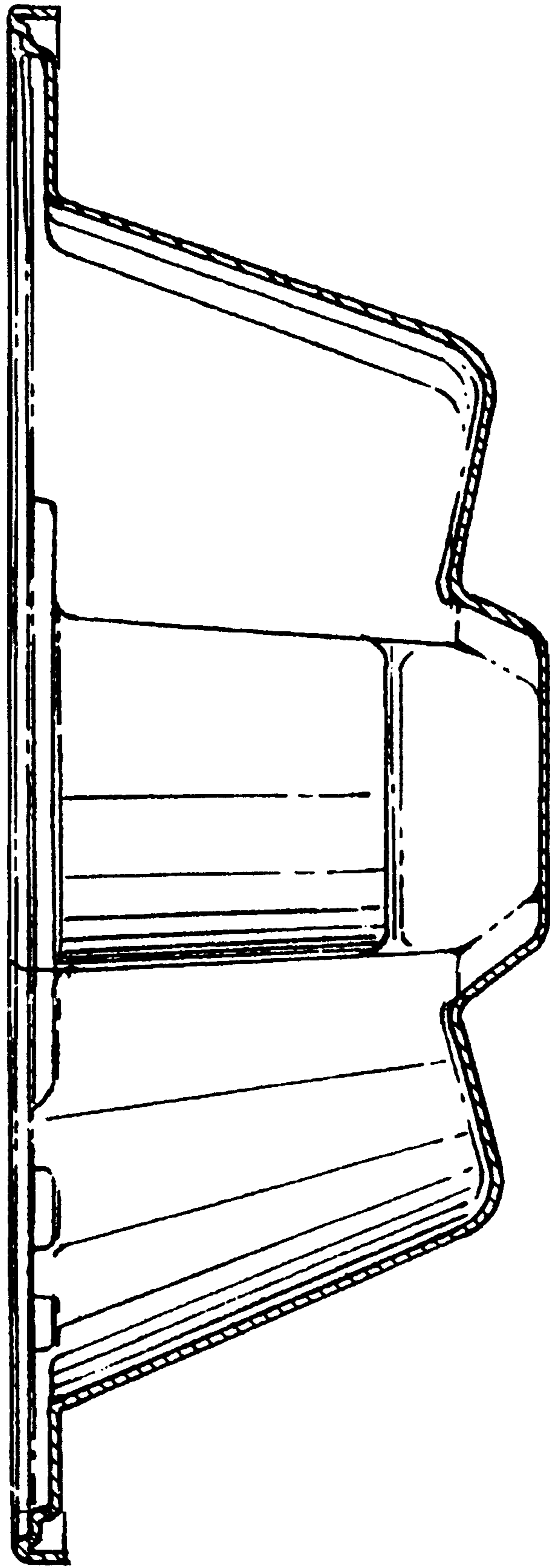


FIG. 5

UNITED STATES PATENT AND TRADEMARK OFFICE
CERTIFICATE OF CORRECTION

PATENT NO. : Des. 476,422 S
APPLICATION NO. : 29/151056
DATED : June 24, 2003
INVENTOR(S) : Collins et al.

Page 1 of 1

It is certified that error appears in the above-identified patent and that said Letters Patent is hereby corrected as shown below:

Title Page:

Item [54]: Please amend the title to read:

-- [54] FOUR SEAT SPA SYSTEM WITH SPA ALCOVE --

Item [57]: Please amend the claim and figure description to read:

-- [57] CLAIM

The ornamental design for a four seat spa alcove system with spa alcove, as shown and described.

DESCRIPTION

FIG. 1 is a top plan view of a four seat spa alcove system with spa alcove showing the new design.

FIG. 2 is a cross-sectional view of the four seat spa alcove system with spa alcove taken along lines 2--2 of FIG. 1.

FIG. 3 is a cross-sectional view of the four seat spa alcove system with spa alcove taken along lines 3--3 of FIG. 1.

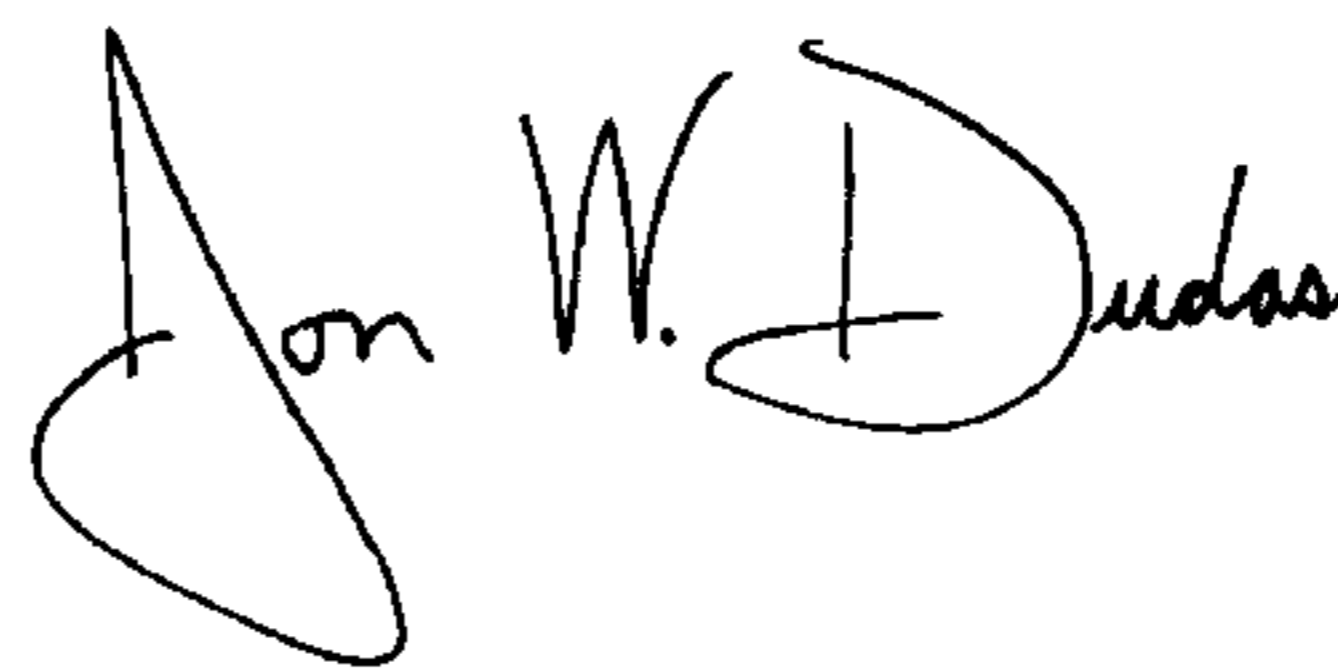
FIG. 4 is a cross-sectional view of the four seat spa alcove system with spa alcove taken along lines 4--4 of FIG. 1; and,

FIG. 5 is a cross-sectional view of the four seat spa alcove system with spa alcove taken along lines 5--5 of FIG. 1.

The exterior surfaces of the spa alcove form no part of the claimed design. --

Signed and Sealed this

Sixth Day of May, 2008



JON W. DUDAS

Director of the United States Patent and Trademark Office