



US00D476420S

(12) **United States Design Patent**
Latone et al.

(10) **Patent No.:** **US D476,420 S**

(45) **Date of Patent:** **** Jun. 24, 2003**

(54) **DENTAL APPLIANCE**

(75) Inventors: **Thomas Latone**, Quakerstown, PA
(US); **Barent Roth**, East Greenville, PA
(US)

(73) Assignee: **Dental Concepts LLC**, Paramus, NJ
(US)

(**) Term: **14 Years**

(21) Appl. No.: **29/165,091**

(22) Filed: **Aug. 5, 2002**

(51) **LOC (7) Cl.** **24-03**

(52) **U.S. Cl.** **D24/152**

(58) **Field of Search** D24/152; 433/140-143,
433/82, 83, 89, 90, 114, 126

(56) **References Cited**

U.S. PATENT DOCUMENTS

6,186,786 B1 * 2/2001 Trushkowsky 433/164
D463,445 S * 9/2002 Bareth et al. D24/152

* cited by examiner

Primary Examiner—Antoine Duval Davis
(74) *Attorney, Agent, or Firm*—Seth Natter; Natter & Natter

(57) **CLAIM**

The ornamental design for a dental appliance, as shown and described.

DESCRIPTION

FIG. 1 is a front elevational view of a dental appliance showing my new design;
FIG. 2 is a top view thereof;
FIG. 3 is a bottom view thereof;
FIG. 4 is a left end view thereof;
FIG. 5 is a right end view thereof;
FIG. 6 is a front elevational of an alternate embodiment of a dental appliance showing my new design;
FIG. 7 is a top view of the alternate embodiment;
FIG. 8 is a bottom view thereof;
FIG. 9 is a left end view thereof; and,
FIG. 10 is a right end view thereof.
The rear elevational views not shown are mirror images of the front elevational views illustrated in FIG. 1 and FIG. 6.

1 Claim, 2 Drawing Sheets





Fig. 1




Fig. 2

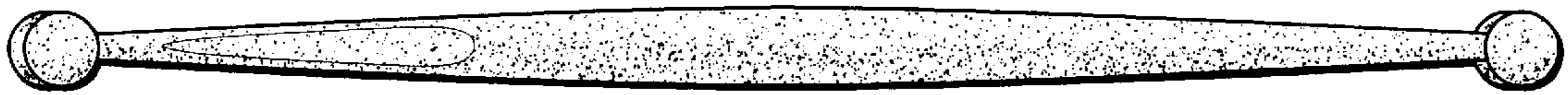


Fig. 3




Fig. 4



Fig. 5



Fig. 6




Fig. 7



Fig. 8

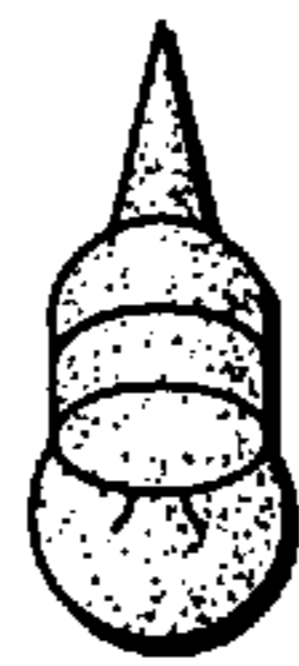


Fig. 9



Fig. 10