



US00D476404S

(12) **United States Design Patent**
Chen et al.

(10) **Patent No.:** **US D476,404 S**
(45) **Date of Patent:** **** Jun. 24, 2003**

(54) **ELECTRIC HEATER GRILL FACE**

(75) Inventors: **Yung Chen**, Clarendon Hills, IL (US);
Eleobardo Moreno, St John, IN (US);
Kevin G. Short, LaGrange, IL (US)

(73) Assignee: **Lakewood Engineering and Manufacturing Co.**, Chicago, IL (US)

(**) Term: **14 Years**

(21) Appl. No.: **29/146,545**

(22) Filed: **Aug. 10, 2001**

(51) **LOC (7) Cl.** **23-03**

(52) **U.S. Cl.** **D23/341; D29/111**

(58) **Field of Search** D23/314, 328,
D23/332, 335-341, 391; 126/90 A, 92 B,
92 A; 312/236; 392/365-9, 373-6; D29/111;
2/410, 9; 454/332; 52/670, 673, 635, 507;
D25/155

(56) **References Cited**

U.S. PATENT DOCUMENTS

552,557 A * 1/1896 Webb
1,290,140 A * 1/1919 Elleby

3,060,445 A * 10/1962 Brockman
D343,230 S * 1/1994 Lim D23/335
D410,074 S * 5/1999 Lee D23/336
D456,066 S * 4/2002 Ching D23/337

OTHER PUBLICATIONS

The Harrington & King Co., Inc. General Catalog No. 95; copyright 1979; pp. 46 and 47.*

* cited by examiner

Primary Examiner—B. J. Bullock

(74) *Attorney, Agent, or Firm*—Wallenstein & Wagner, Ltd.


(57) **CLAIM**

What is claimed is the ornamental design for an electric heater grill face, as shown and described.

DESCRIPTION

FIG. 1 is a perspective view of the electric heater grill face.
FIG. 2 is a front view of the electric heater grill face.
FIG. 3 is the side of the electric heater grill face, the opposite side view being an identical mirror image.
FIG. 4 is the top end view of the electric heater grill face; and,
FIG. 5 is the bottom end view of the electric heater grill face.

1 Claim, 2 Drawing Sheets






FIG. 1




FIG. 2

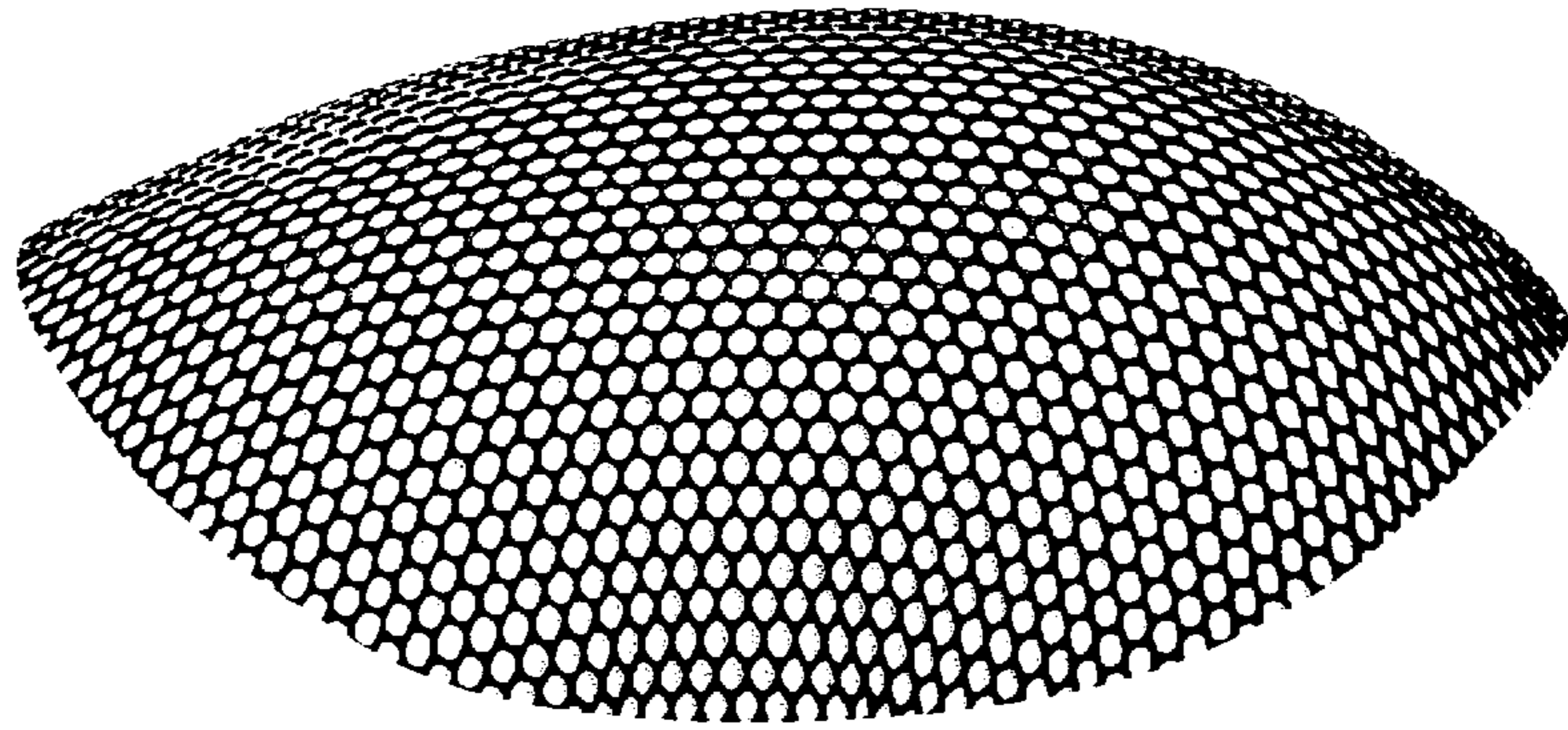


FIG. 3




FIG. 4




FIG. 5