



US00D476392S

(12) **United States Design Patent** (10) **Patent No.:** **US D476,392 S**
McGarry et al. (45) **Date of Patent:** **** Jun. 24, 2003**

(54) **CHECKERED PATTERN ON A GUN STOCK**

(75) Inventors: **James McGarry**, Prescott Valley, AZ (US); **William B. Ruger, Jr.**, Newport, NH (US)

(73) Assignee: **Sturm, Ruger & Company, Inc.**, Southport, CT (US)

(**) Term: **14 Years**

(21) Appl. No.: **29/156,741**

(22) Filed: **Mar. 6, 2002**

(51) **LOC (7) Cl.** **22-01**

(52) **U.S. Cl.** **D22/108**

(58) **Field of Search** D22/100, 101, D22/102, 103, 104, 105, 108, 199; 42/71.01, 71.02, 72, 73, 74, 96, 104; 89/139; 428/352, 919, 195, 542

(56) **References Cited**

U.S. PATENT DOCUMENTS

435,833	A	*	9/1890	Hockett	42/71.01
779,461	A	*	1/1905	Benton	42/74
1,367,996	A	*	2/1921	Sussman	42/74
1,703,464	A	*	2/1929	Wilshire	42/74
1,785,977	A	*	12/1930	Pruyn	42/74
2,432,519	A	*	12/1947	Garand	42/71.01
D300,057	S		2/1989	Ruger et al.		
D304,223	S		10/1989	Ruger et al.		

OTHER PUBLICATIONS

Copy of catalog (undated) of Merkel Shotguns of Trussville, Alabama prior art.

Copy of catalog (undated) of Merkel Shotguns of Trussville, Alabama prior art.

Copy of catalog (undated) of SKB Shotguns of Omaha, Nebraska prior art.

Copy of 2000 catalog of Merkel Shotguns of Trussville, Alabama.

* cited by examiner

Primary Examiner—Louis S. Zarfaz

Assistant Examiner—Monica A. Weingart

(74) *Attorney, Agent, or Firm*—Pennie & Edmonds LL

(57) **CLAIM**

The ornamental design for a checkered pattern on a gun stock, as shown and described.

DESCRIPTION

FIG. 1 is an environmental perspective view of a checkered pattern on a gun stock according to the present invention with other parts of the gun shown in dashed lines and therefore not forming part of the claimed design;

FIG. 2 is a left side, close-up view of the checkered pattern on a gun stock while the gun is pointing to the left, with the right side close-up view being a mirror image thereof;

FIG. 3 is a top view thereof;

FIG. 4 is a bottom view thereof;

FIG. 5 is a front view thereof;

FIG. 6 is a left side view of a second embodiment of the checkered pattern on a gun stock shown in FIG. 2, the only difference being the angle at which the checkered pattern on a gun stock lines cross each other; and,

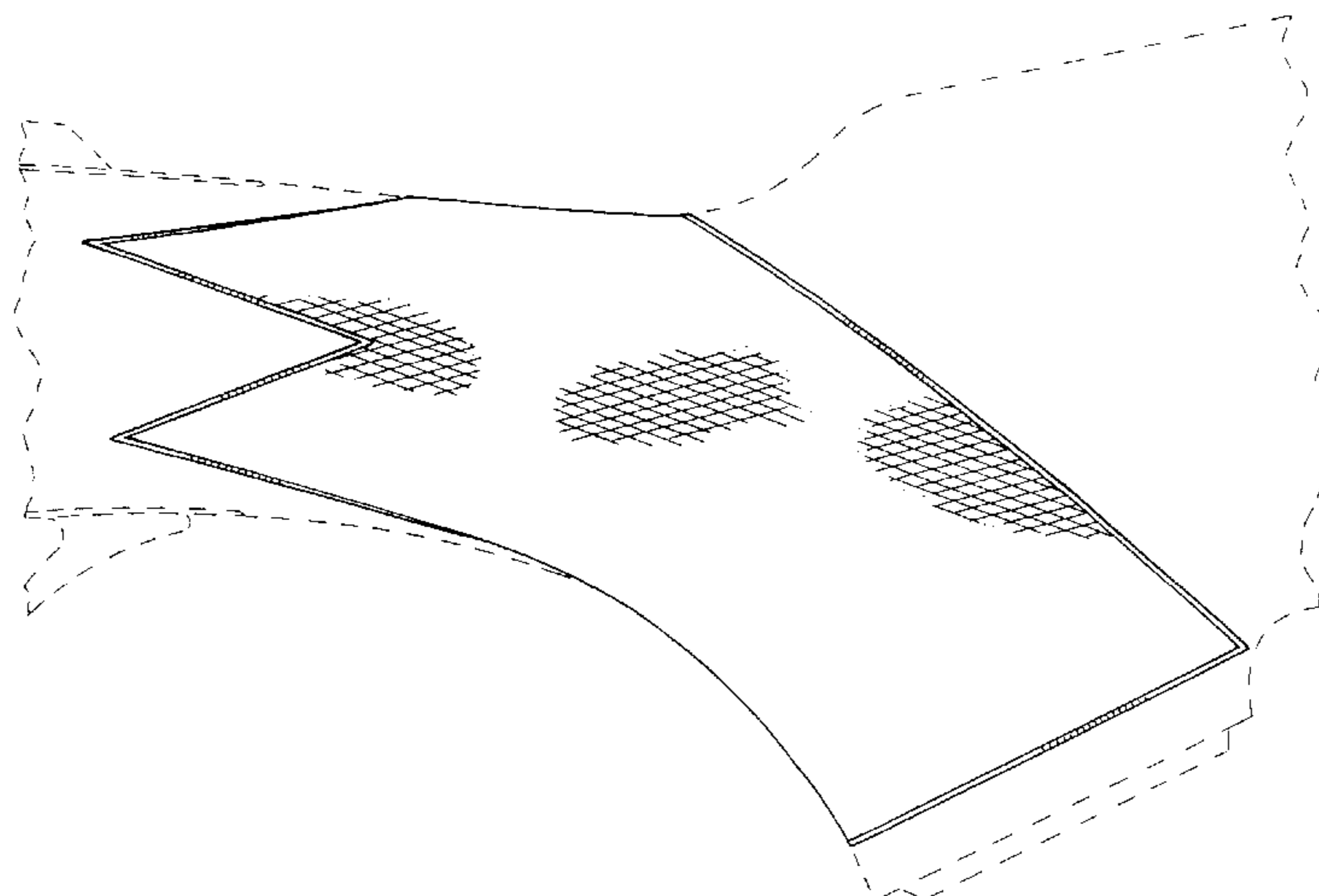
FIG. 7 is a left side view of a third embodiment of the checkered pattern on a gun stock shown in FIG. 2, the only difference being the angle at which the checkered pattern on a gun stock lines cross each other.

All broken lines in the above figures are for illustrative purposes only and form no part of the claimed design.

The checkered pattern on a gun stock shown within the claimed boundary on the stock repeats continuously within the entire boundary.

FIGS. 6 and 7 illustrate a second and third embodiment of the checkered pattern on a gun stock respectively. The claimed boundaries for the checkered pattern a gun stock patterns of these embodiments are exactly the same as the claimed boundaries shown for the first embodiment of FIGS. 1–5. The only difference in the different embodiment is the angle at which the checkered pattern on a gun stock lines cross each other.

1 Claim, 7 Drawing Sheets



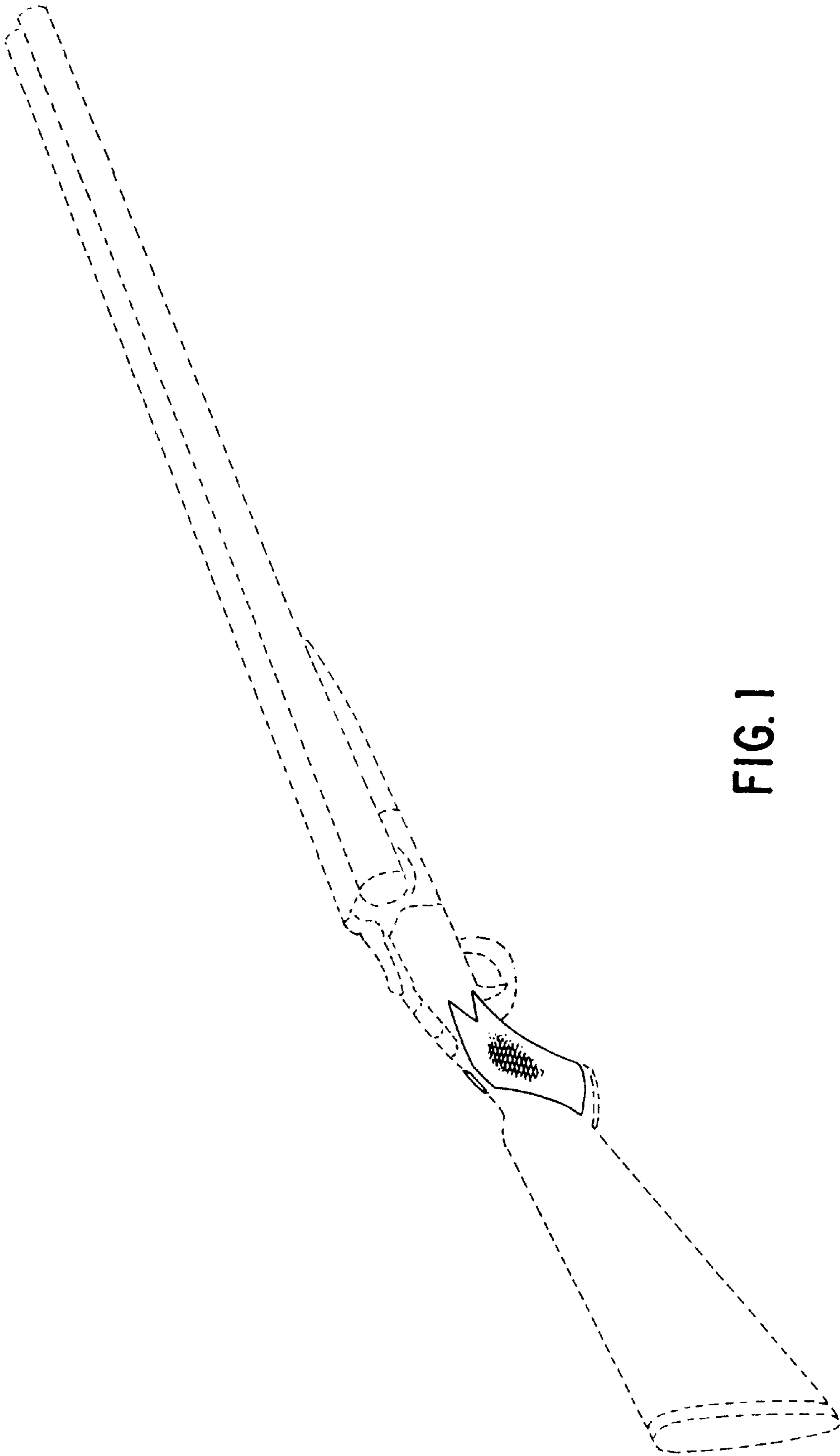


FIG. 1

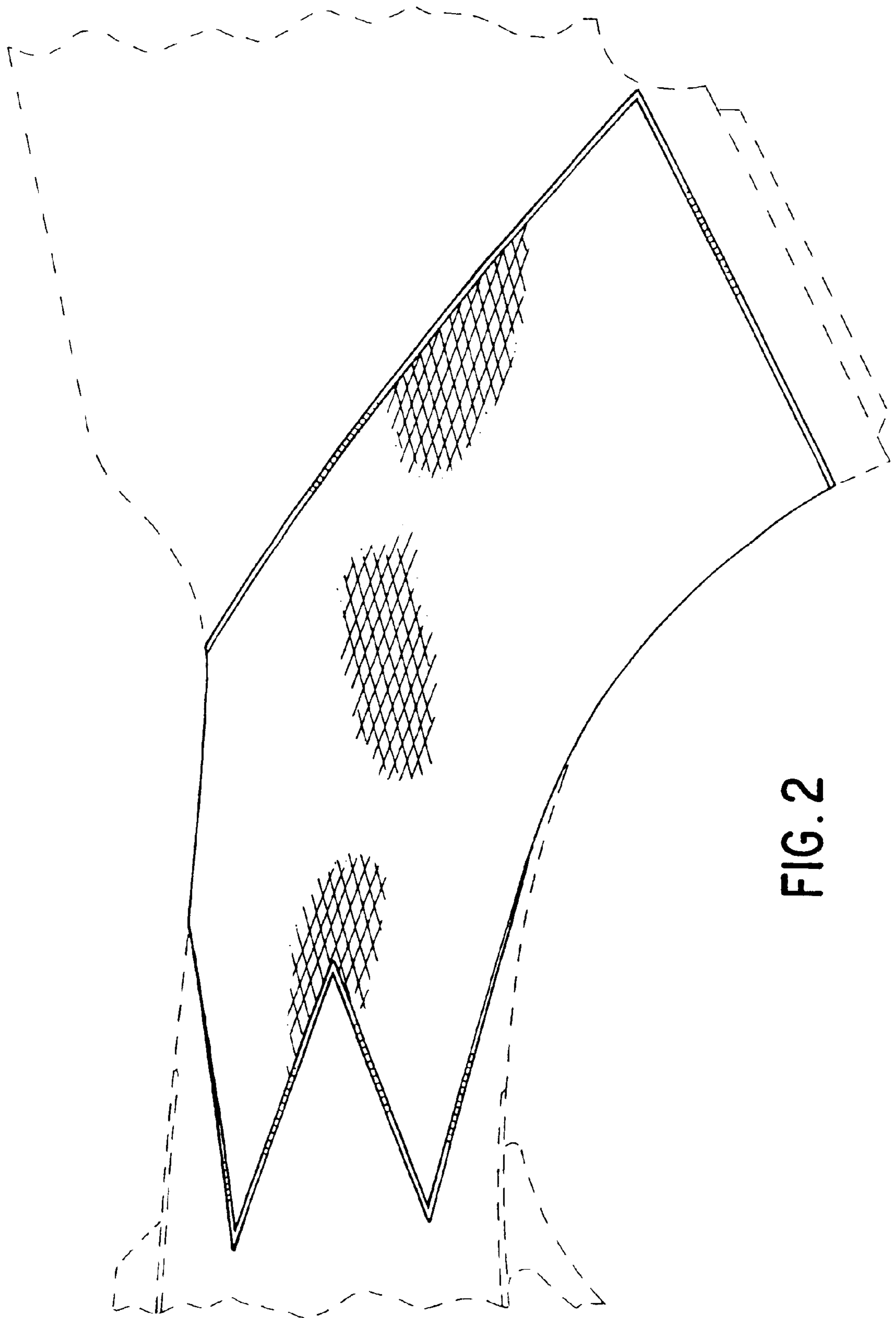


FIG. 2

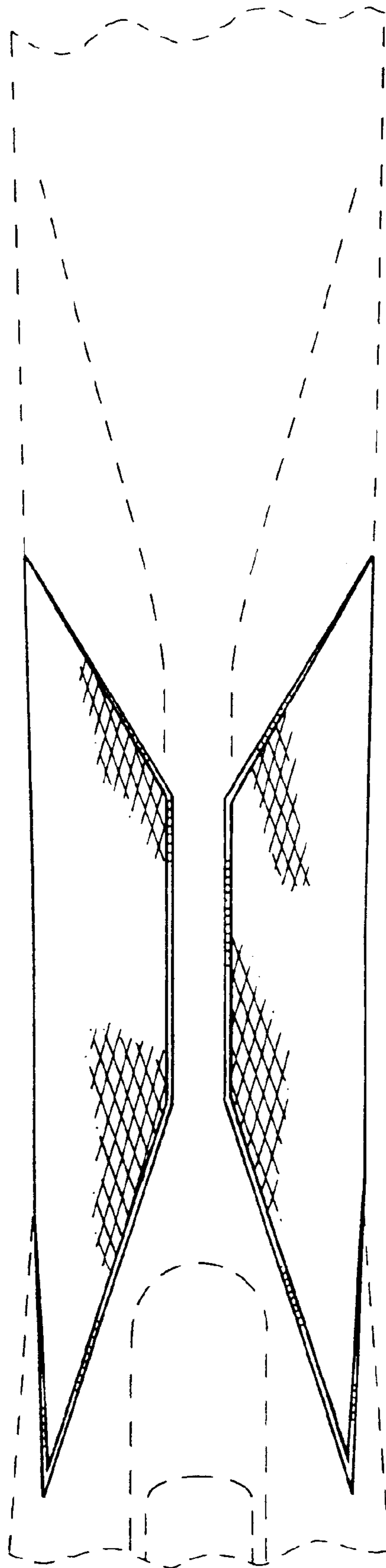


FIG. 3

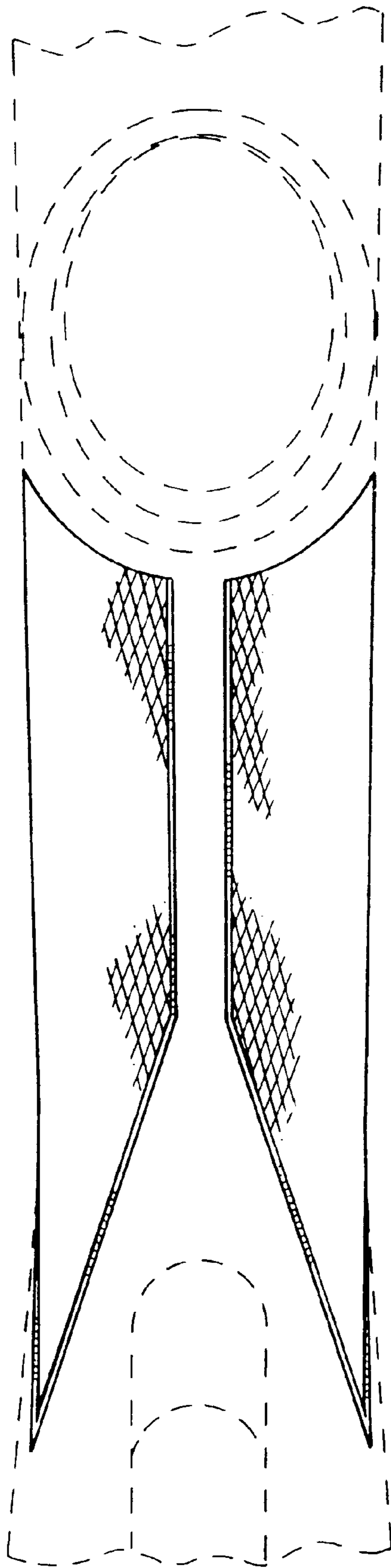


FIG. 4

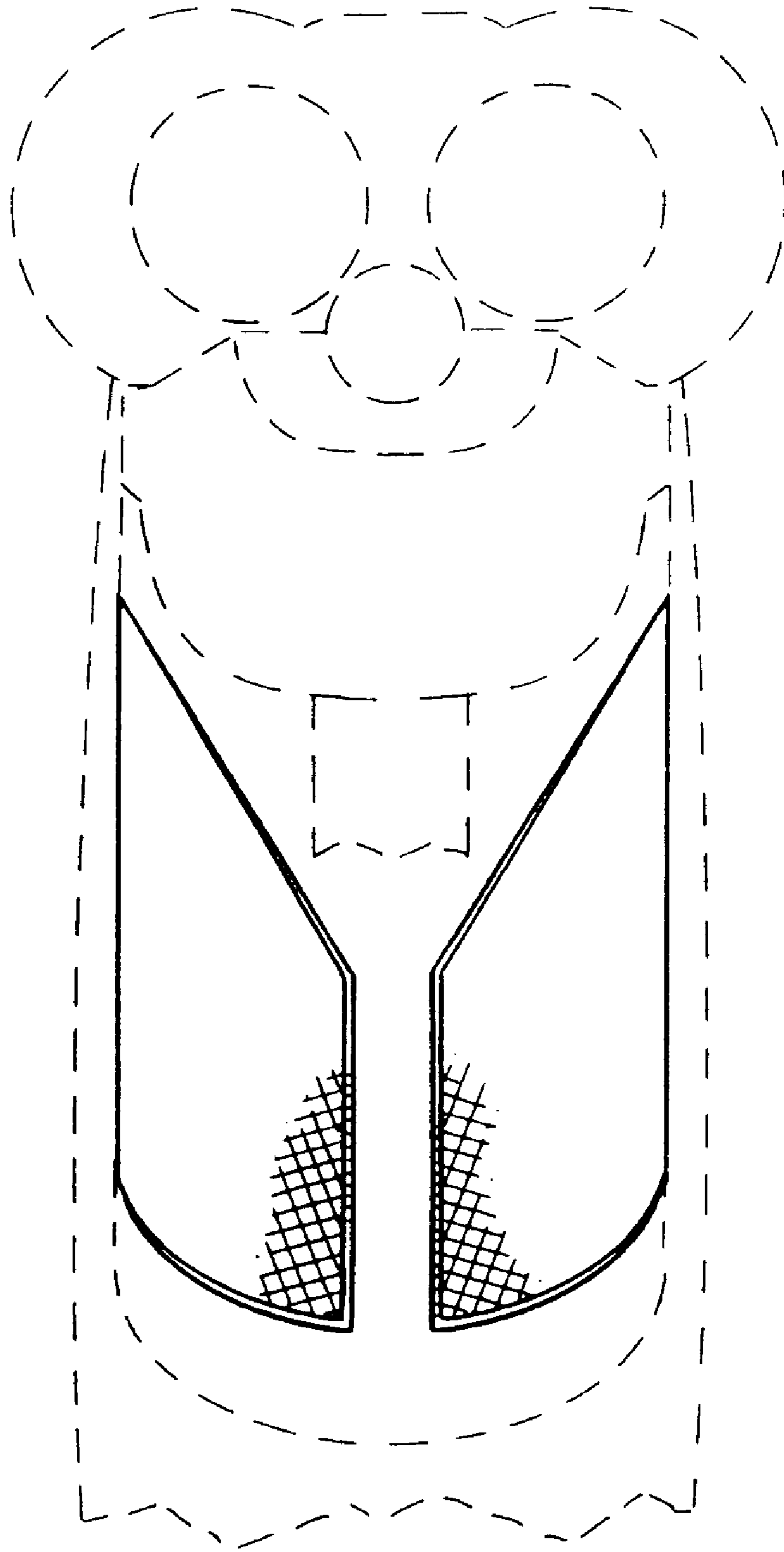


FIG. 5

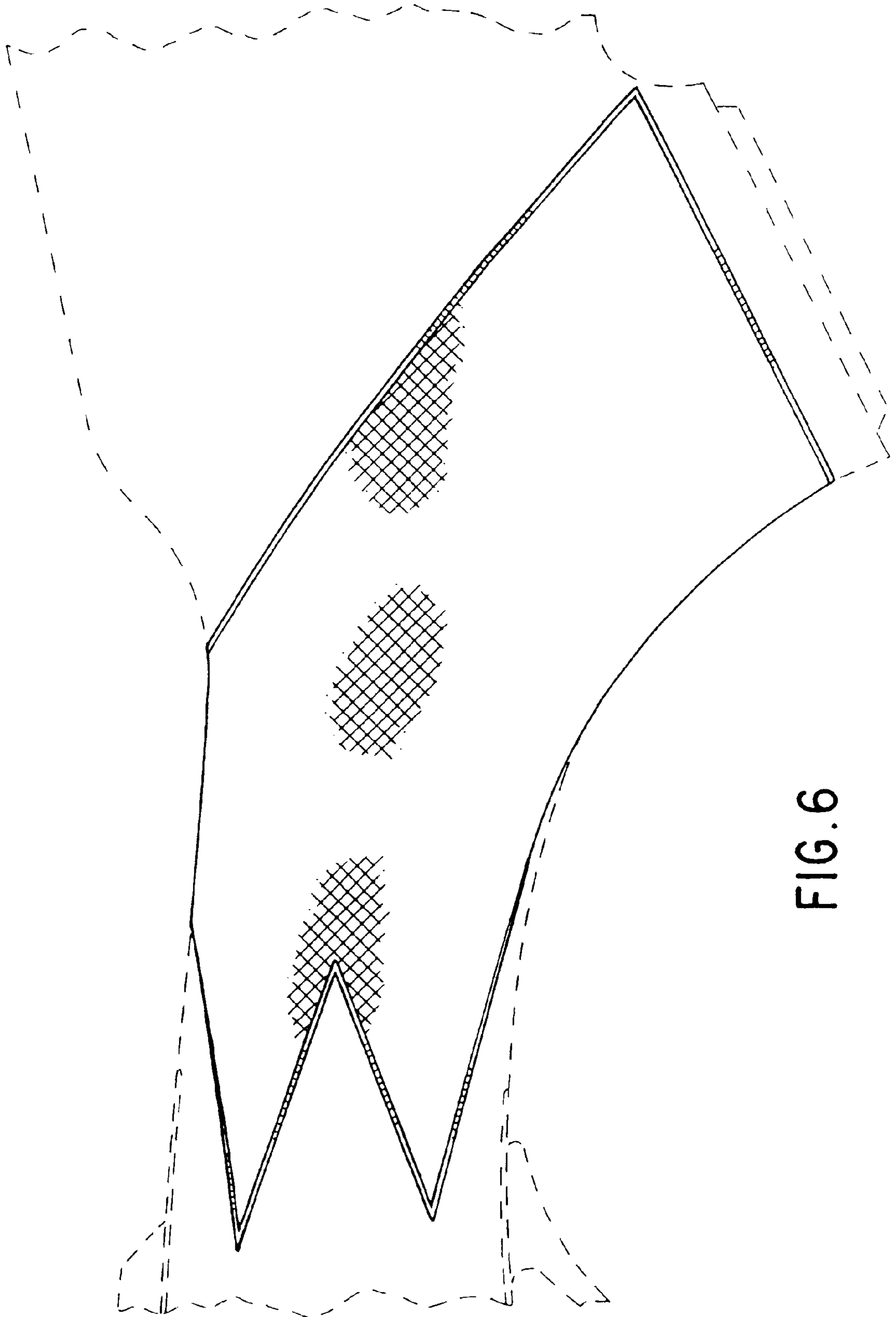


FIG. 6

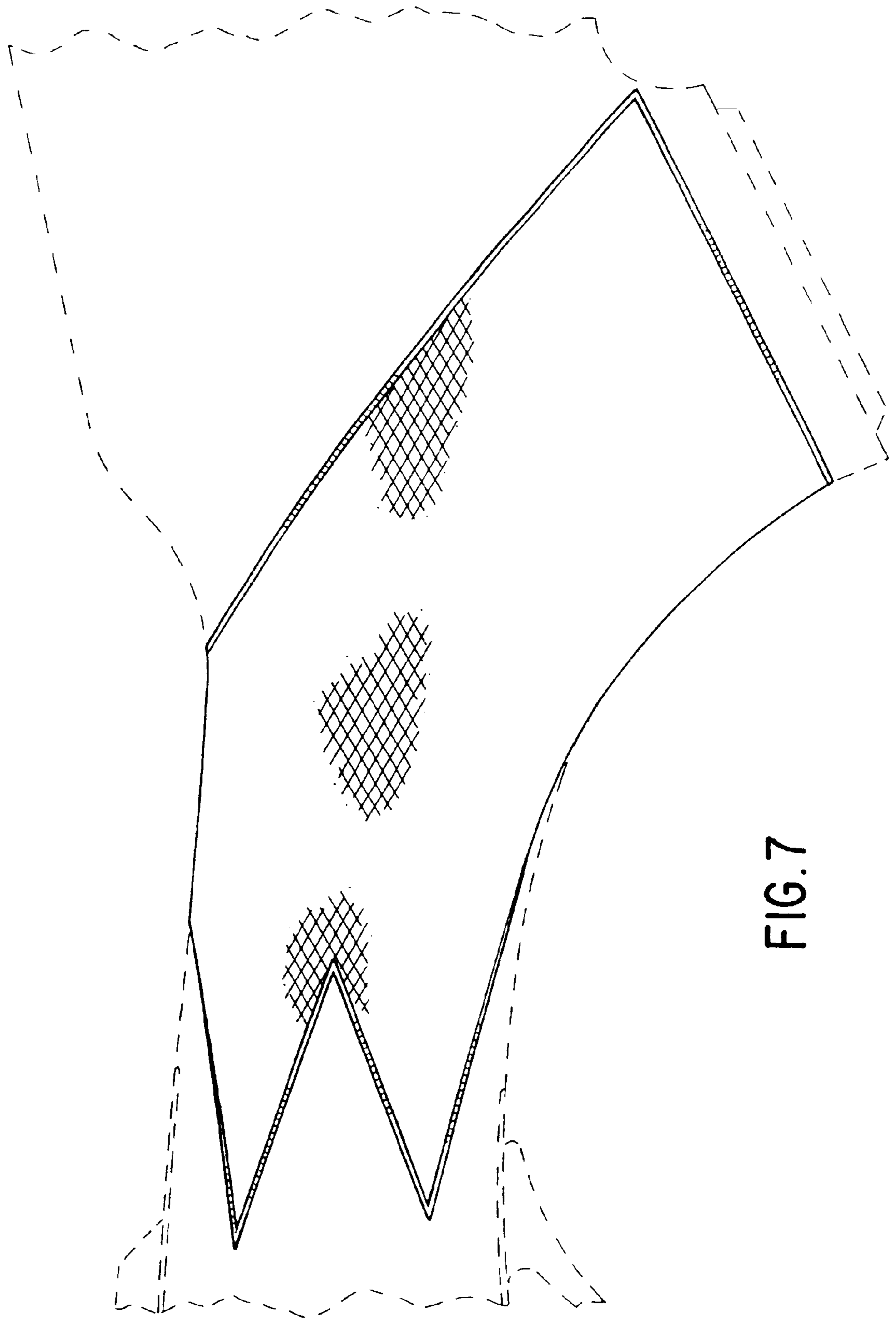


FIG. 7