



US00D476378S

(12) **United States Design Patent**  
**Derrick**

(10) **Patent No.:** **US D476,378 S**

(45) **Date of Patent:** **\*\* Jun. 24, 2003**

(54) **HAND-LAUNCHABLE FLYING OBJECT WITH SPINNABLE DISC AND BRAIDED TRAILING TAIL**

3,862,757 A \* 1/1975 Craig, II ..... 473/575  
D282,089 S \* 1/1986 Andersen ..... D21/443  
4,884,807 A \* 12/1989 Welch ..... 473/575  
D324,114 S \* 2/1992 Batrick et al. .... D21/444  
D401,288 S \* 11/1998 Dunipace ..... D21/443

(76) **Inventor:** **Frank L. Derrick**, 945 Ward Dr.,  
Space 151, Santa Barbara, CA (US)  
93111

\* cited by examiner

(\*\*) **Term:** **14 Years**

*Primary Examiner*—Ted Shooman

*Assistant Examiner*—C Tuttle

(21) **Appl. No.:** **29/147,143**

(74) *Attorney, Agent, or Firm*—Leo F. Costello

(22) **Filed:** **Aug. 21, 2001**

(57) **CLAIM**

(51) **LOC (7) Cl.** ..... **21-02**

The ornamental design for a hand-launchable flying object with spinnable disc and braided trailing tail, as shown and described.

(52) **U.S. Cl.** ..... **D21/443**

**DESCRIPTION**

(58) **Field of Search** ..... D21/436, 441,  
D21/443, 444, 445, 451, 465; 446/46-48,  
243; 473/588-590, 575, 576; 244/153 R;  
428/4, 6, 7, 9, 10, 28; 87/8, 13; D11/117,  
119, 121; D2/895; D6/581; D5/7, 18; D28/41,  
92, 93

FIG. 1 is a top plan view of a hand-launchable flying object with spinnable disc and braided trailing tail showing my new design; and,

FIG. 2 is a side view thereof.

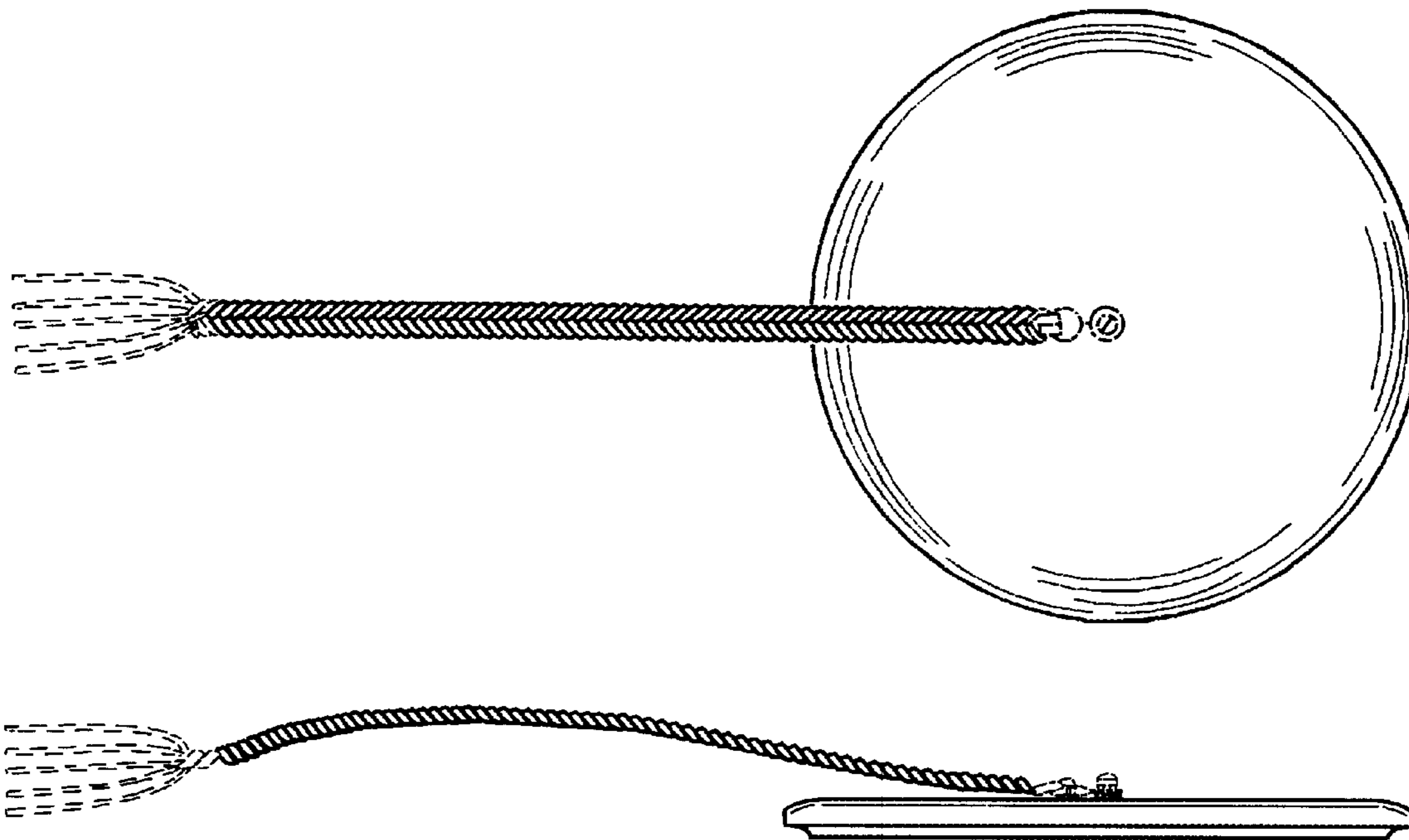
The portions shown in broken lines are for illustrative purposes only and forms no part of the claimed design.

(56) **References Cited**

**U.S. PATENT DOCUMENTS**

1,081,037 A \* 12/1913 Hackh ..... 473/589

**1 Claim, 1 Drawing Sheet**



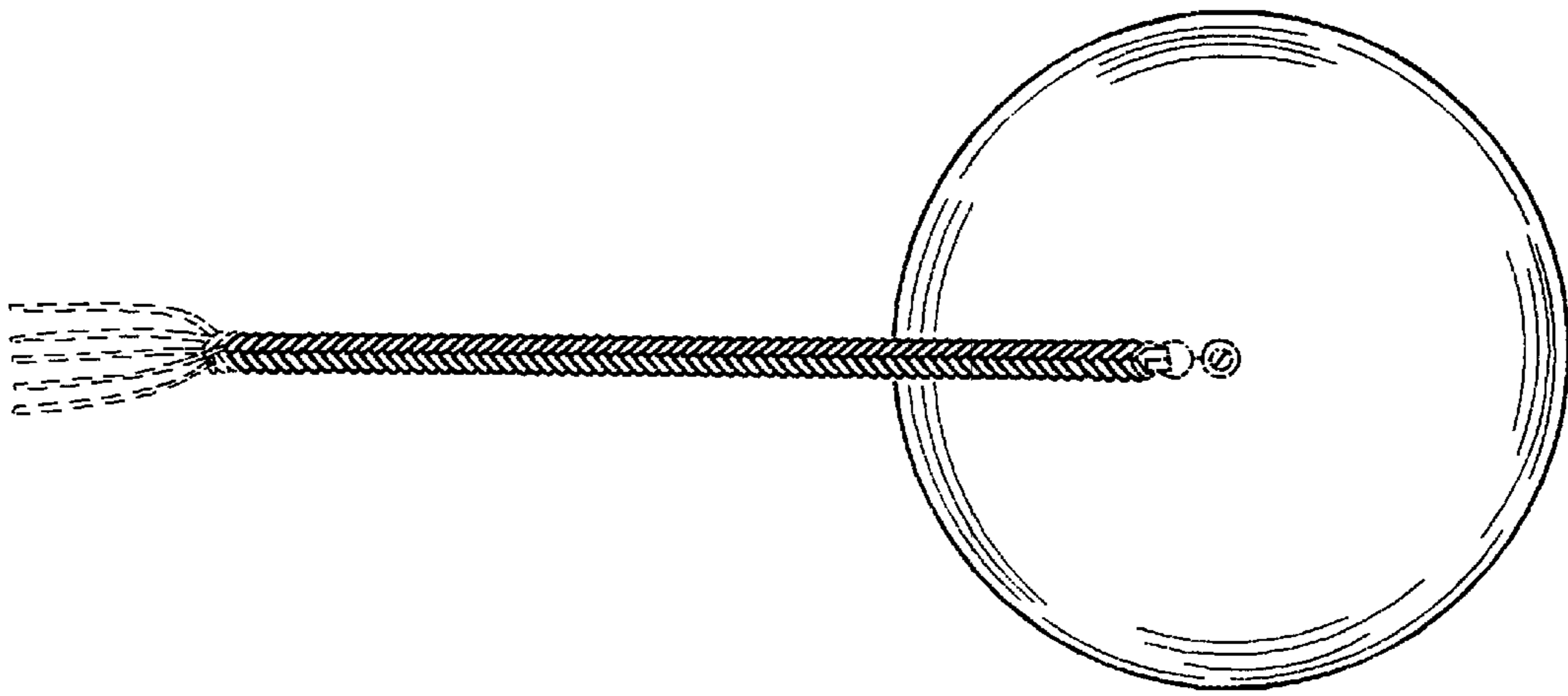


Fig.1

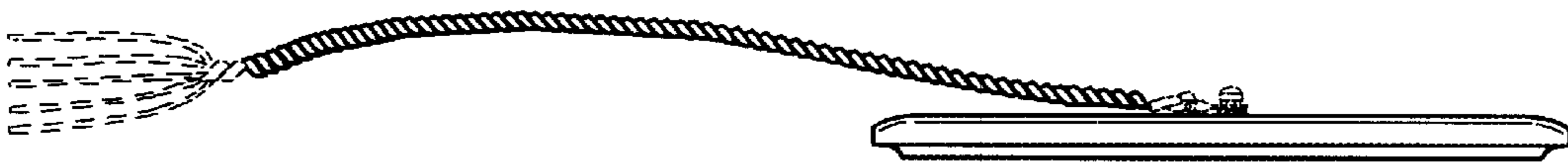


Fig.2