



US00D476362S

(12) **United States Design Patent**
Whitehorn

(10) **Patent No.:** **US D476,362 S**

(45) **Date of Patent:** **** Jun. 24, 2003**

(54) **MULTIPOINT MARKER**

(75) Inventor: **William P. Whitehorn**, Yardley, PA
(US)

(73) Assignee: **Rose Art Industries, Inc.**, Livingston,
NJ (US)

(**) Term: **14 Years**

(21) Appl. No.: **29/168,860**

(22) Filed: **Oct. 10, 2002**

(51) **LOC (7) Cl.** **19-06**

(52) **U.S. Cl.** **D19/36; D19/43; D19/56**

(58) **Field of Search** D19/35, 36, 41-51,
D19/53-58, 81-85; 401/6, 7, 88, 29, 34,
35, 52, 131, 195, 198, 202, 213, 243-247,
262; 15/424-435

(56) **References Cited**

U.S. PATENT DOCUMENTS

2,032,983 A *	3/1936	Hackney	401/35 X
D254,677 S	4/1980	Burrows		
D306,315 S *	2/1990	Shintani	D19/36
5,033,895 A *	7/1991	Aida	401/131
D325,931 S	5/1992	Sekiguchi		

D329,253 S	9/1992	Sekiguchi		
D331,070 S	11/1992	Hu Huang		
5,388,924 A *	2/1995	Chao	401/35
D389,515 S *	1/1998	Swieten	D19/36
D399,253 S *	10/1998	Raymond	D19/36
6,491,464 B1 *	12/2002	Young	401/35

* cited by examiner

Primary Examiner—Martie K. Holtje
(74) *Attorney, Agent, or Firm*—McCarter & English, LLP;
Allen N. Friedman; Christine Johnson

(57) **CLAIM**

I claim the ornamental design for a multipoint marker, as shown and described.

DESCRIPTION

FIG. 1 is a perspective view of a multipoint marker in an exploded condition;
FIG. 2 is a perspective view with the cap member in place;
FIG. 3 is a front elevational view of FIG. 2;
FIG. 4 is a rear elevational view of FIG. 2;
FIG. 5 is a left side elevational view of FIG. 2;
FIG. 6 is a top plan view of FIG. 2; and,
FIG. 7 is a bottom plan view of FIG. 2.

1 Claim, 3 Drawing Sheets

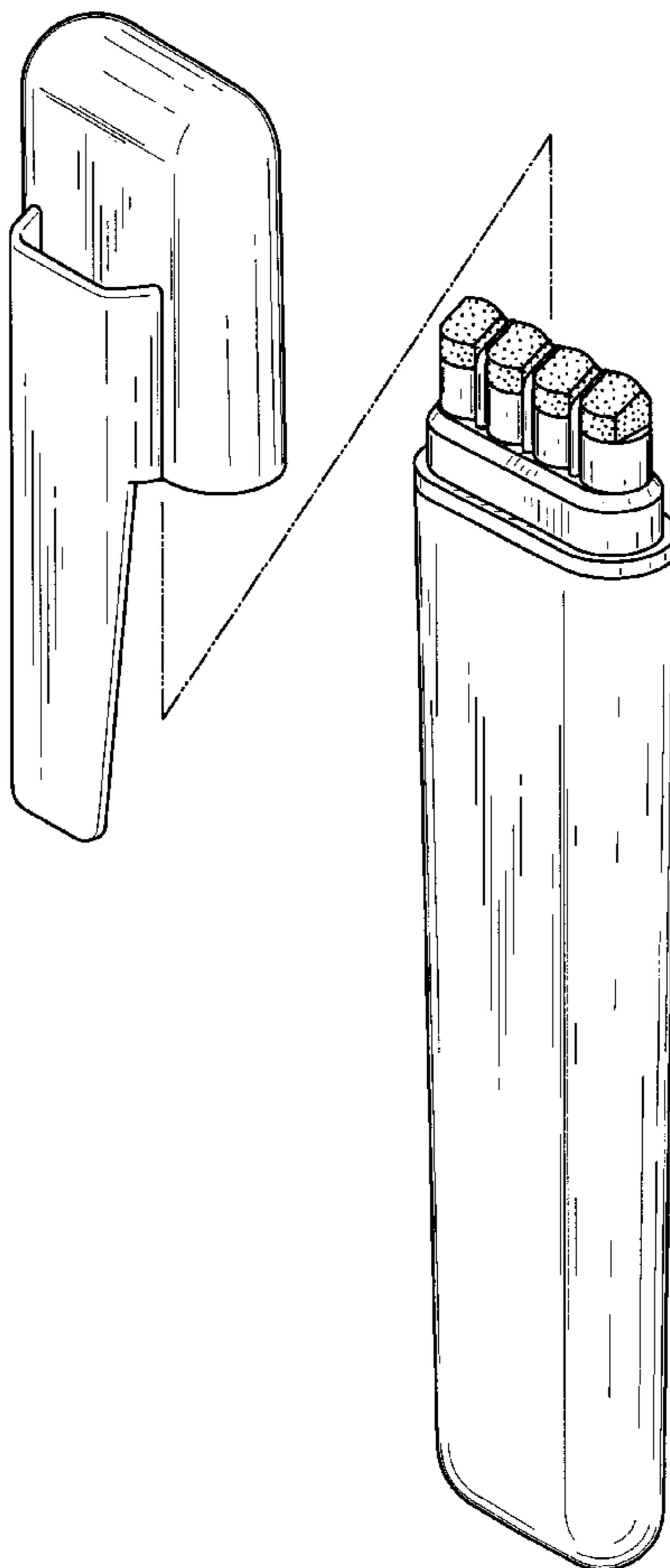


FIG. 1

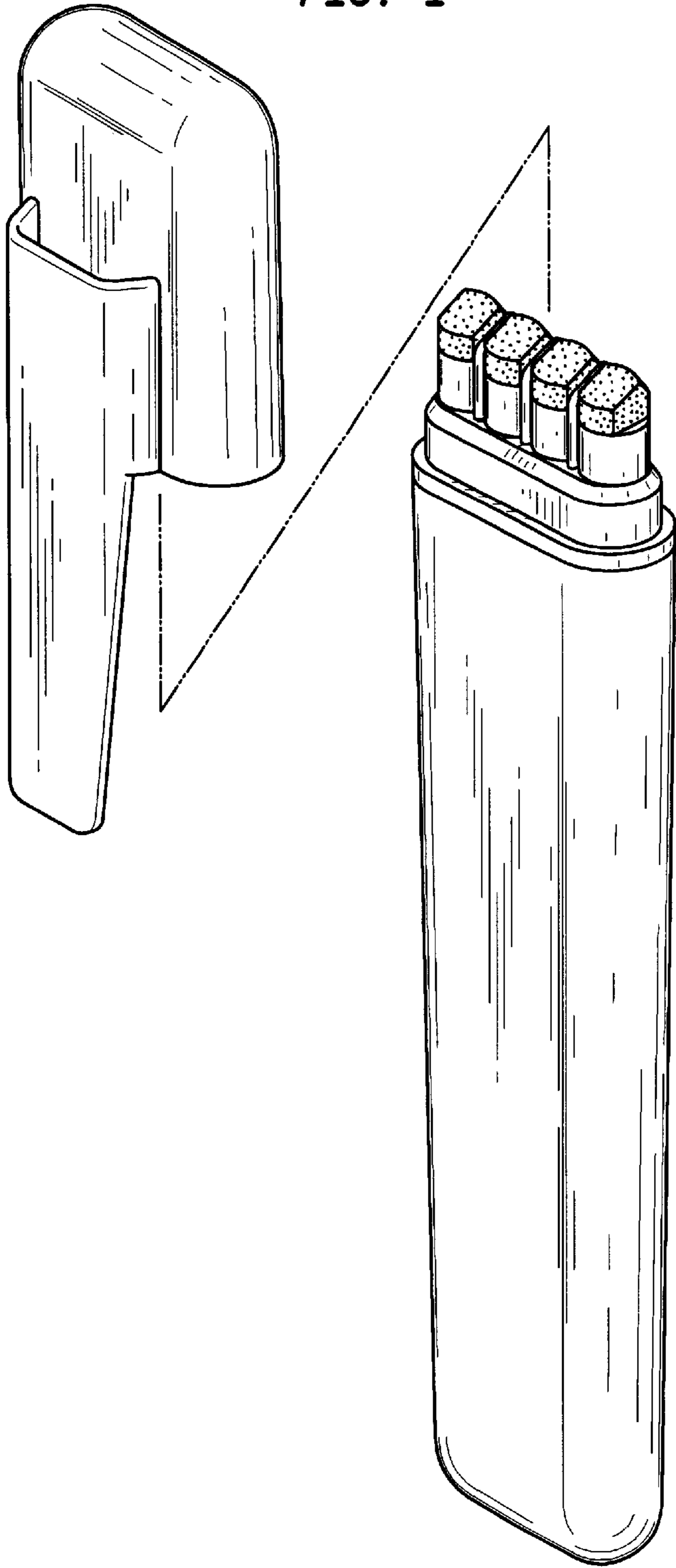


FIG. 2

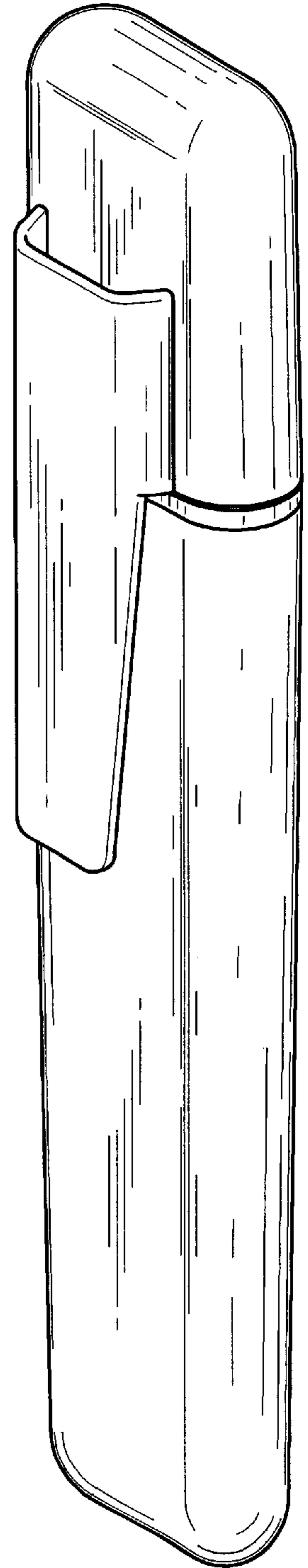


FIG. 3

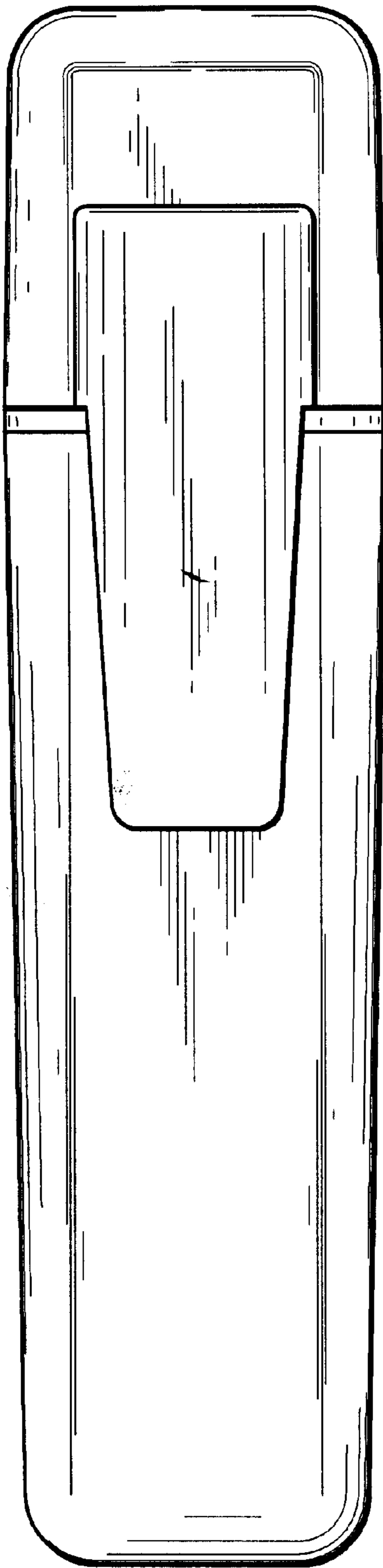


FIG. 4

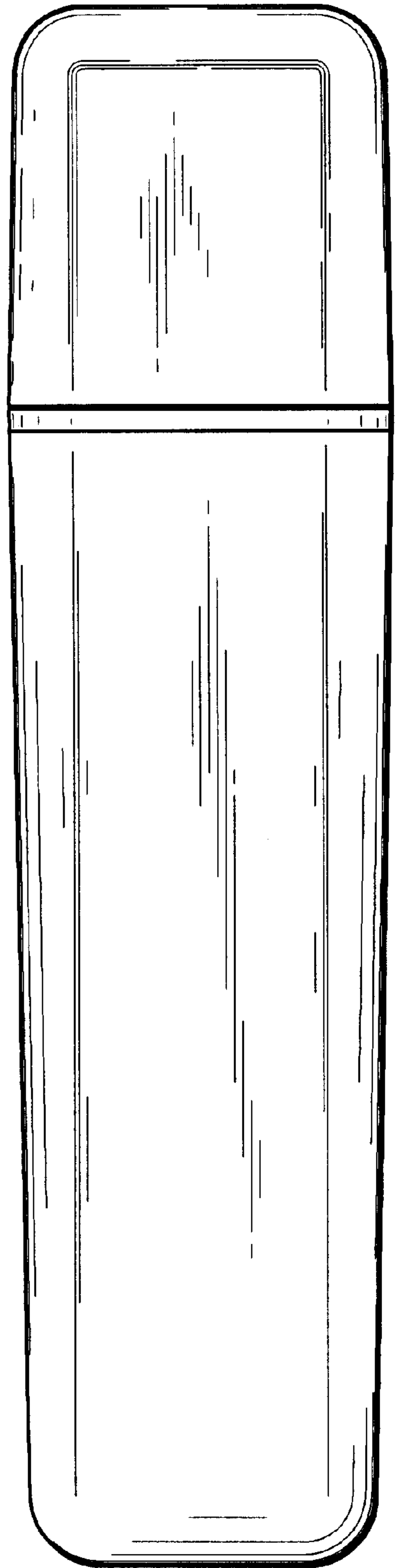


FIG. 5



FIG. 6

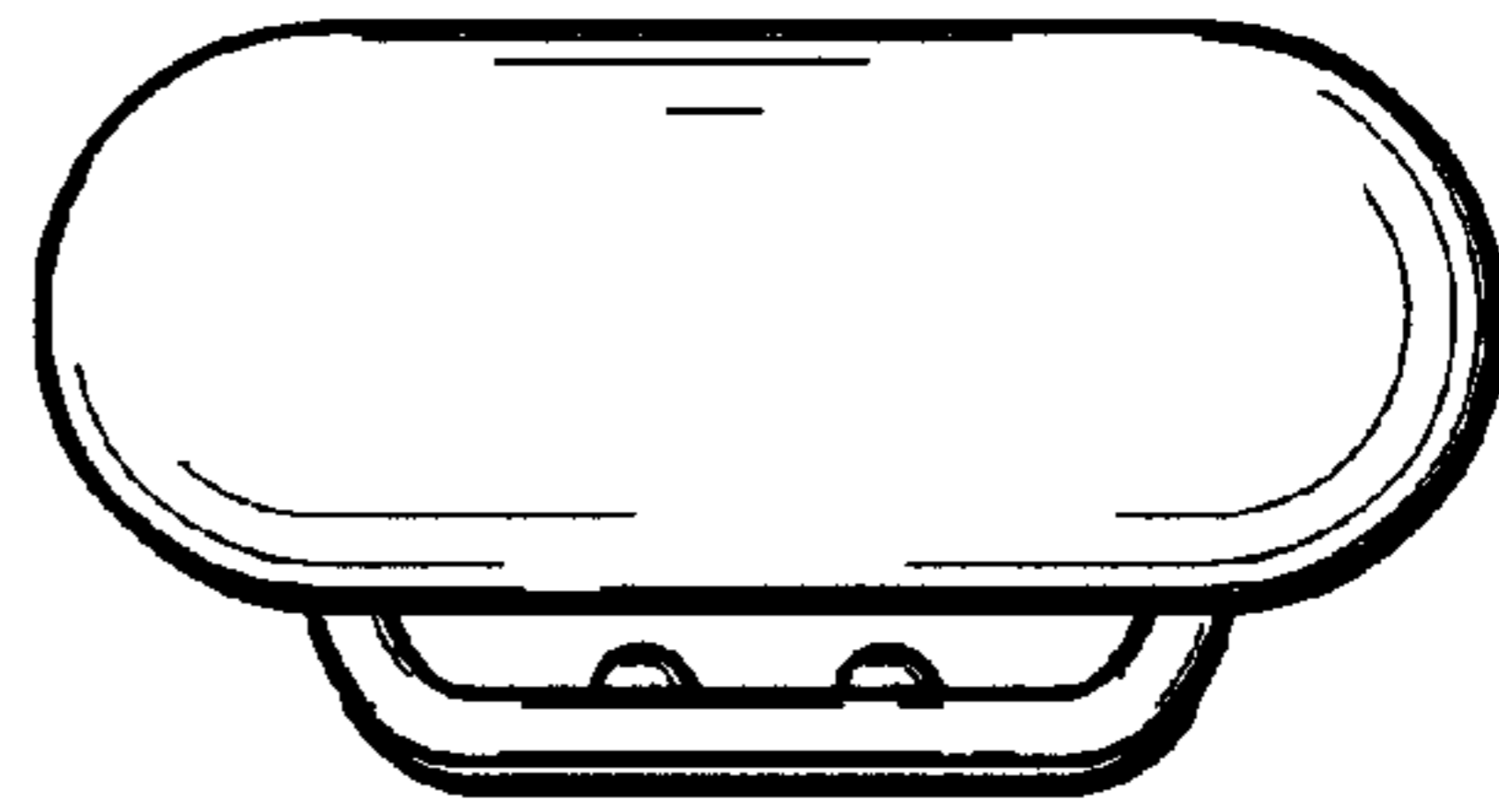


FIG. 7

