



US00D476329S

(12) **United States Design Patent**
Miao et al.

(10) **Patent No.:** **US D476,329 S**

(45) **Date of Patent:** **** Jun. 24, 2003**

(54) **PERSONAL DIGITAL ASSISTANT**

(75) Inventors: **Chang-Ta Miao**, Taipei (TW);
Gwo-Chyuan Chen, Taipei (TW)

(73) Assignee: **Quanta Computer Inc.**, Tao Yuan
Shien (TW)

(**) Term: **14 Years**

(21) Appl. No.: **29/165,290**

(22) Filed: **Aug. 6, 2002**

(51) **LOC (7) Cl.** **14-02**

(52) **U.S. Cl.** **D14/346**

(58) **Field of Search** D14/341-346;
D18/1, 2, 6, 7; 235/145 A, 145 R; 341/22,
23; 345/156, 168, 169, 172, 173; 349/12;
361/680-686

(56) **References Cited**

U.S. PATENT DOCUMENTS

D397,679 S * 9/1998 Hawkins et al. D14/342

D423,468 S * 4/2000 Jenkins D14/342

D442,173 S * 5/2001 Wang et al. D14/342

D442,583 S * 5/2001 Ohta et al. D14/346

D456,805 S * 5/2002 Ono et al. D14/342

* cited by examiner

Primary Examiner—Freda Nunn


(57) **CLAIM**

The ornamental design for a personal digital assistant, as shown and described.

DESCRIPTION

FIG. 1 is a perspective view, as viewed from the front, of a personal digital assistant showing my new design; FIG. 2 is a front elevational view thereof; FIG. 3 is a left side elevational view thereof; FIG. 4 is a right side elevational view thereof; FIG. 5 is a top plan view thereof; FIG. 6 is a bottom plan view thereof; and, FIG. 7 is a rear elevational view thereof.

1 Claim, 7 Drawing Sheets



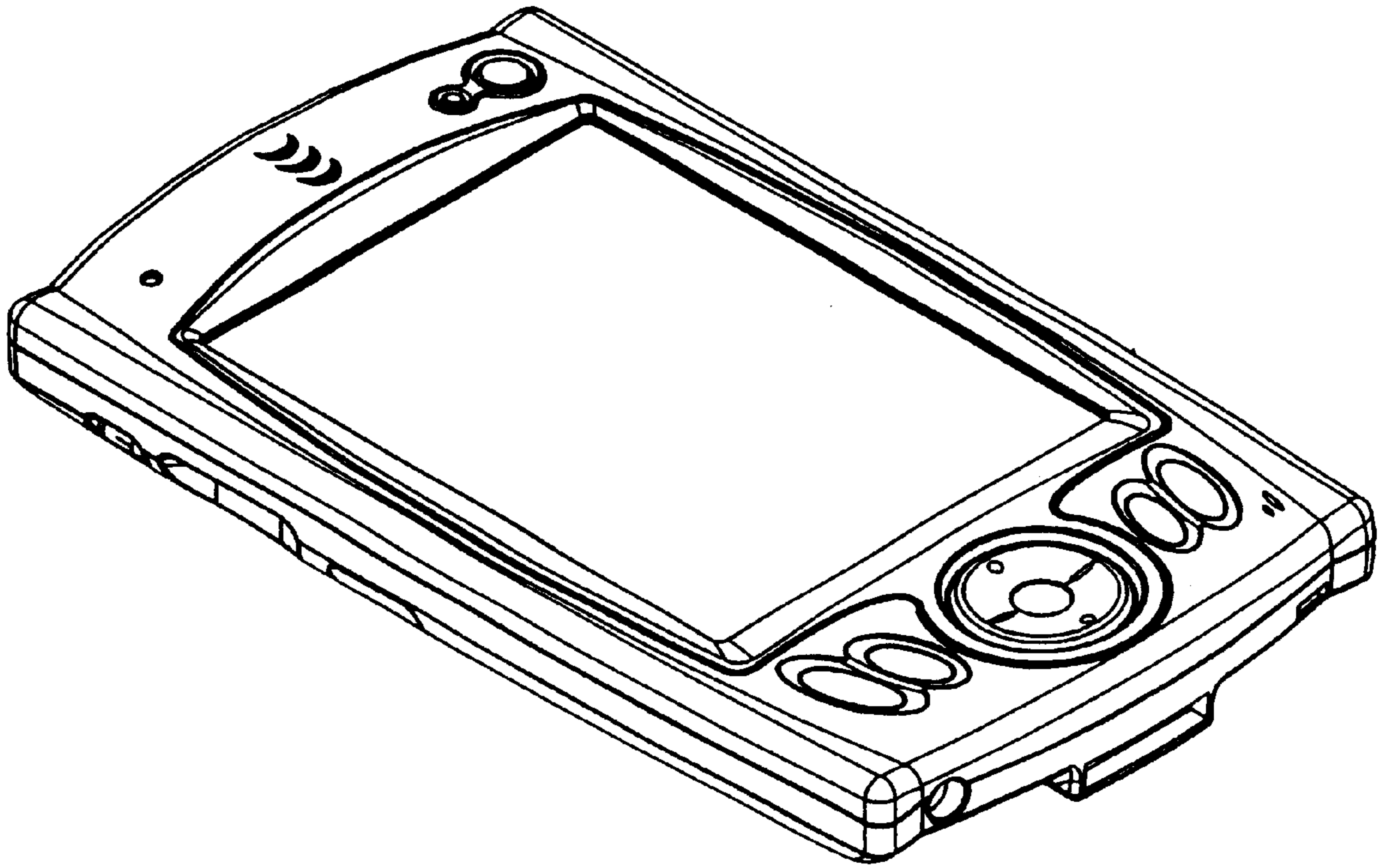


FIG. 1




FIG. 2

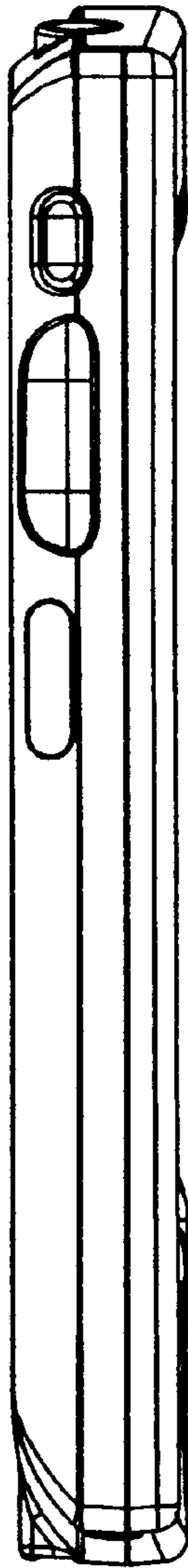


FIG. 3




FIG. 4




FIG. 5




FIG. 6




FIG. 7