



US00D476320S

(12) **United States Design Patent** (10) **Patent No.:** **US D476,320 S**  
**Arbisi et al.** (45) **Date of Patent:** **\*\* Jun. 24, 2003**

(54) **KEY BUTTONS FOR A HANDSET**  
(75) Inventors: **Thomas Arbisi**, Newbury Park, CA (US); **Todd Wood**, Los Angeles, CA (US)  
(73) Assignee: **Nokia Corporation**, Espoo (FI)  
(\*\*) Term: **14 Years**  
(21) Appl. No.: **29/162,437**  
(22) Filed: **Jun. 14, 2002**  
(51) **LOC (7) Cl.** ..... **14-03**  
(52) **U.S. Cl.** ..... **D14/247**  
(58) **Field of Search** ..... D14/137, 217, D14/138, 218, 147-148, 247-249, 144, 455, 456, 341-347, 338-340, 426, 387, 396, 329, 398, 429, 453, 194, 391, 399, 400, 401, 257, 258, 265, 191; 379/433.01-433.13, 434, 419, 420.01-420.04, 428.01-428.02, 440, 368-370, 364; 455/550-575, 90; D13/168, 171, 174; D18/2, 7, 12.2, 12.3; D21/331, 333, 517

D410,000 S \* 5/1999 Nuovo ..... D14/138  
D413,896 S \* 9/1999 Frye et al. .... D14/247  
D426,531 S \* 6/2000 Chikaraishi et al. .... D14/138  
D427,171 S \* 6/2000 Frye et al. .... D14/138  
D439,573 S \* 3/2001 DeLeon ..... D14/138  
D440,951 S \* 4/2001 Kolinen ..... D14/138  
D443,600 S \* 6/2001 Ogawa ..... D14/138  
D448,355 S \* 9/2001 Higashi et al. .... D14/138  
D449,597 S \* 10/2001 Tan et al. .... D14/248  
D451,093 S \* 11/2001 Tan et al. .... D14/248  
D451,502 S \* 12/2001 Vuolteenaho et al. .... D14/247  
D454,865 S \* 3/2002 Langford et al. .... D14/247  
D455,134 S \* 4/2002 Kolinen ..... D14/138  
D455,726 S \* 4/2002 Kolinen ..... D14/138  
D457,520 S \* 5/2002 Laverick et al. .... D14/247  
D457,878 S \* 5/2002 Higashi ..... D14/247  
D459,326 S \* 6/2002 Nagai et al. .... D14/138  
D459,332 S \* 6/2002 Peiker ..... D14/147  
D461,174 S \* 8/2002 Ruohonen ..... D14/138  
D464,940 S \* 10/2002 Jung ..... D14/138

\* cited by examiner

*Primary Examiner*—Jeffrey Asch  
(74) *Attorney, Agent, or Firm*—Banner & Witcoff, Ltd.

(57) **CLAIM**

We claim the ornamental design for the key buttons for a handset, as shown and described.

**DESCRIPTION**

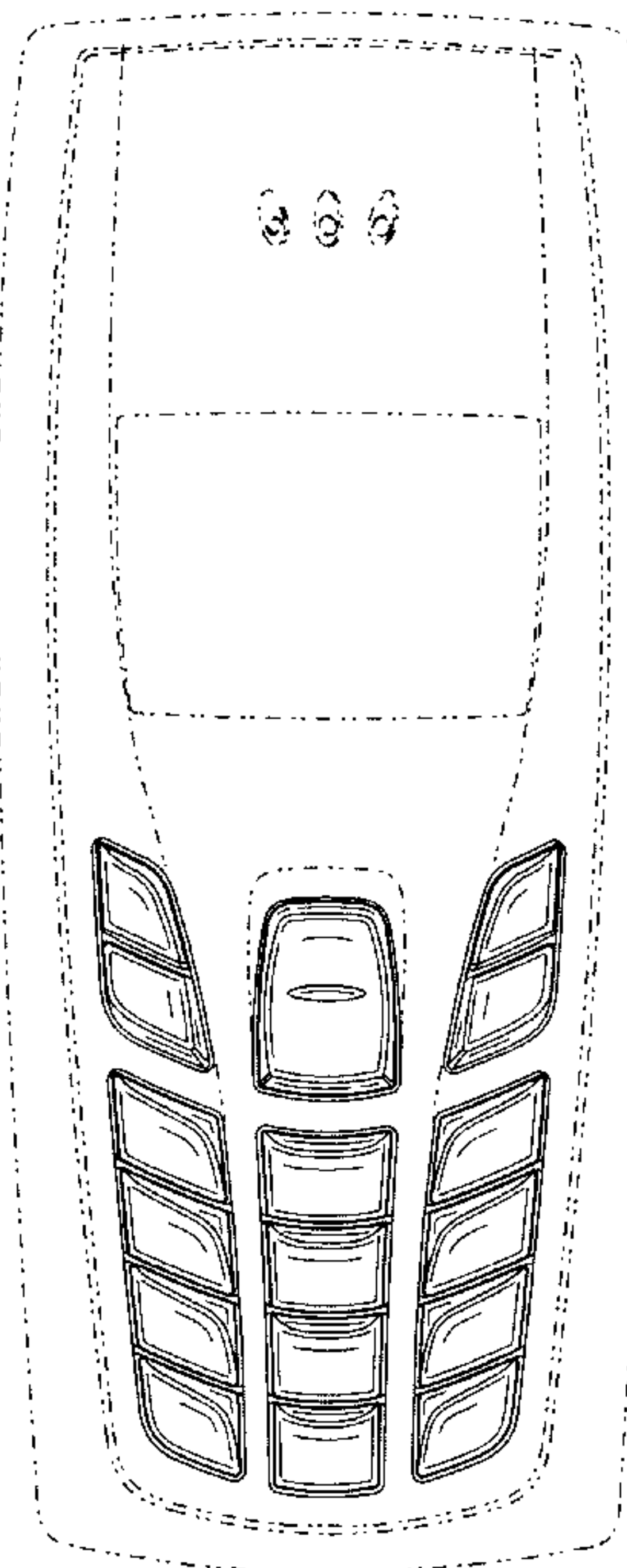
FIG. 1 is a front view of the key buttons for a handset; and, FIG. 2 is a perspective front view thereof. The broken line showing of environment in the figures is for illustrative purposes only and forms no part of the claimed design.

**1 Claim, 2 Drawing Sheets**

(56) **References Cited**

**U.S. PATENT DOCUMENTS**

D303,384 S \* 9/1989 Sutoh ..... D14/138  
D339,336 S \* 9/1993 Taylor ..... D14/138  
D348,666 S \* 7/1994 Taylor et al. .... D14/138  
D362,249 S \* 9/1995 Burstedt et al. .... D14/138  
D395,431 S \* 6/1998 Harris et al. .... D14/138  
D407,399 S \* 3/1999 Frye et al. .... D14/138  
D407,720 S \* 4/1999 Nagano et al. .... D14/138  
D408,397 S \* 4/1999 Renard ..... D14/138  
D408,813 S \* 4/1999 Prior ..... D14/138



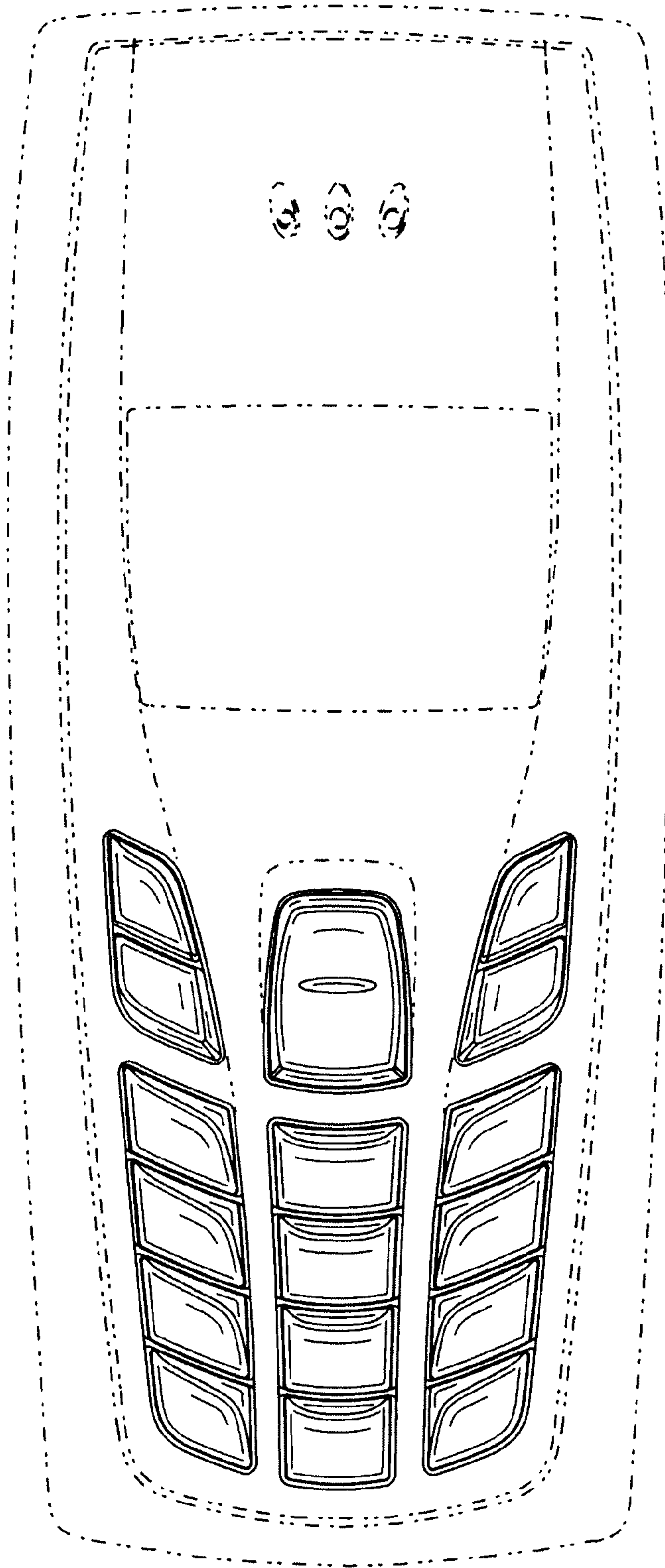


FIG. 1

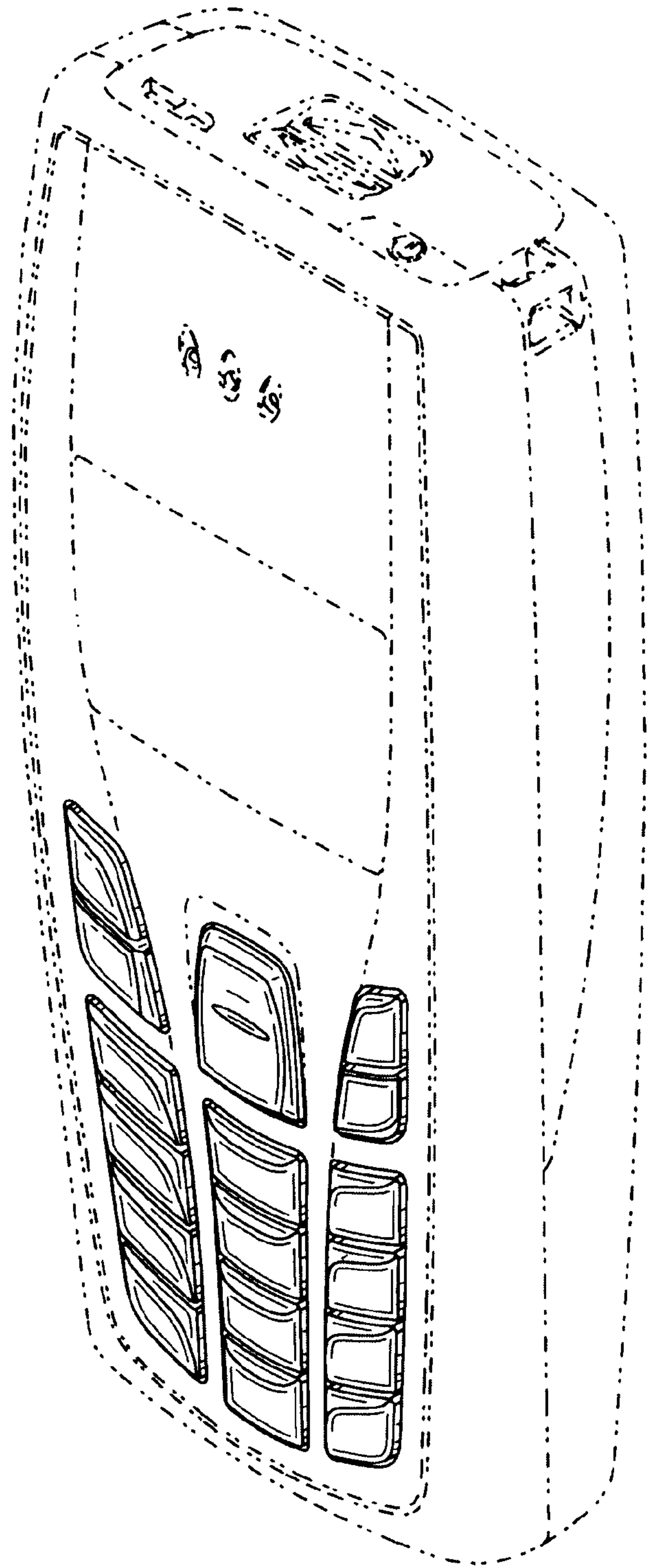


FIG. 2