



US00D476317S

(12) **United States Design Patent**
Lehtonen

(10) **Patent No.:** **US D476,317 S**

(45) **Date of Patent:** **** Jun. 24, 2003**

(54) **FUNCTION KEY AND KEY MATRIX AREA FOR A HANDSET**

(75) Inventor: **Jarmo Lehtonen, Littoinen (FI)**

(73) Assignee: **Nokia Corporation, Espoo (FI)**

(**) Term: **14 Years**

(21) Appl. No.: **29/158,454**

(22) Filed: **Apr. 5, 2002**

(30) **Foreign Application Priority Data**

Oct. 5, 2001 (GB) 2105373

(51) **LOC (7) Cl.** **14-03**

(52) **U.S. Cl.** **D14/247**

(58) **Field of Search** D14/137, 217, D14/138, 218, 147-148, 247-249, 144, 455, 456, 341-347, 338-340, 399, 426, 387, 396, 392, 398, 429, 453, 194, 391, 400, 401, 257, 258, 265, 191; 379/433.01-433.13, 434, 419, 420.01-420.04, 428.01-428.02, 440, 368-370, 364; 455/550-575, 90; D13/168, 171, 174; D18/2, 7, 12.2, 12.3; D21/331, 333, 517

(56) **References Cited**

U.S. PATENT DOCUMENTS

- D395,431 S * 6/1998 Harris et al. D14/138
- D407,399 S 3/1999 Frye et al.
- D410,000 S * 5/1999 Nuovo D14/138
- D412,704 S * 8/1999 Vuolteenaho et al. D14/138
- D413,896 S * 9/1999 Frye et al. D14/247
- 6,084,962 A * 7/2000 Plenge 379/433
- D428,879 S * 8/2000 Frye et al. D14/247
- D435,027 S * 12/2000 Wolf et al. D14/138
- D440,951 S * 4/2001 Kolinen D14/138

- D446,197 S * 8/2001 Lee D14/138
- D447,127 S * 8/2001 Lee D14/138
- D448,355 S * 9/2001 Higashi et al. D14/138
- D454,850 S * 3/2002 Salmi et al. D14/138
- D455,134 S * 4/2002 Kolinen D14/138
- D455,412 S * 4/2002 Vuolteenaho et al. D14/138
- D455,738 S 4/2002 Kolinen
- D457,878 S * 5/2002 Higashi D14/247
- D459,322 S * 6/2002 Hyun D14/138
- D461,174 S * 8/2002 Ruohonen D14/138
- D461,182 S * 8/2002 Ruohonen D14/247
- D464,342 S * 10/2002 Lee D14/247
- 2002/0025787 A1 * 2/2002 Lee 455/90
- 2002/0094826 A1 * 7/2002 Lee 455/457

OTHER PUBLICATIONS

Hague Database Search Page [http://guest:guest@ipdl.wipo.int/en/search/hag/search-bool2.html], Document DM/059747, Mar. 28, 2002.*

* cited by examiner

Primary Examiner—Jeffrey Asch

(74) *Attorney, Agent, or Firm*—Banner & Witcoff, Ltd.

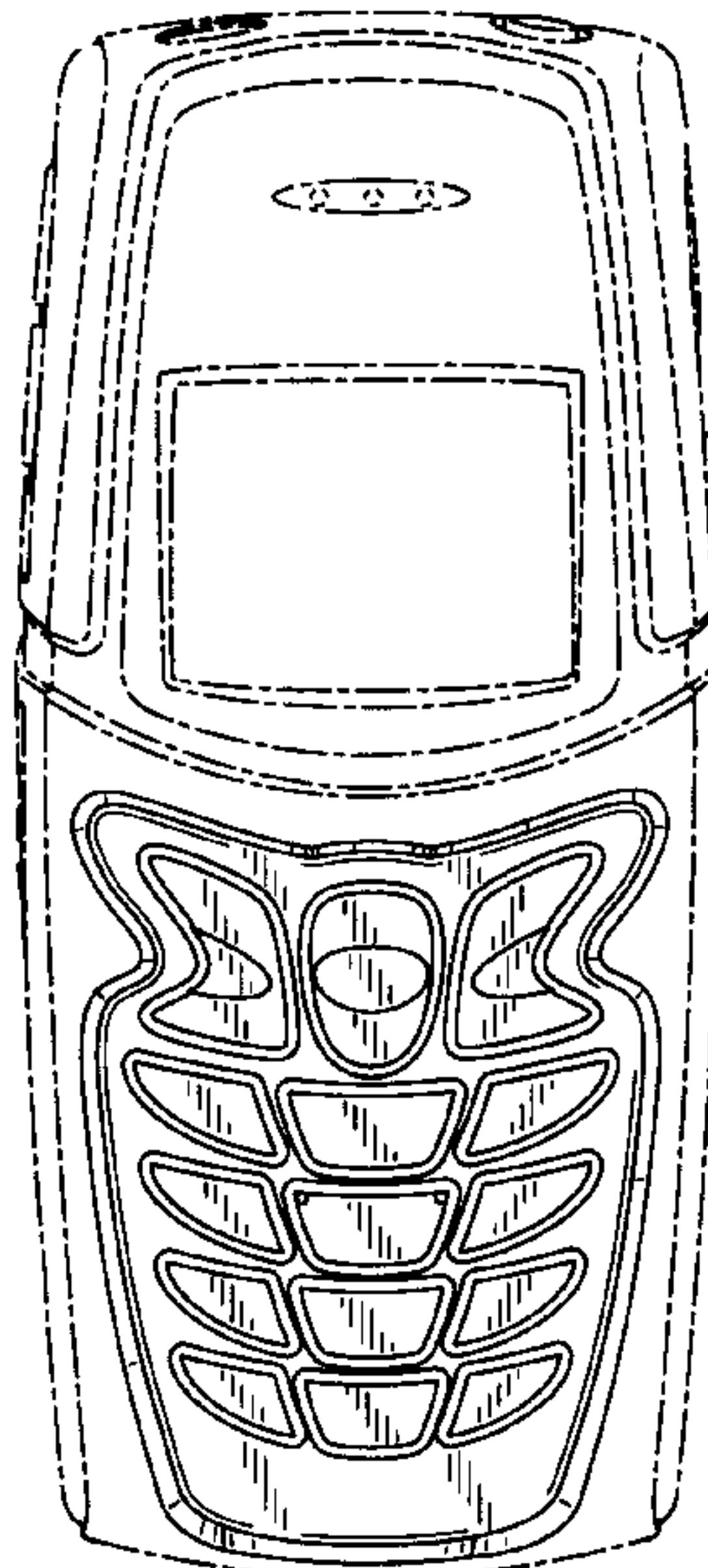
(57) **CLAIM**

The ornamental design for a function key and key matrix area for a handset, as shown and described.

DESCRIPTION

FIG. 1 is a front view of a function key and key matrix area for a handset showing my new design; and, FIG. 2 is a perspective view thereof. The broken line showing of the remainder of the handset is for illustrative purposes only and forms no part of the claimed design.

1 Claim, 1 Drawing Sheet



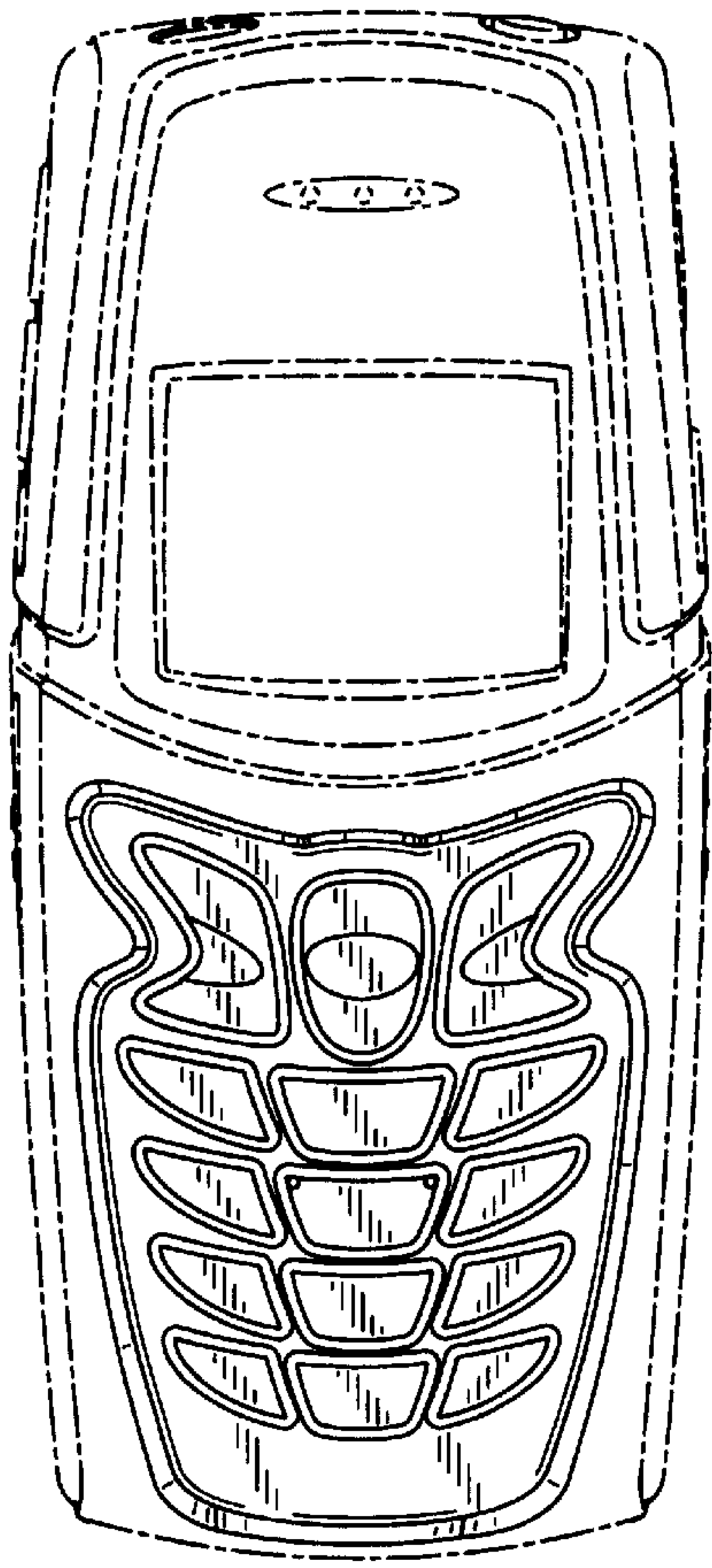


FIG. 1

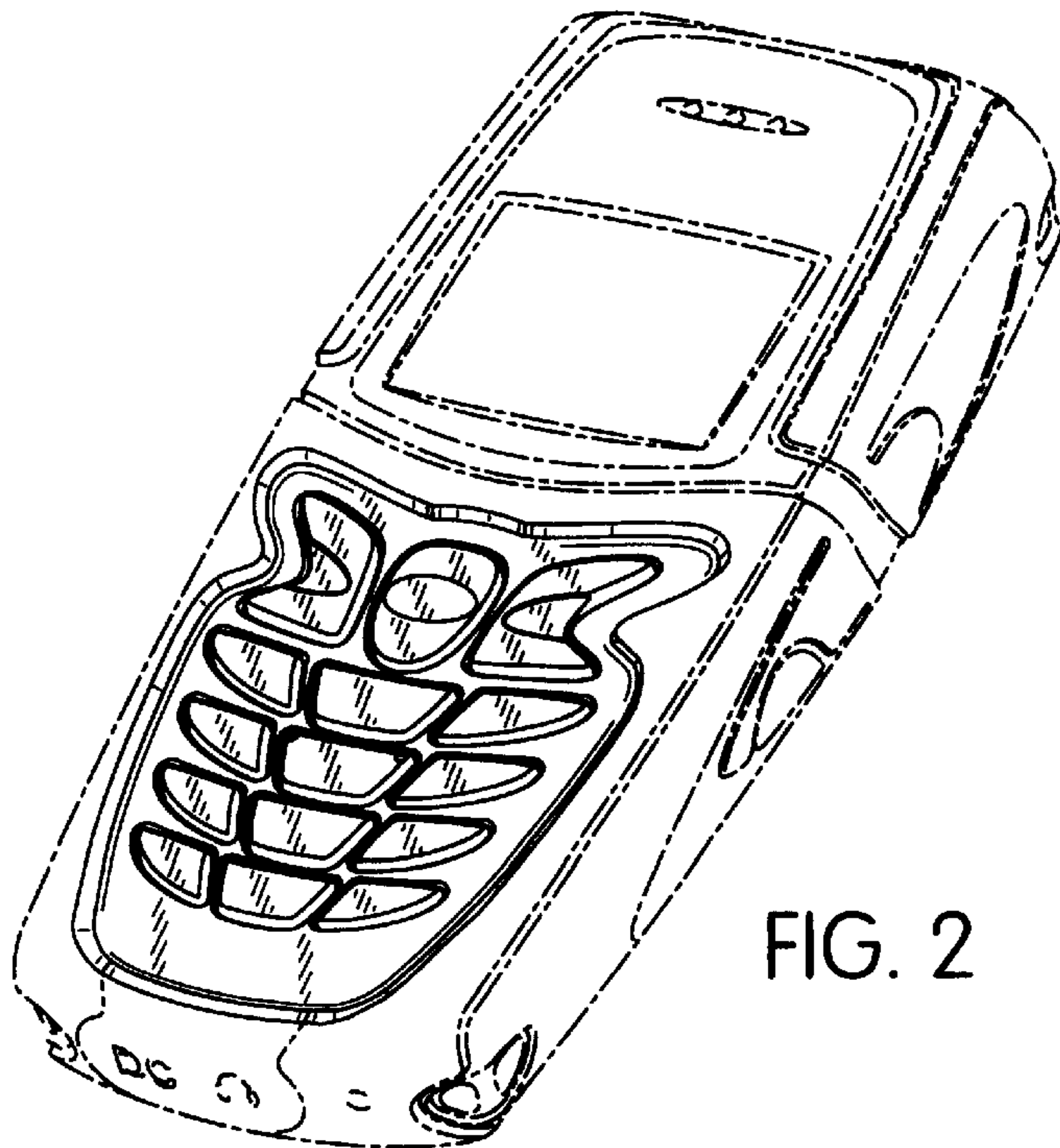


FIG. 2