



US00D476309S

(12) **United States Design Patent**
Narita

(10) **Patent No.:** **US D476,309 S**

(45) **Date of Patent:** **** Jun. 24, 2003**

(54) **SPEAKER BOX**

D437,843 S 2/2001 Masui

(75) Inventor: **Hisanori Narita**, Tokyo (JP)

OTHER PUBLICATIONS

(73) Assignee: **Sony Corporation**, Tokyo (JP)

Catalog "Sony New Products, HAV & C., SS-V811ED", Sony Corporation (Autumn/2001).

(**) Term: **14 Years**

* cited by examiner

(21) Appl. No.: **29/161,124**

Primary Examiner—Nanda Bondade

(22) Filed: **May 24, 2002**

(74) *Attorney, Agent, or Firm*—Rader, Fishman & Grauer PLLC

(51) **LOC (7) Cl.** **14-01**

(52) **U.S. Cl.** **D14/211**

(58) **Field of Search** D14/204, 207,
D14/209–216, 356; 181/144–145, 147–148,
150, 153, 157, 198–199; 381/300–302,
306, 333, 345, 361–364, 386–388

(57) **CLAIM**

The ornamental design for a speaker box, as shown.

(56) **References Cited**


U.S. PATENT DOCUMENTS

D343,231 S	*	1/1994	Lim	D14/210
D392,289 S		3/1998	Isonaga		
5,802,190 A	*	9/1998	Ferren	381/182
D409,616 S		5/1999	Goto		
D434,026 S	*	11/2000	Lewis	D14/211

DESCRIPTION

FIG. 1 is a perspective view of a speaker box showing my new design;
FIG. 2 is a front elevational view thereof;
FIG. 3 is a rear elevational view thereof;
FIG. 4 is a left side elevational view thereof;
FIG. 5 is a right side elevational view thereof;
FIG. 6 is a top plan view thereof; and,
FIG. 7 is a bottom plan view thereof.

1 Claim, 4 Drawing Sheets






Fig. 1




Fig. 2

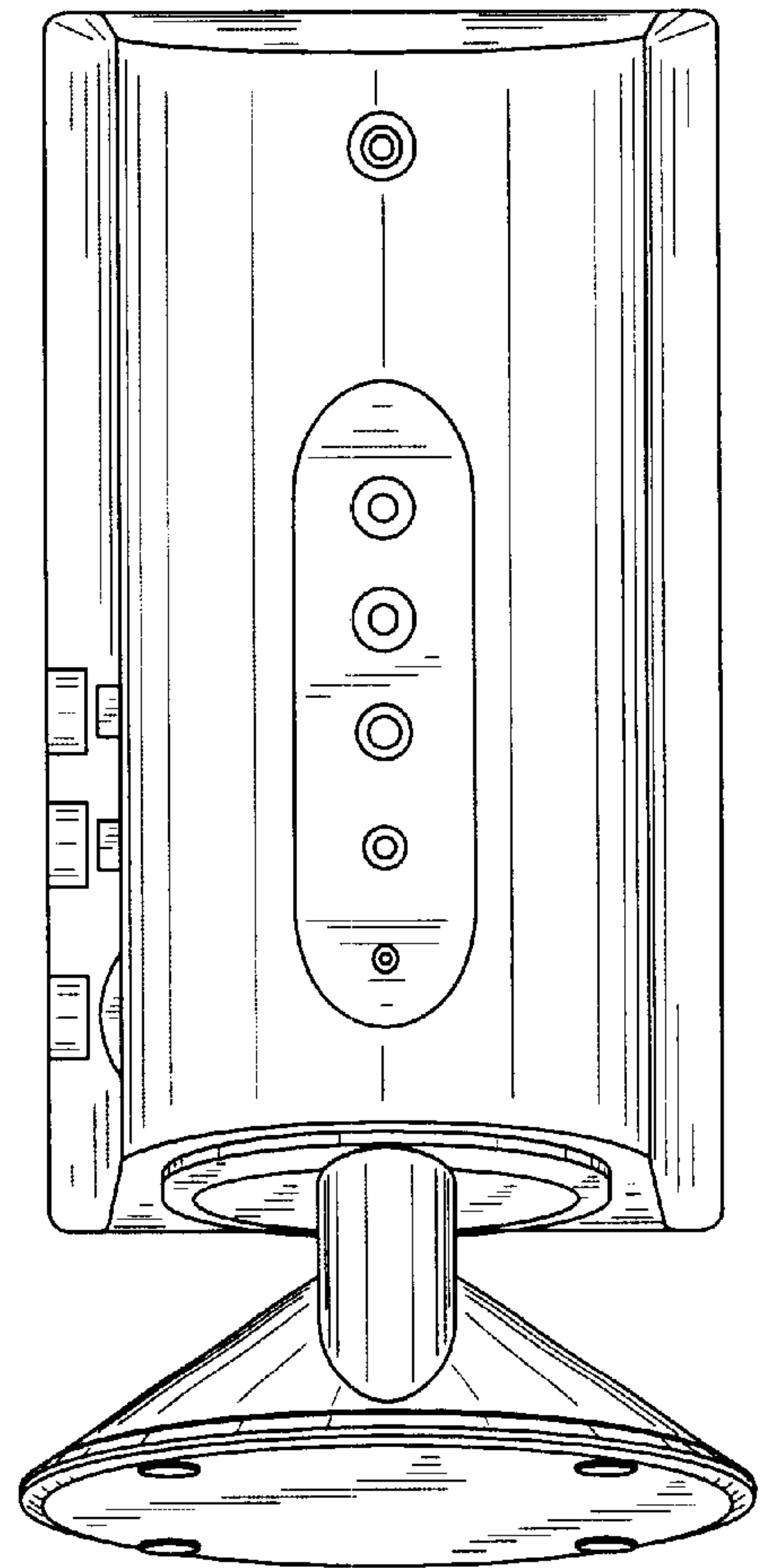


Fig. 3

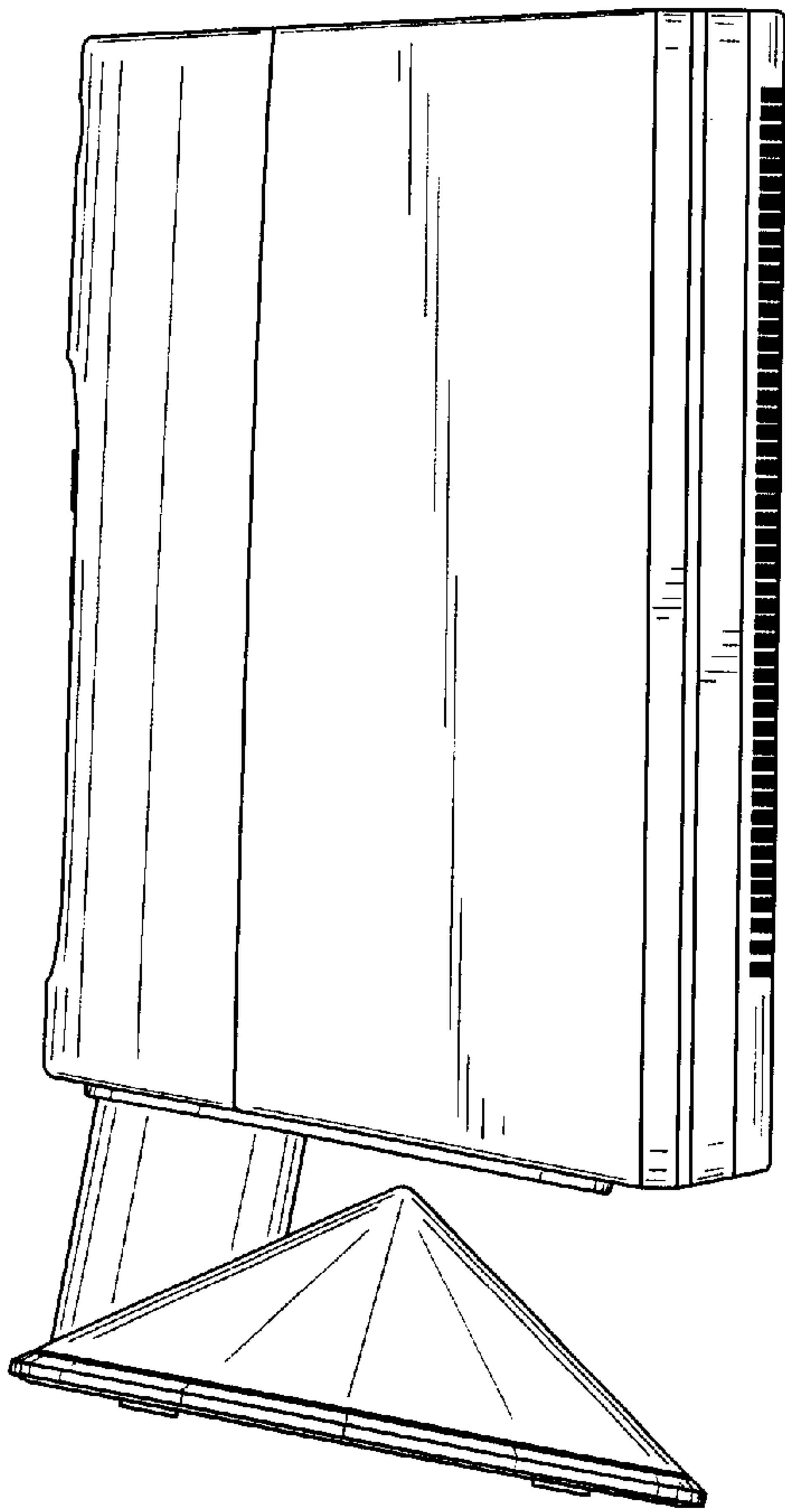


Fig. 4

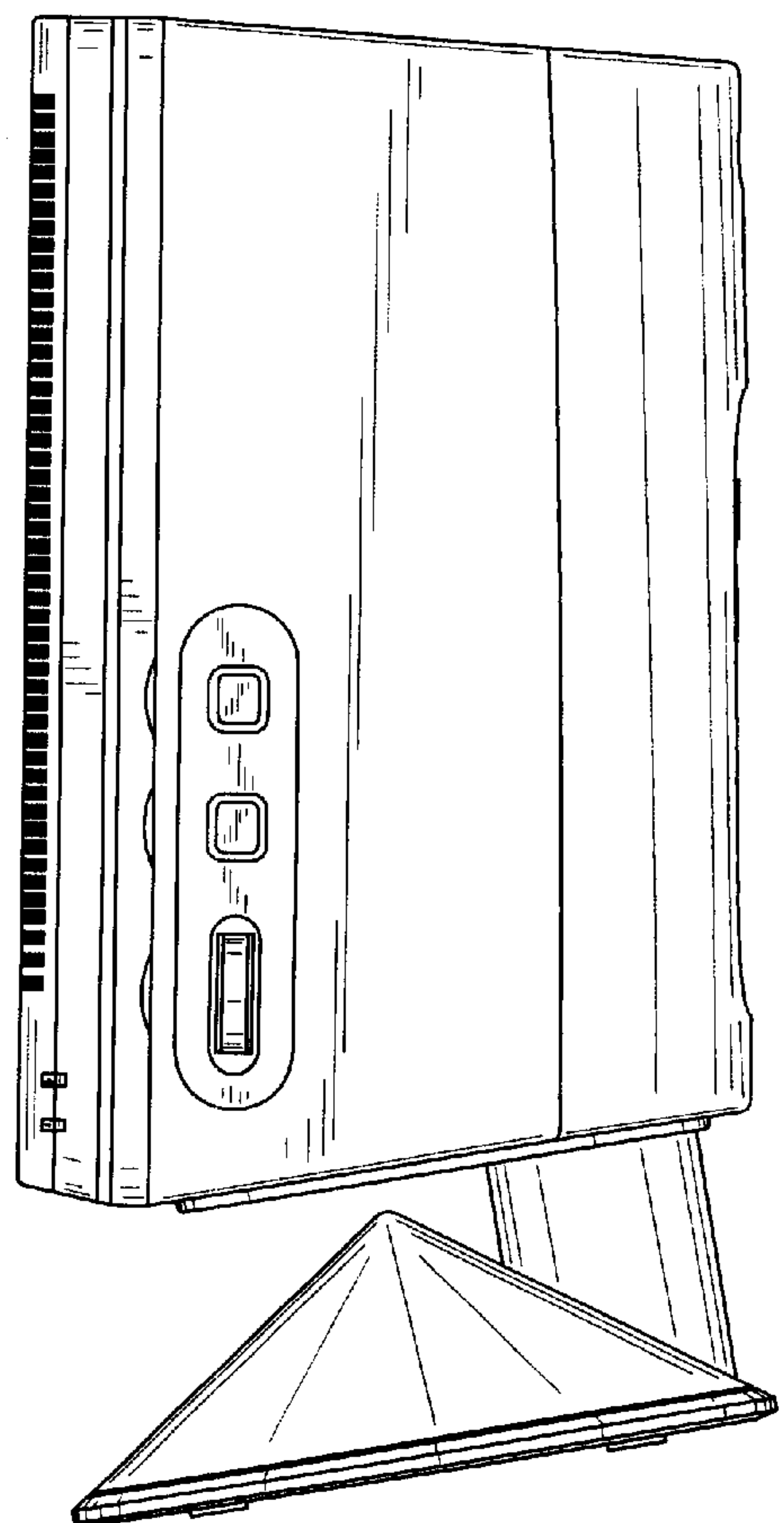


Fig. 5




Fig. 6

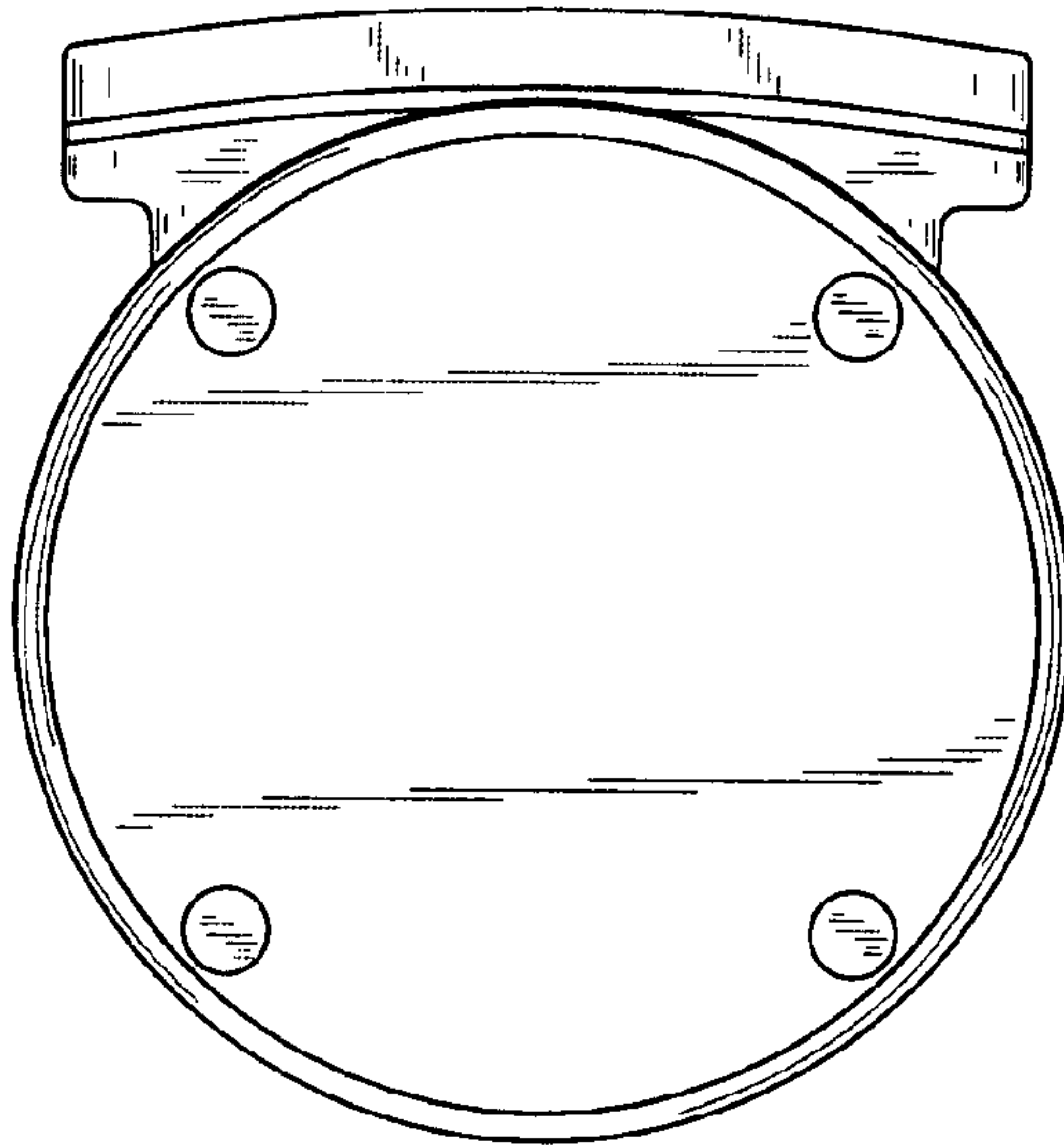


Fig. 7