



US00D476295S

(12) **United States Design Patent**
Oohashi et al.

(10) **Patent No.:** **US D476,295 S**

(45) **Date of Patent:** **** Jun. 24, 2003**

(54) **STATOR OF VEHICLE ALTERNATOR**

FOREIGN PATENT DOCUMENTS

(75) Inventors: **Atsushi Oohashi**, Tokyo (JP);
Yoshihito Asao, Tokyo (JP)

(73) Assignee: **Mitsubishi Denki Kabushiki Kaisha**,
Tokyo (JP)

(**) Term: **14 Years**

JP	1041849	6/1999
JP	104189-002	6/1999
JP	104849-001	6/1999
JP	104189-003	2/2000
JP	104189-004	7/2000
JP	104189-005	7/2000
JP	104189-006	7/2000
JP	104189-007	7/2000

(21) Appl. No.: **29/150,092**

(22) Filed: **Nov. 6, 2001**

* cited by examiner

(30) **Foreign Application Priority Data**

Jun. 29, 2001 (JP) 2001-019026

Primary Examiner—Lisa Lichtenstein
(74) *Attorney, Agent, or Firm*—Oblon, Spivak, McClelland,
Maier & Neustadt, P.C.

(51) **LOC (7) Cl.** **13-01**

(52) **U.S. Cl.** **D13/118**

(58) **Field of Search** D13/118, 122;
310/68 B, 263, 156

(57) **CLAIM**

The ornamental design for a stator of vehicle alternator, as shown and described.

(56) **References Cited**

DESCRIPTION

U.S. PATENT DOCUMENTS

4,710,657 A	*	12/1987	Ocken et al.	310/62
4,741,098 A	*	5/1988	Barrera	29/596
D425,857 S	*	5/2000	Umeda et al.	D13/118
D426,191 S		6/2000	Umeda et al.		
D447,114 S		8/2001	Asao et al.		
D447,115 S		8/2001	Asao et al.		
D447,731 S		9/2001	Asao et al.		
D448,004 S		9/2001	Asao et al.		
D448,343 S		9/2001	Asao et al.		
D448,729 S		10/2001	Asao et al.		

FIG. 1 is a front, and top side perspective view of a stator of vehicle alternator showing our new design;
FIG. 2 is a front elevational view thereof;
FIG. 3 is a rear elevational view thereof;
FIG. 4 is a top plan view thereof;
FIG. 5 is a bottom plan view thereof;
FIG. 6 is a right side elevational view thereof; and,
FIG. 7 is a left side elevational view thereof.
The broken lines in the figures are for illustrative purposes only and form no part of the claimed design.

1 Claim, 5 Drawing Sheets

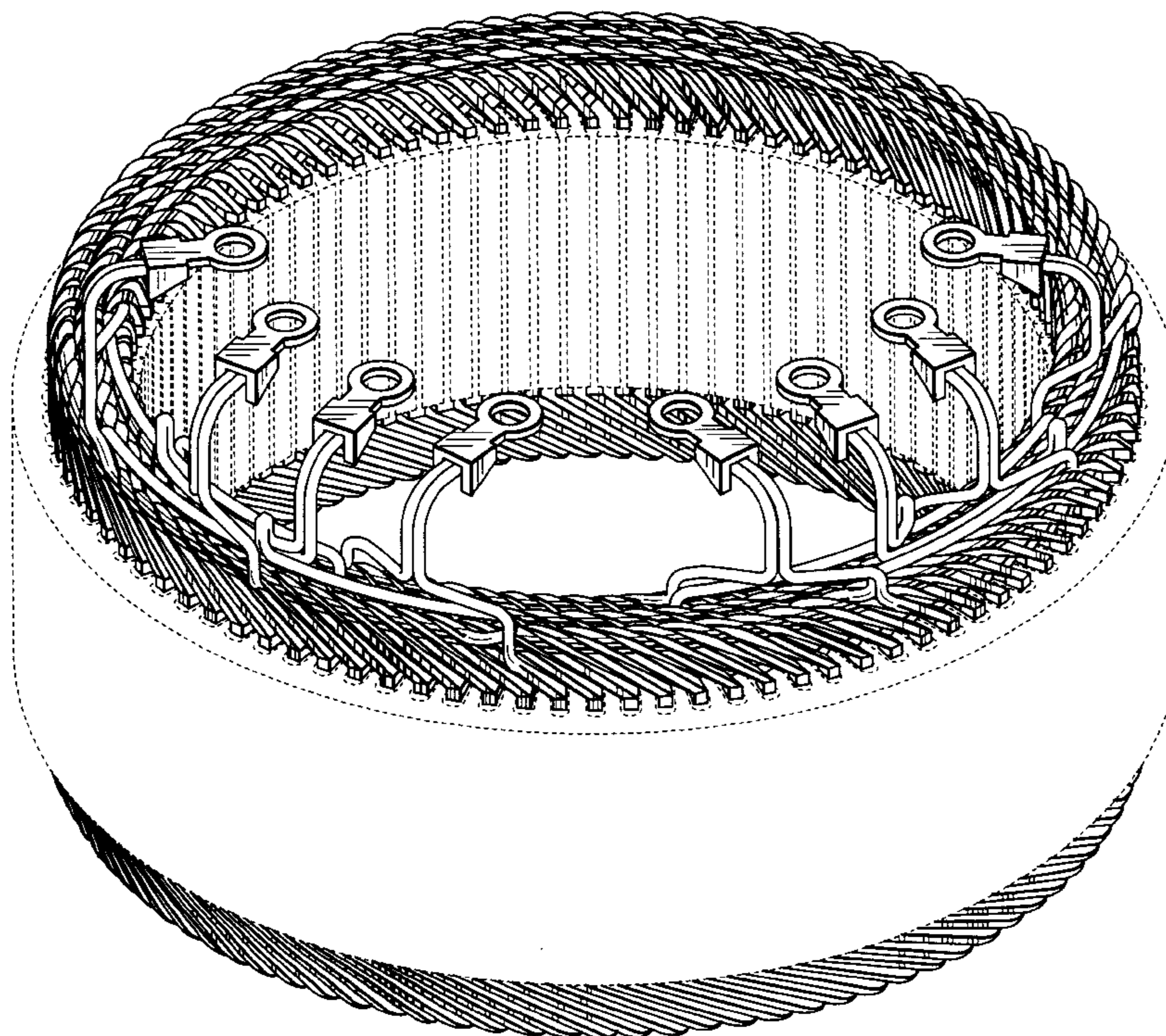


FIG. 1

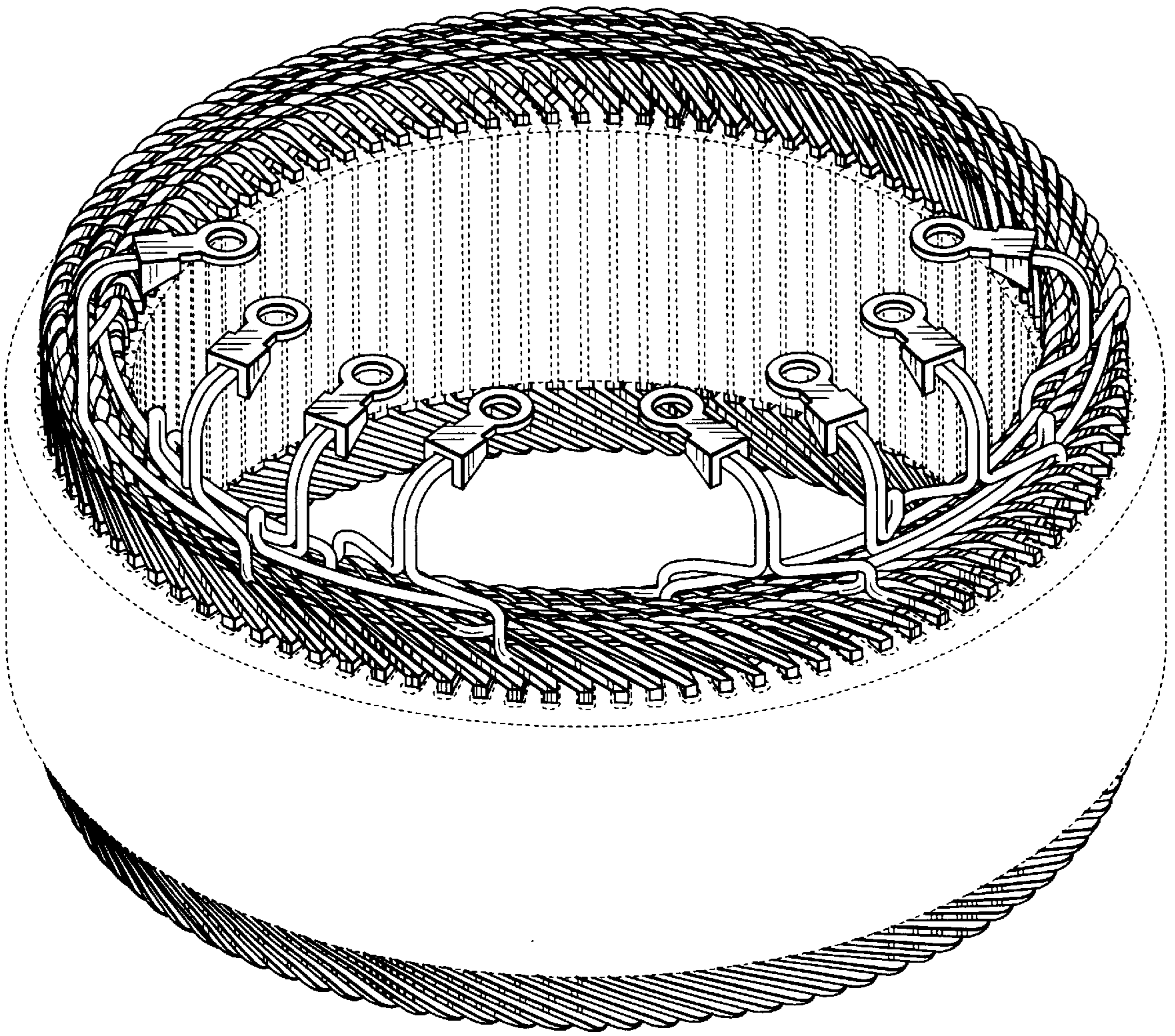


FIG.2

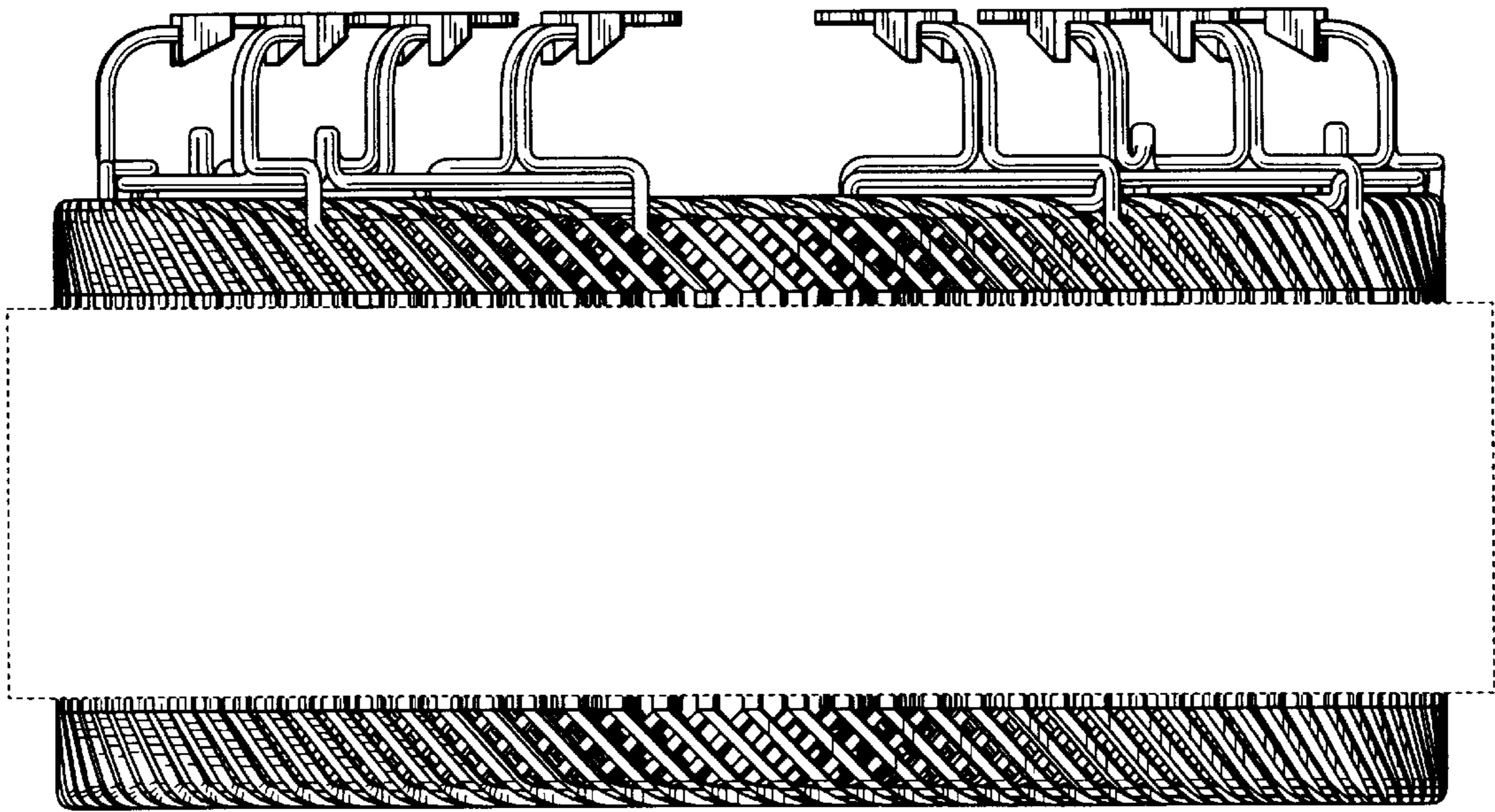


FIG.3

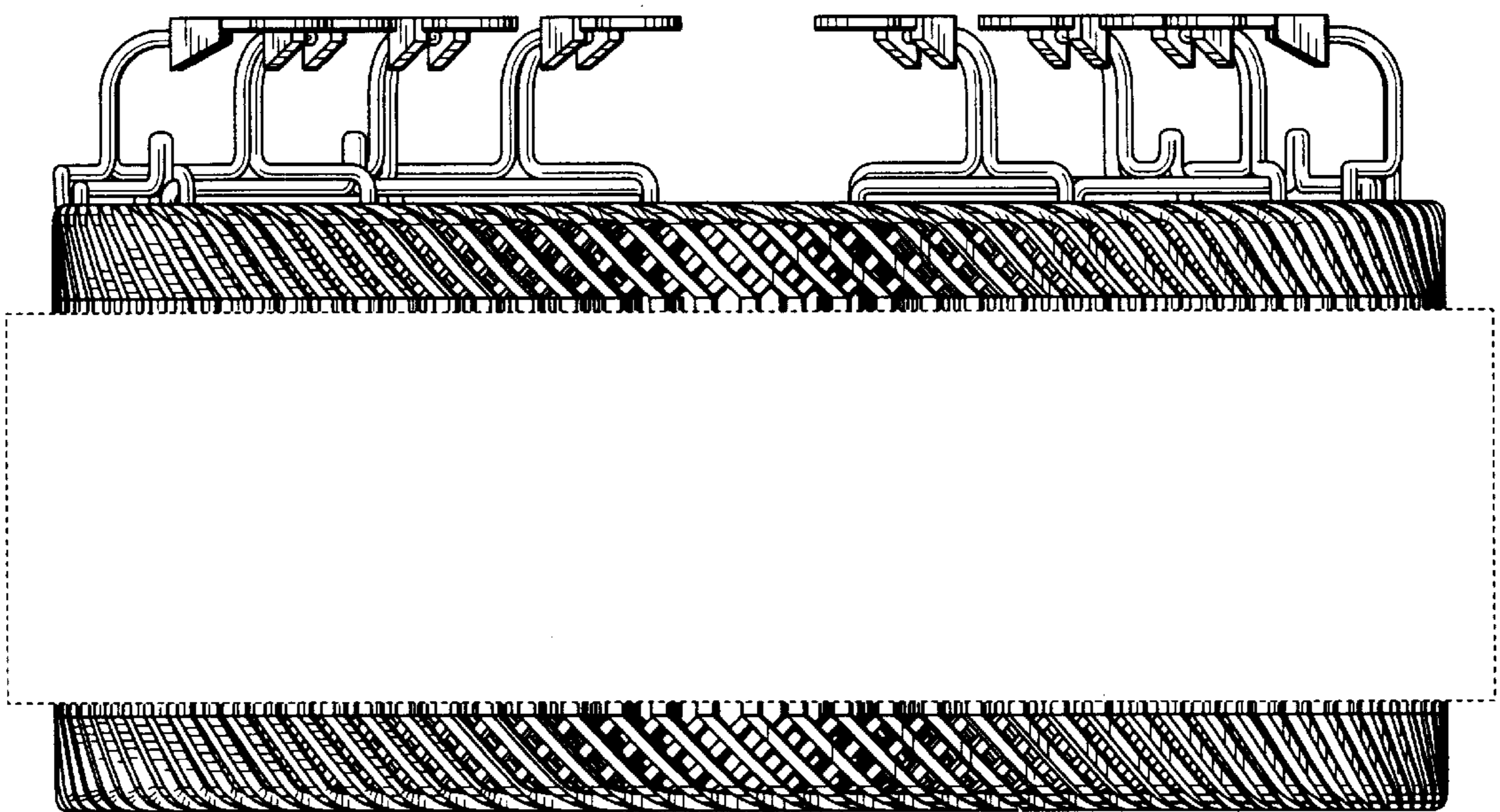


FIG. 4



FIG. 5




FIG.6

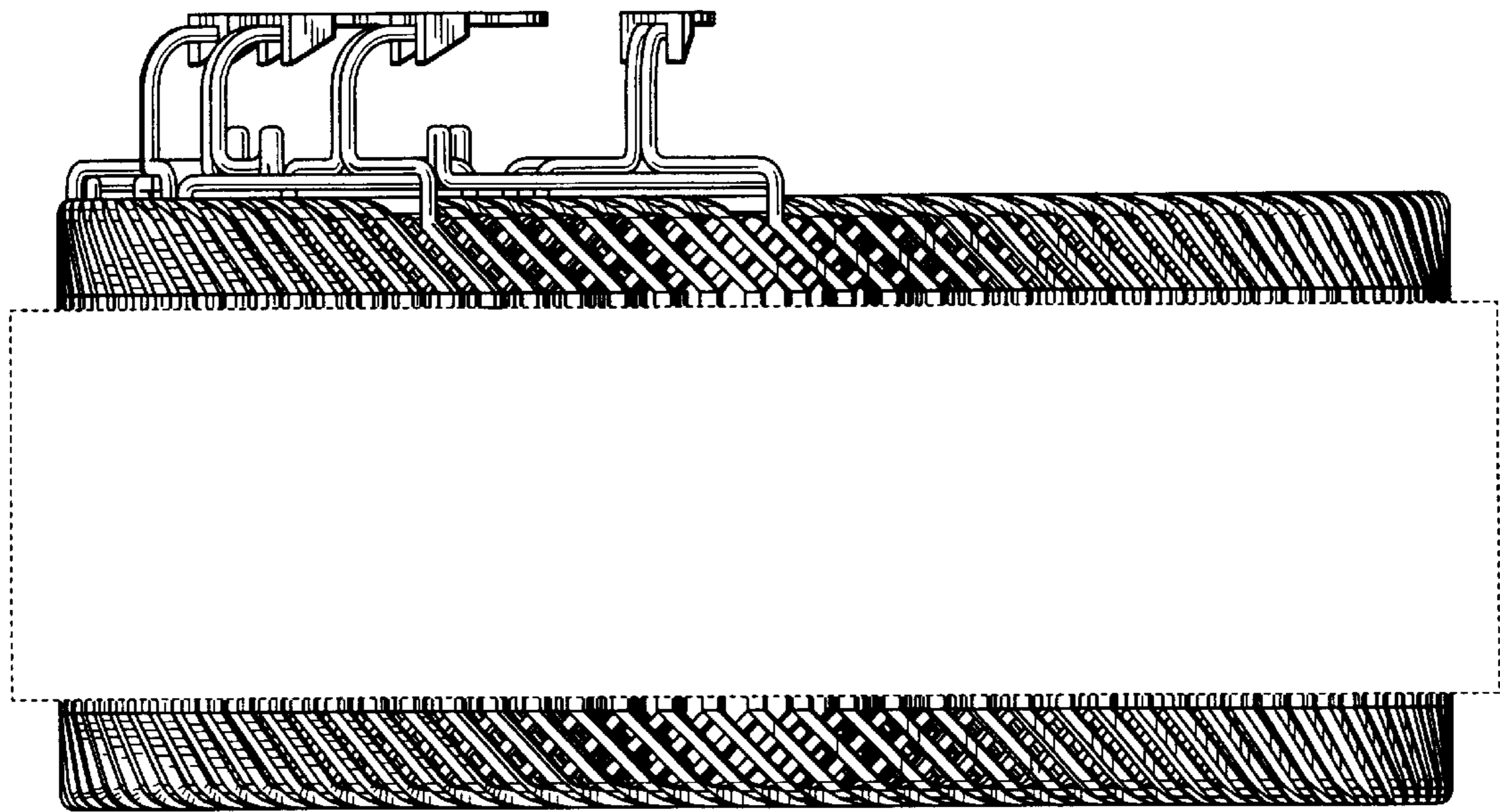


FIG.7

