



US00D476290S

(12) **United States Design Patent**
Gates et al.

(10) **Patent No.:** **US D476,290 S**
(45) **Date of Patent:** **** Jun. 24, 2003**

- (54) **ALL PURPOSE ATV CARRYING RACK**
- (75) Inventors: **George D. Gates**, West Jordan, UT (US); **Travis D. Gates**, West Jordan, UT (US)
- (73) Assignee: **All Rite Products, Inc.**, West Jordan, UT (US)
- (**) Term: **14 Years**
- (21) Appl. No.: **29/161,098**
- (22) Filed: **May 21, 2002**
- (51) **LOC (7) Cl.** **12-16**
- (52) **U.S. Cl.** **D12/408**
- (58) **Field of Search** D12/406, 407, D12/408, 412, 223; 211/64, 70.8, 17; 248/201, 316.6; D6/552; 224/413-427, 441-462

- 4,776,471 A 10/1988 Elkins
- 4,881,386 A 11/1989 Glines
- 4,915,273 A 4/1990 Allen
- 4,991,723 A 2/1991 Elkins
- 5,078,279 A 1/1992 Hancock et al.
- 5,344,032 A 9/1994 Ramsdell
- 5,524,772 A 6/1996 Simmons
- 5,915,572 A * 6/1999 Hancock 211/64

* cited by examiner

Primary Examiner—Alan P. Douglas
Assistant Examiner—Linda Brooks
(74) *Attorney, Agent, or Firm*—Thorpe North & Western

(57) **CLAIM**

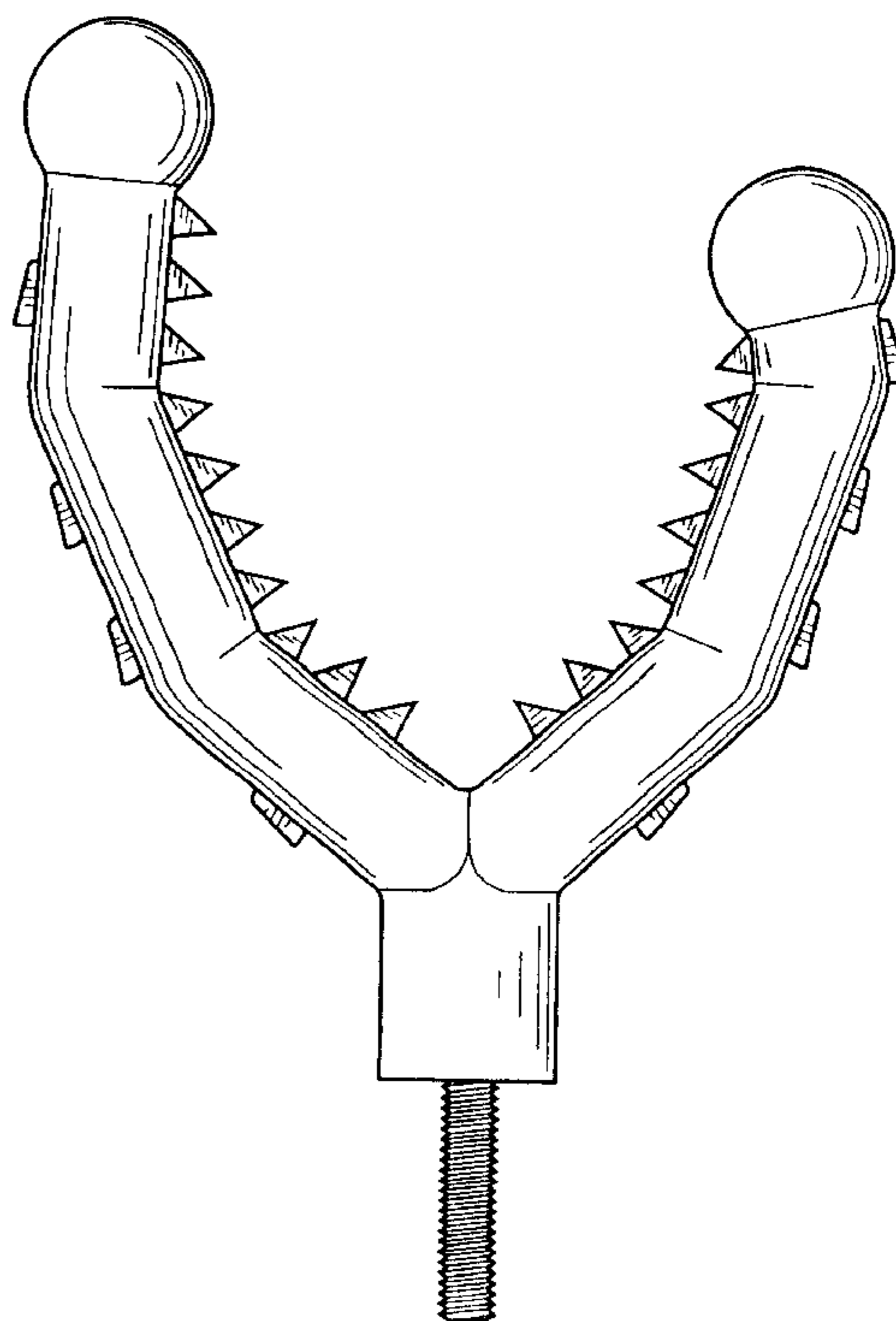
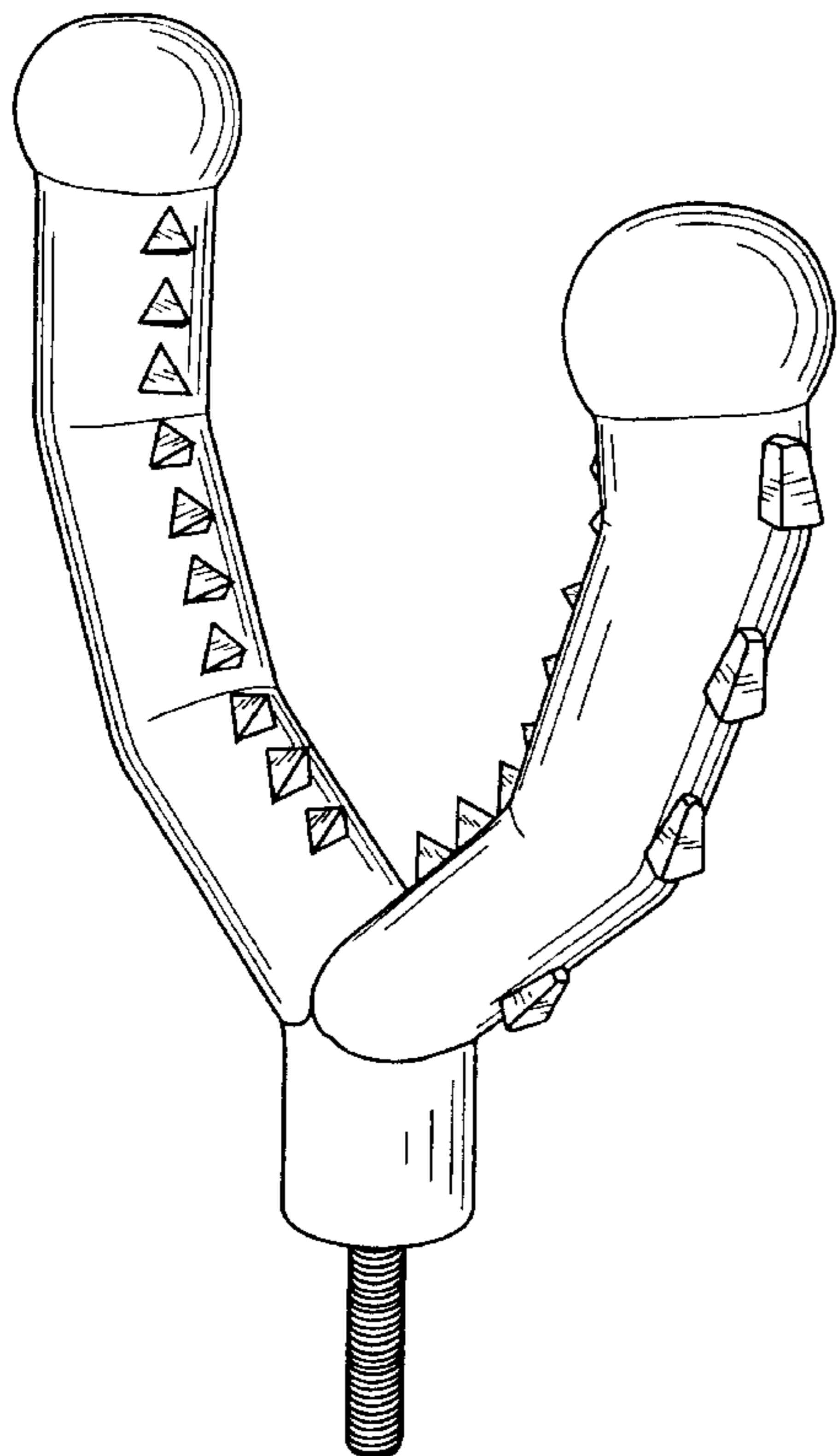
The ornamental design for an all purpose ATV carrying rack, as shown and described.

DESCRIPTION

FIG. 1 is a side perspective view of an all purpose ATV carrying rack.
FIG. 2 is a side view of an all purpose ATV carrying rack.
FIG. 3 is a front view of an all purpose ATV carrying rack.
FIG. 4 is a rear view of an all purpose ATV carrying rack.
FIG. 5 is a top view of an all purpose ATV carrying rack; and,
FIG. 6 is a bottom view of an all purpose ATV carrying rack.

1 Claim, 2 Drawing Sheets

- (56) **References Cited**
- U.S. PATENT DOCUMENTS**
- 3,995,742 A 12/1976 Austin et al.
- 4,025,015 A 5/1977 Kolic
- 4,084,735 A 4/1978 Kappas
- 4,108,313 A 8/1978 Bogar, Jr.
- 4,271,997 A 6/1981 Michael
- 4,450,989 A 5/1984 Bogar, Jr.
- 4,607,772 A 8/1986 Hancock



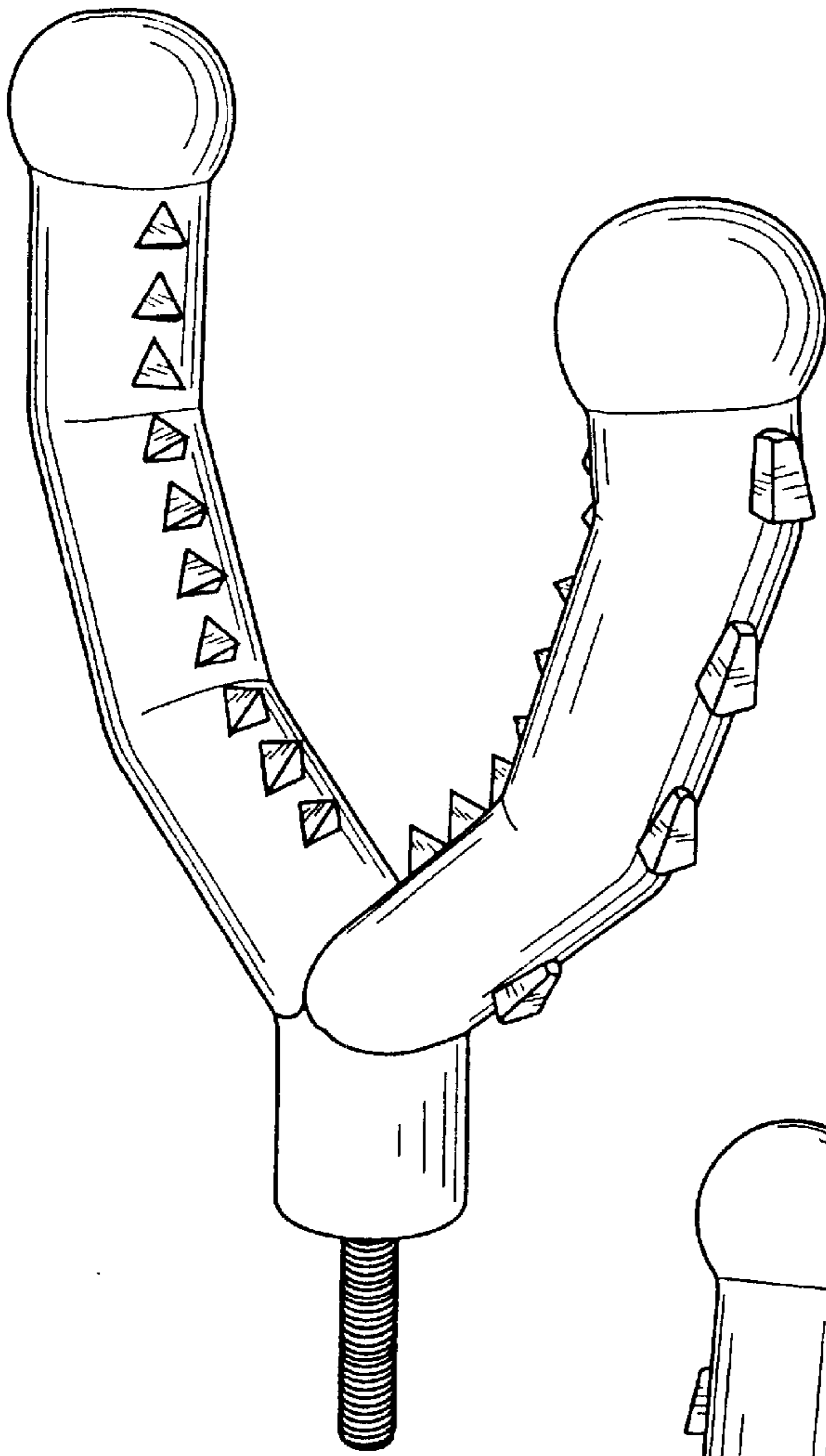


Fig. 1

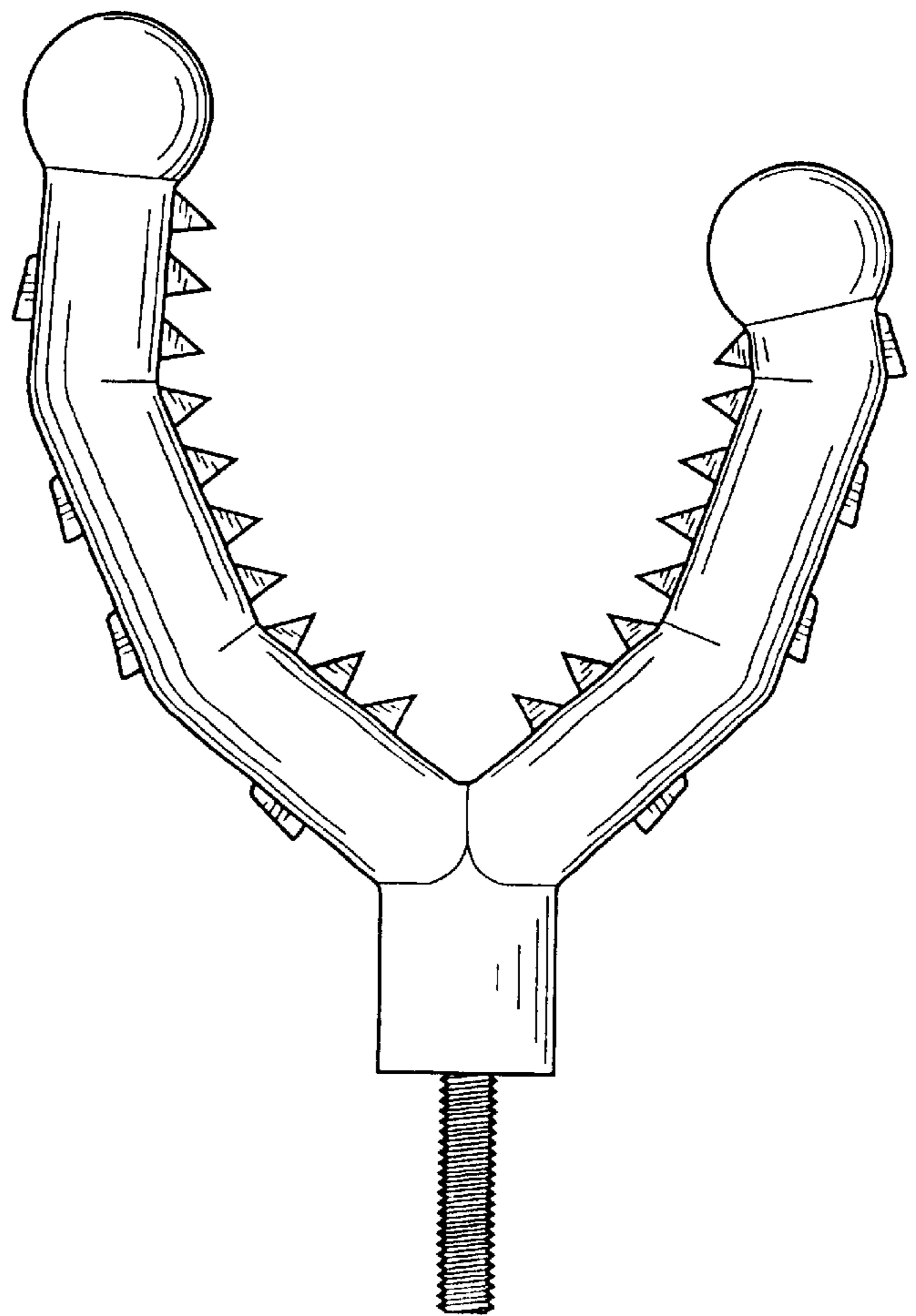


Fig. 2

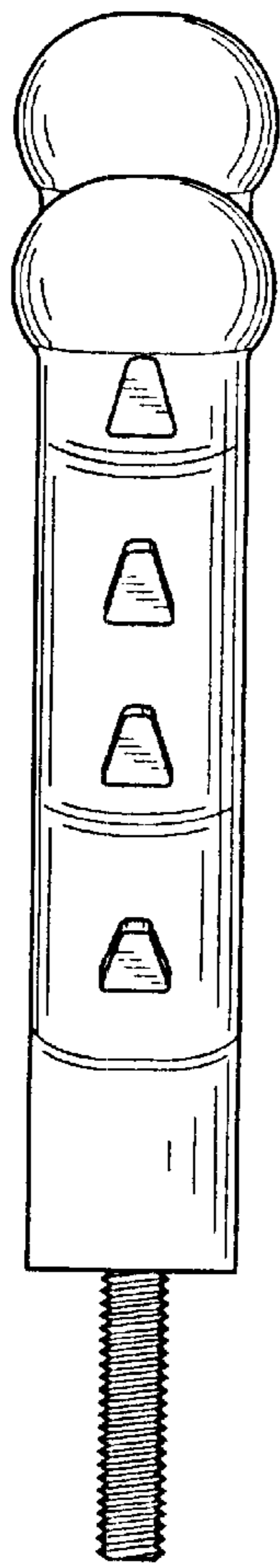


Fig. 3

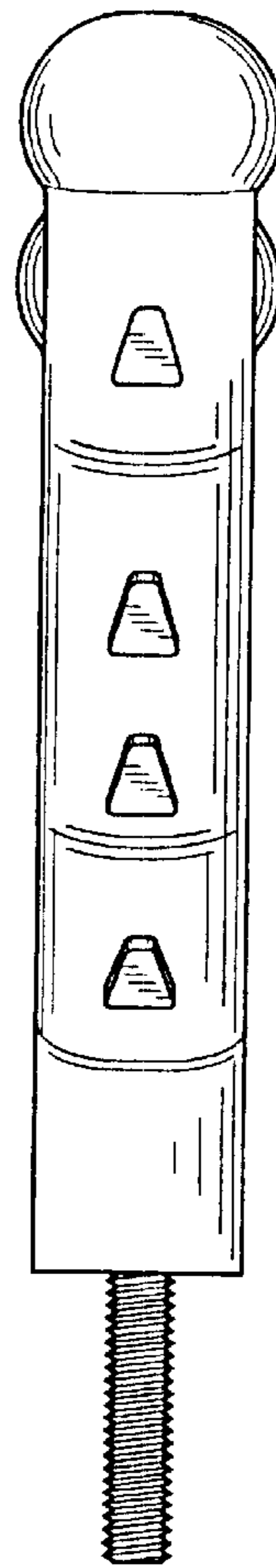


Fig. 4




Fig. 5

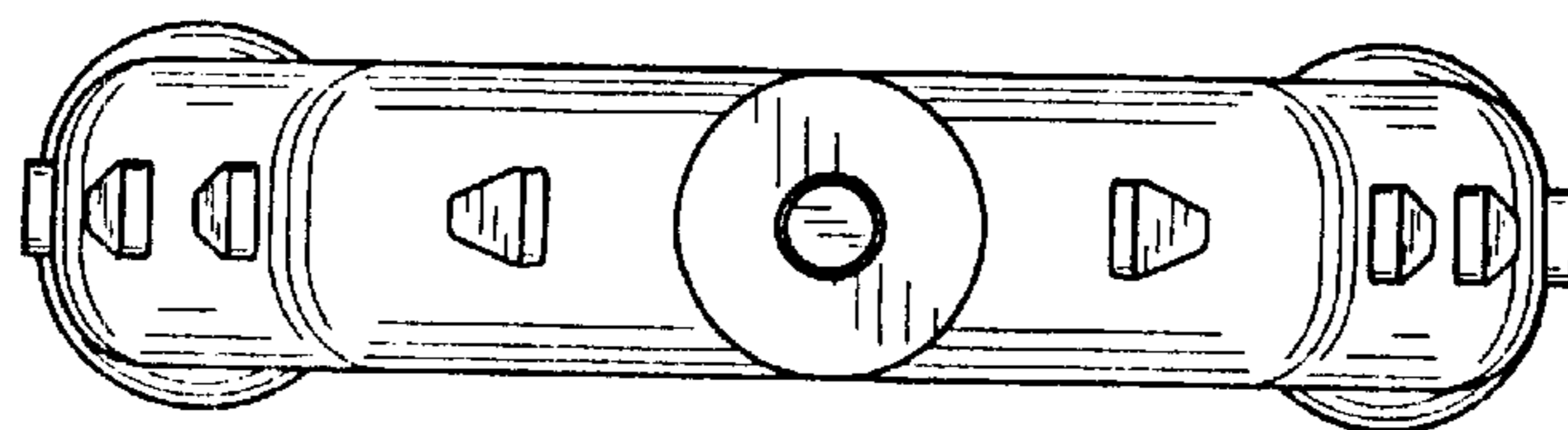


Fig. 6