



US00D476269S

(12) **United States Design Patent**
Suzuki et al.

(10) **Patent No.:** **US D476,269 S**

(45) **Date of Patent:** **** Jun. 24, 2003**

(54) **AUTOMOBILE**

(75) Inventors: **Hiroaki Suzuki**, Aichi-ken (JP);
Naritoshi Kawakita, Aichi-ken (JP);
Toshiyuki Nagafuchi, Aichi-ken (JP)

(73) Assignee: **Toyota Jidosha Kabushiki Kaisha** (JP)

(**) Term: **14 Years**

(21) Appl. No.: **29/167,096**

(22) Filed: **Sep. 9, 2002**

(51) **LOC (7) Cl.** **12-08**

(52) **U.S. Cl.** **D12/91**

(58) **Field of Search** D12/90-92, 86;
D21/424, 433; 296/185

(56) **References Cited**

U.S. PATENT DOCUMENTS

D442,889 S * 5/2001 Pfeiffer D12/91
D459,683 S * 7/2002 Sakae et al. D12/92
D469,038 S * 1/2003 Mattin et al. D12/91

OTHER PUBLICATIONS

2001 Toyota IPSUM, Brochure of IPSUM, Oct. 2001.

2001 Toyota OPA, Brochure of OPA, Jan. 2001.

2001 Peugeot 206, Imported Cars Guide Book 2001, Nov. 17, 2000, pp. 160-161.

* cited by examiner

Primary Examiner—Melody N. Brown

(74) *Attorney, Agent, or Firm*—SAIDMAN DesignLaw Group

(57) **CLAIM**

The ornamental design for an automobile, as shown and described.

DESCRIPTION

FIG. 1 is a front and side perspective view of an automobile showing our new design;

FIG. 2 is a rear and side perspective view thereof;


FIG. 3 is a front view thereof;

FIG. 4 is a rear view thereof;

FIG. 5 is a right side view thereof; the left side view being a mirror image; and,

FIG. 6 is a top view thereof.

1 Claim, 2 Drawing Sheets






FIG. 1



FIG. 2




FIG. 3




FIG. 4




FIG. 5




FIG. 6