



US00D476268S

(12) **United States Design Patent**
Castiglione et al.

(10) **Patent No.:** **US D476,268 S**

(45) **Date of Patent:** **** Jun. 24, 2003**

(54) **VEHICLE BODY**

(75) Inventors: **Micheal R Castiglione**, Carlsbad, CA (US); **Freeman J Thomas**, Bloomfield, MI (US); **Kevin R Verduyn**, Carlsbad, CA (US); **Thomas G Tremont**, San Diego, CA (US)

(73) Assignee: **DaimlerChrysler Corporation**, Auburn Hills, MI (US)

(**) Term: **14 Years**

(21) Appl. No.: **29/152,649**

(22) Filed: **Dec. 21, 2001**

(51) **LOC (7) Cl.** **12-08**

(52) **U.S. Cl.** **D12/91**

(58) **Field of Search** D12/90-92, 86;
296/185, 186

(56) **References Cited**

U.S. PATENT DOCUMENTS

D346,990 S	5/1994	Abbott et al.	D12/91
D383,710 S	9/1997	Guichard et al.	D12/91
D389,438 S	1/1998	Guichard et al.	D12/98
D401,186 S	11/1998	Guichard et al.	D12/91
D408,329 S	4/1999	Anness et al.	D12/92

D416,519 S	11/1999	Won et al.	D12/91
D420,939 S	2/2000	Faurote et al.	D12/91
D430,820 S	9/2000	Chergosky et al.	D12/91
D454,521 S	* 3/2002	Allen	D12/91
D454,813 S	* 3/2002	Boniface et al.	D12/91

* cited by examiner

Primary Examiner—Melody N. Brown

(74) *Attorney, Agent, or Firm*—Ralph E. Smith

(57) **CLAIM**

The ornamental design for a vehicle body, as shown and described.

DESCRIPTION

FIG. 1 is a left side view of a vehicle body showing our new design.

FIG. 2 is a right side perspective view thereof.

FIG. 3 is a front view thereof.


FIG. 4 is a rear view thereof.

FIG. 5 is a front perspective view thereof; and,

FIG. 6 is a rear perspective view thereof.

It will be understood that the top is plain and unornamental and further that the broken line shown throughout the drawings is for illustration only, forming no part of the claimed design.

1 Claim, 5 Drawing Sheets



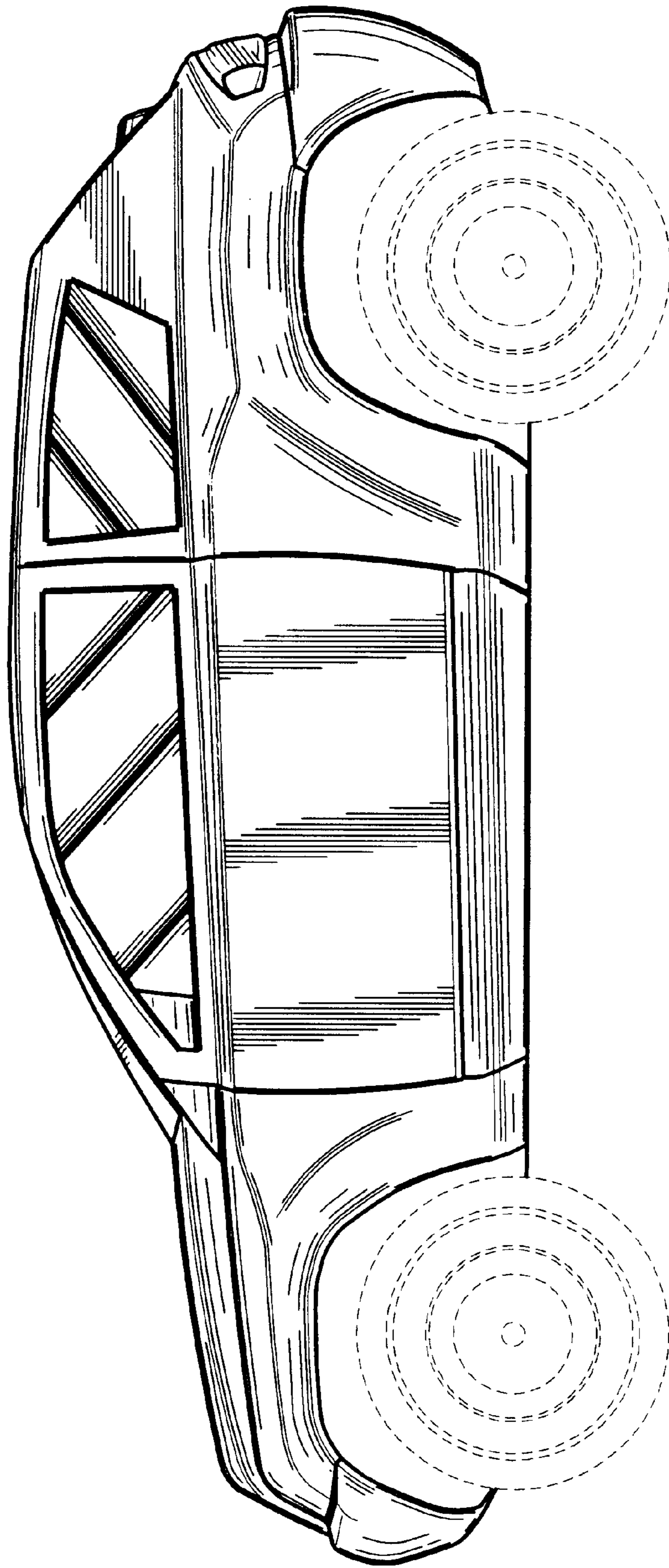


Figure - 1

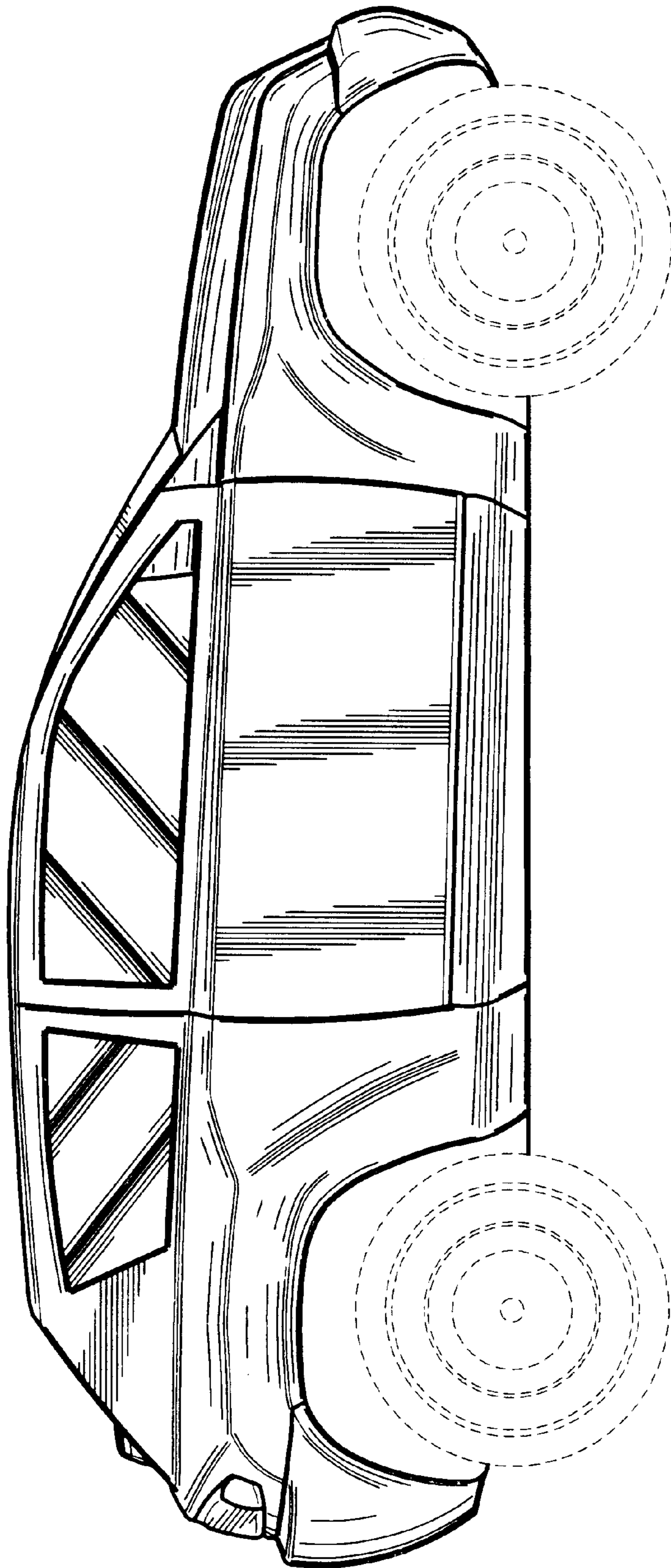


Figure - 2




Figure - 3

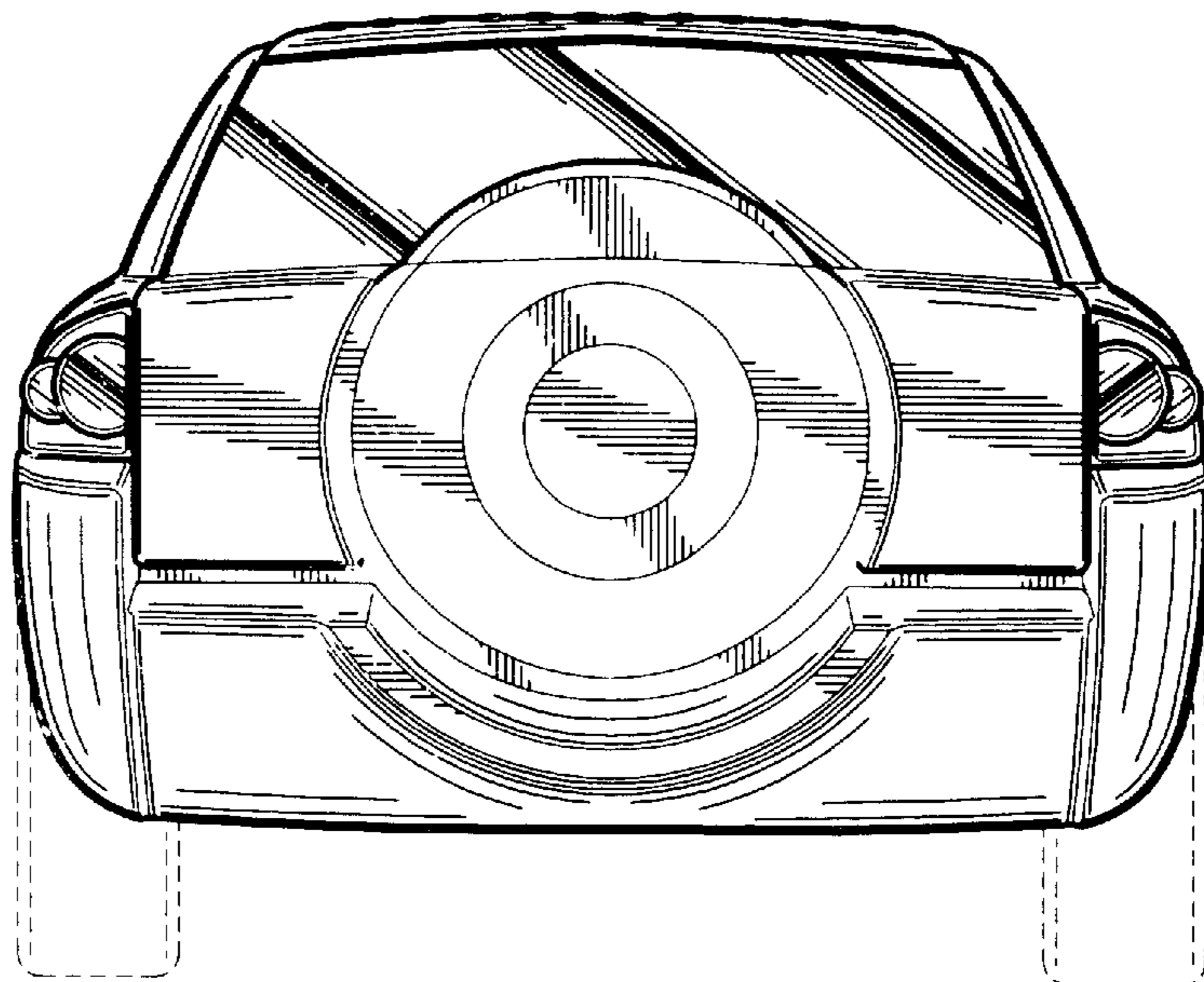


Figure - 4

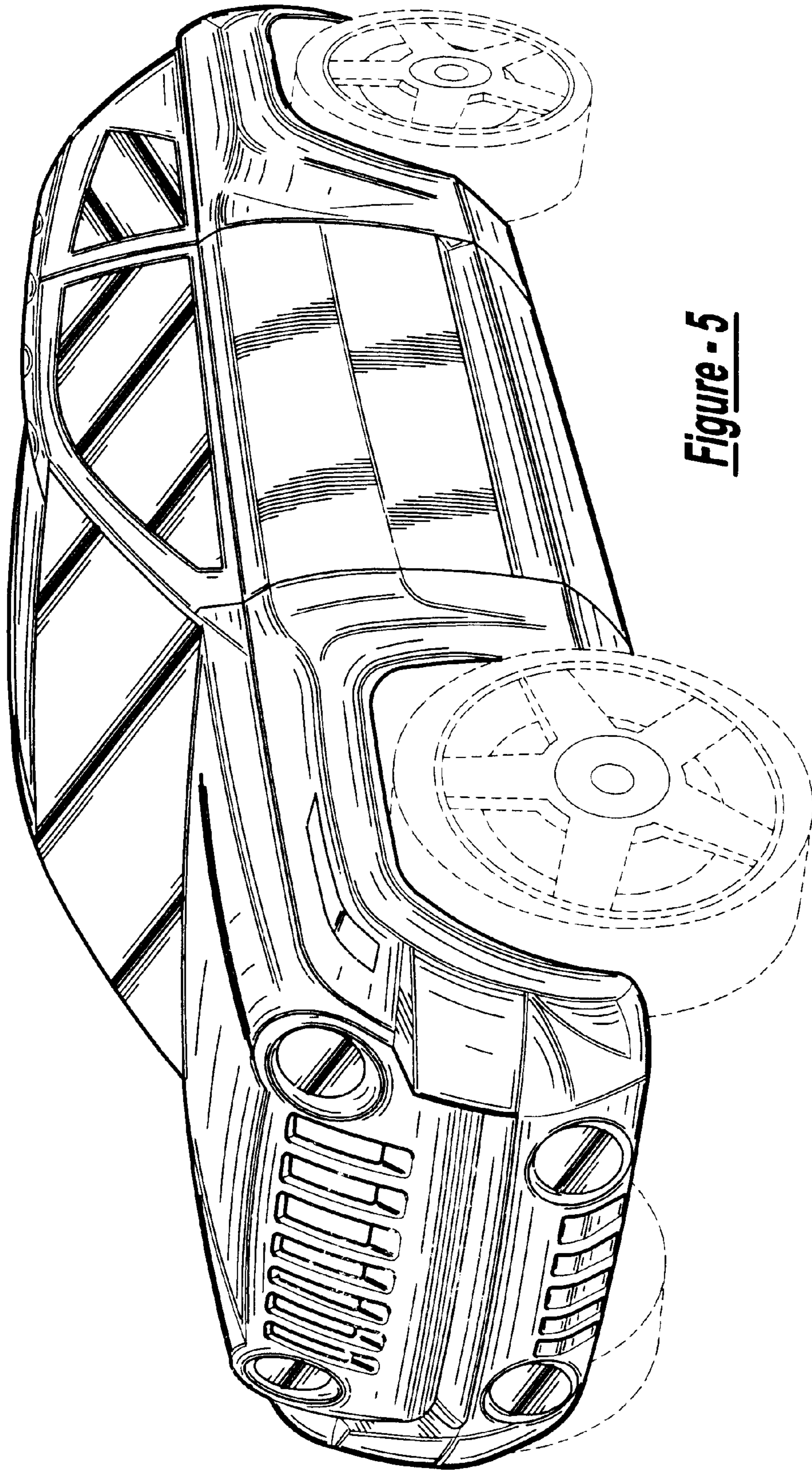


Figure - 5




Figure - 6