



US00D476259S

(12) **United States Design Patent**  
**Kharloubian**

(10) **Patent No.:** **US D476,259 S**

(45) **Date of Patent:** **\*\* Jun. 24, 2003**

(54) **DOUBLE-SIDED JEWELRY SETTING**

(76) Inventor: **Joseph Kharloubian**, 19330 Linnet St.,  
Tarzana, CA (US) 91356

(\*\*) Term: **14 Years**

(21) Appl. No.: **29/165,302**

(22) Filed: **Aug. 6, 2002**

**Related U.S. Application Data**

(62) Division of application No. 29/145,549, filed on Jul. 24, 2001, now Pat. No. Des. 462,291, which is a continuation of application No. 29/130,620, filed on Oct. 5, 2000, now Pat. No. Des. 446,742, which is a division of application No. 29/117,972, filed on Jan. 31, 2000, now Pat. No. Des. 439,194, which is a division of application No. 29/097,599, filed on Dec. 9, 1998, now Pat. No. Des. 420,933.

(51) **LOC (7) Cl.** ..... **11-01**

(52) **U.S. Cl.** ..... **D11/91**

(58) **Field of Search** ..... D11/1-4, 7, 40,  
D11/43-45, 47-49, 56-57, 61, 65-66, 70,  
79-83, 95-103, 108-109, 91-94; 63/1.11,  
2, 14.1, 18-20, 23, 12

(56) **References Cited**

**U.S. PATENT DOCUMENTS**

D40,887 S	9/1910	Fishel	
D44,064 S	5/1913	Keller	
D48,951 S	* 4/1916	Rosenberger	D11/93
D78,478 S	5/1929	Mechlovits	D11/56
1,958,946 A	5/1934	Gautieri	
1,981,696 A	* 11/1934	Harper	59/80
D136,815 S	12/1943	Hull	D11/43
D158,182 S	4/1950	Demaree	D11/56

D186,682 S	11/1959	Demaree	
D191,757 S	* 11/1961	Jacobi et al.	D11/89
D211,897 S	8/1968	Tokar	D10/31
D235,385 S	6/1975	Smyth	
D261,246 S	10/1981	Epstein	
D279,463 S	7/1985	Barr et al.	D11/56
D291,425 S	8/1987	Webb	D11/56
D317,423 S	* 6/1991	Chia et al.	D11/93
D323,792 S	2/1992	Scotti	D11/103
D329,026 S	* 9/1992	Chia et al.	D11/12
D336,057 S	* 6/1993	Chia et al.	D11/93
D342,691 S	12/1993	Milgrom	D11/43
D355,867 S	2/1995	Kelman	
D378,502 S	3/1997	Szlanfu Cht	D11/103
D386,426 S	11/1997	Gemmell	D11/81
D395,842 S	7/1998	Kenna	D11/81

\* cited by examiner

*Primary Examiner*—Ralf Seifert

(74) *Attorney, Agent, or Firm*—Martin & Ferraro, LLP

(57) **CLAIM**

The ornamental design for double-sided jewelry setting, as shown and described.

**DESCRIPTION**

FIG. 1 is a top plan view of the double-sided jewelry setting of my new design, with a gem and mountings shown in hidden line;

FIG. 2 is a top end view thereof;

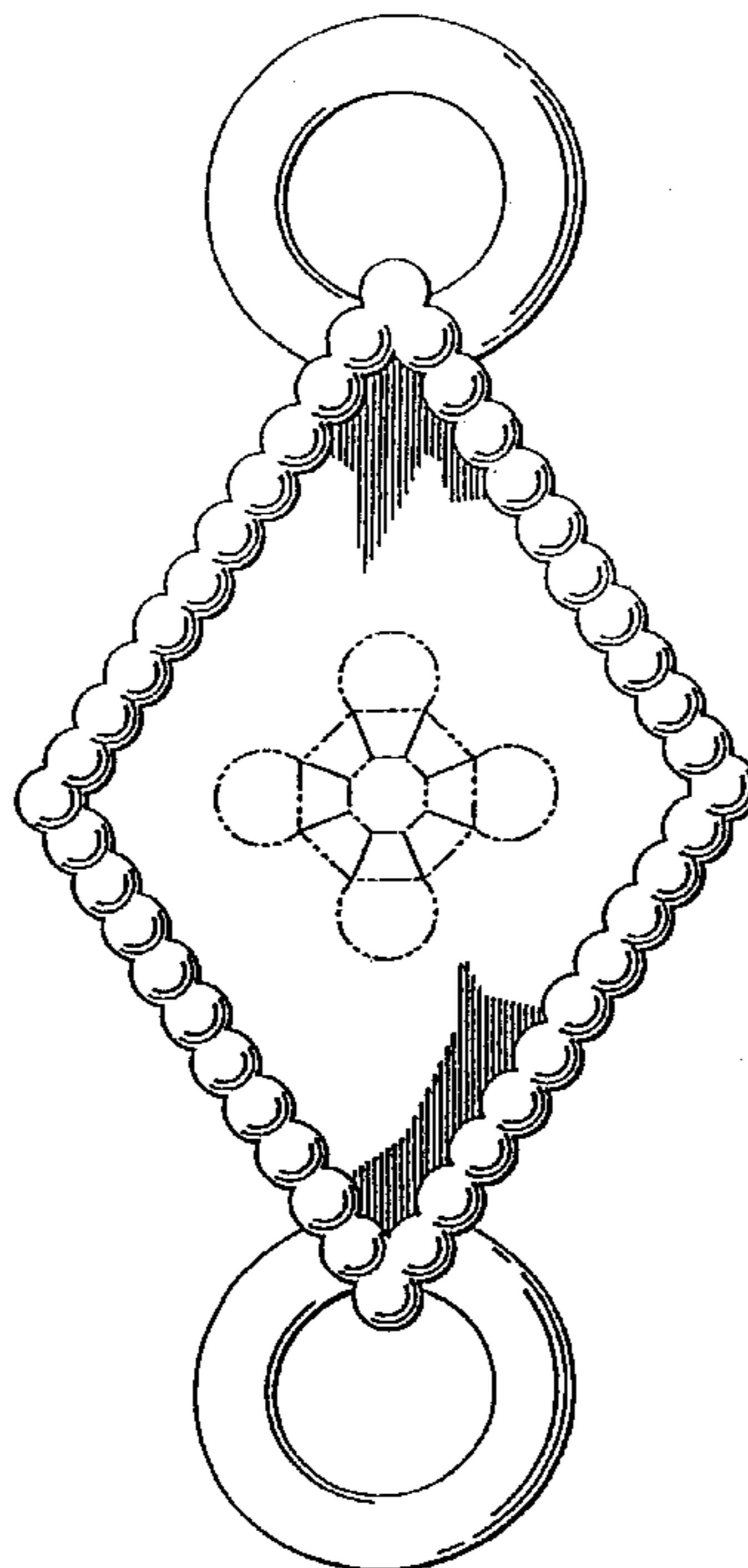
FIG. 3 is a left side elevational view thereof;

FIG. 4 is a bottom end view thereof;

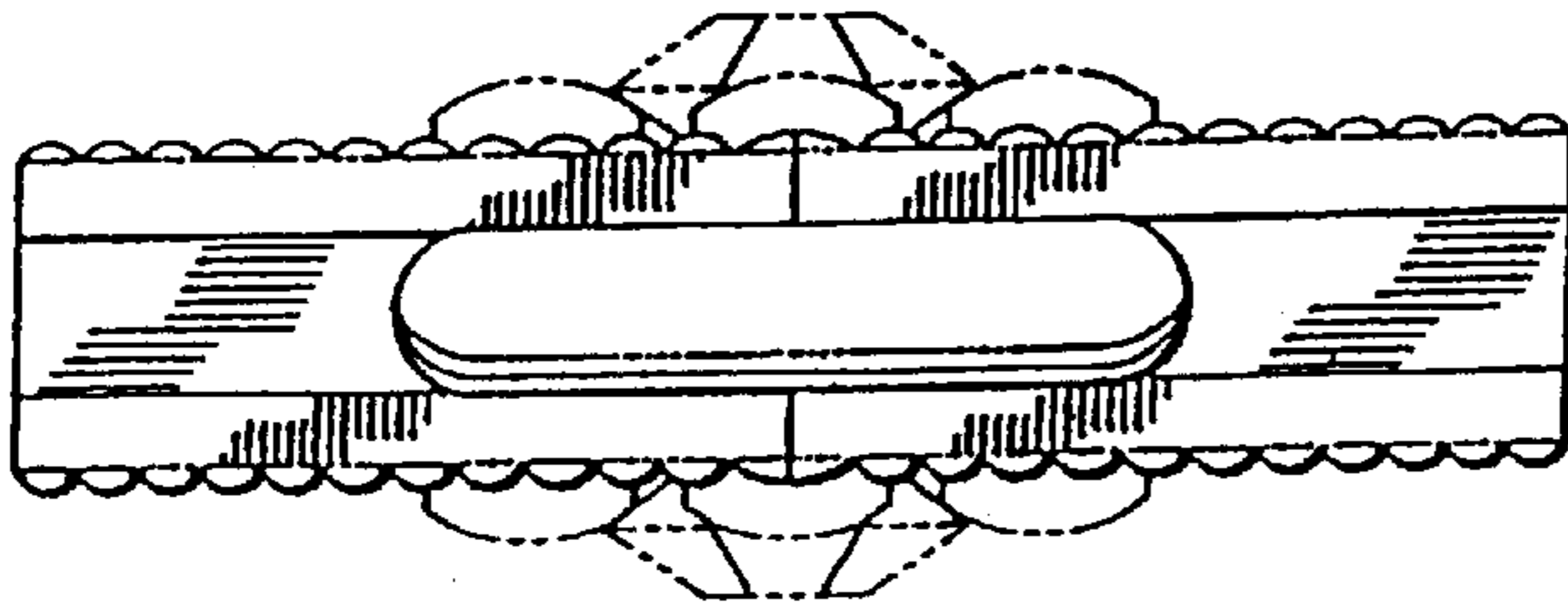
FIG. 5 is a bottom plan view thereof; and,

FIG. 6 is a right side elevational view thereof.

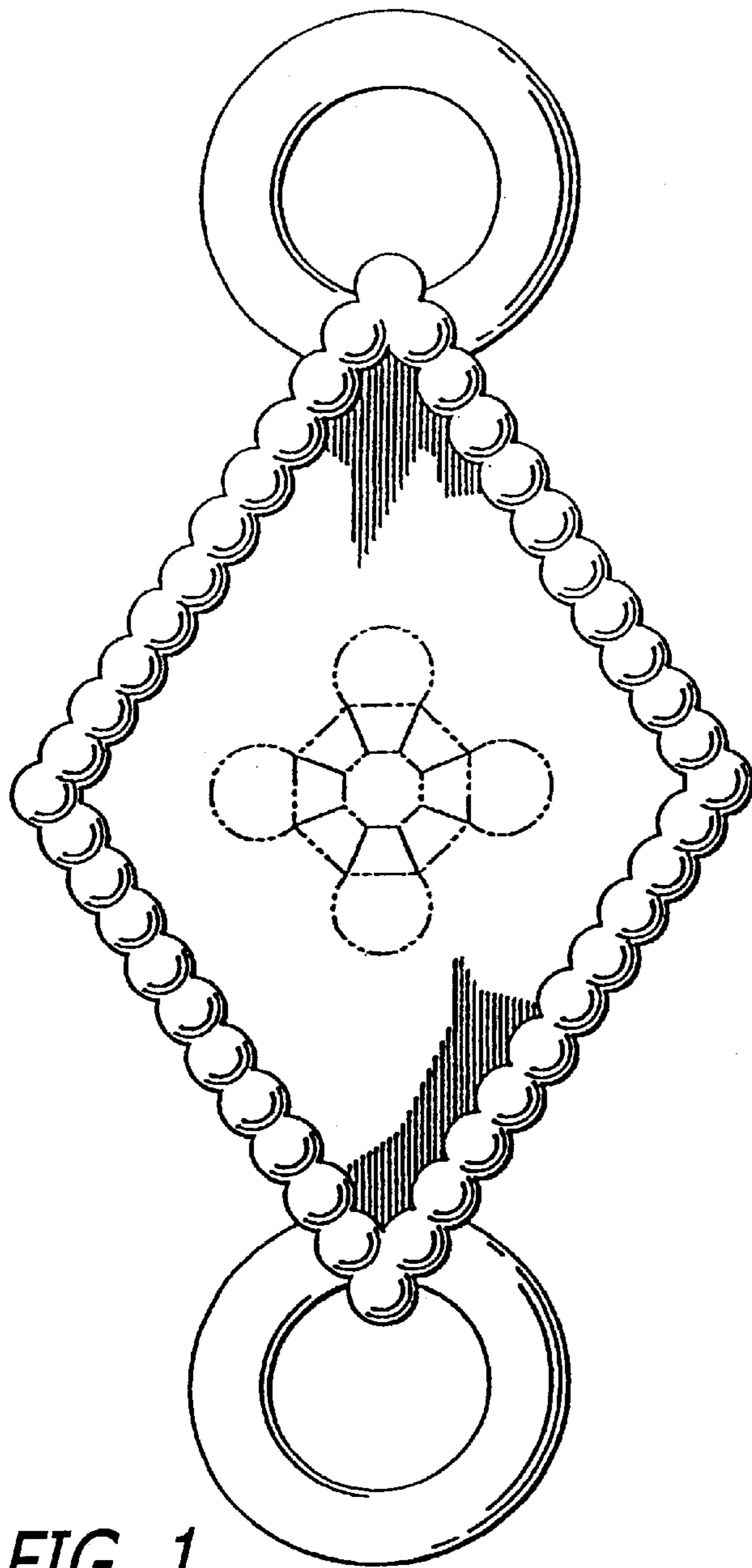
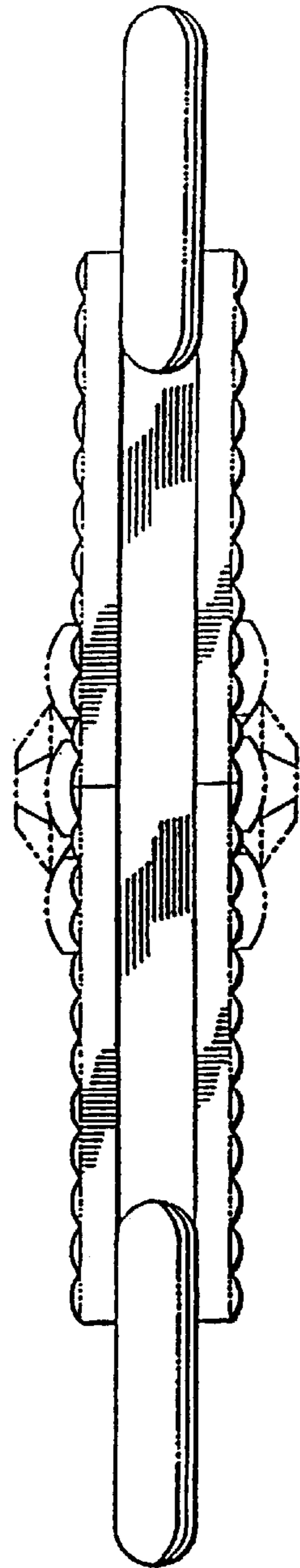
**1 Claim, 2 Drawing Sheets**



*FIG. 3*



*FIG. 2*



*FIG. 1*

FIG. 5

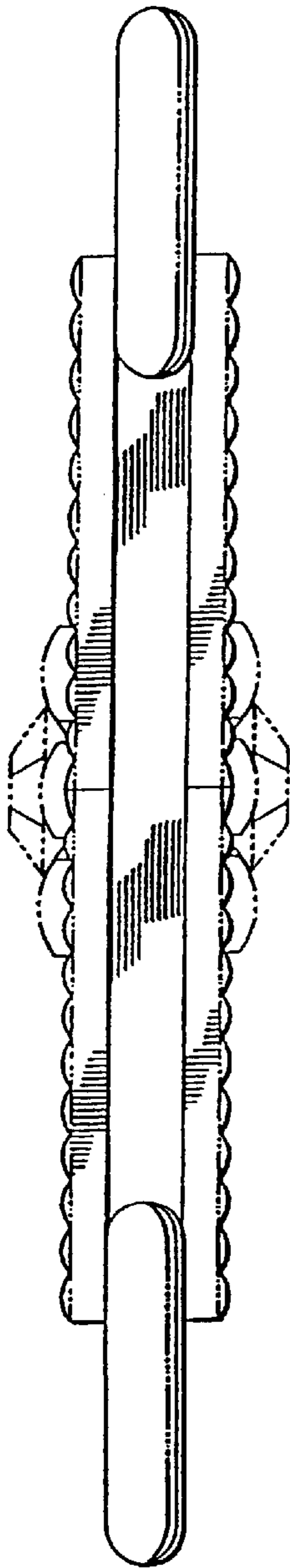
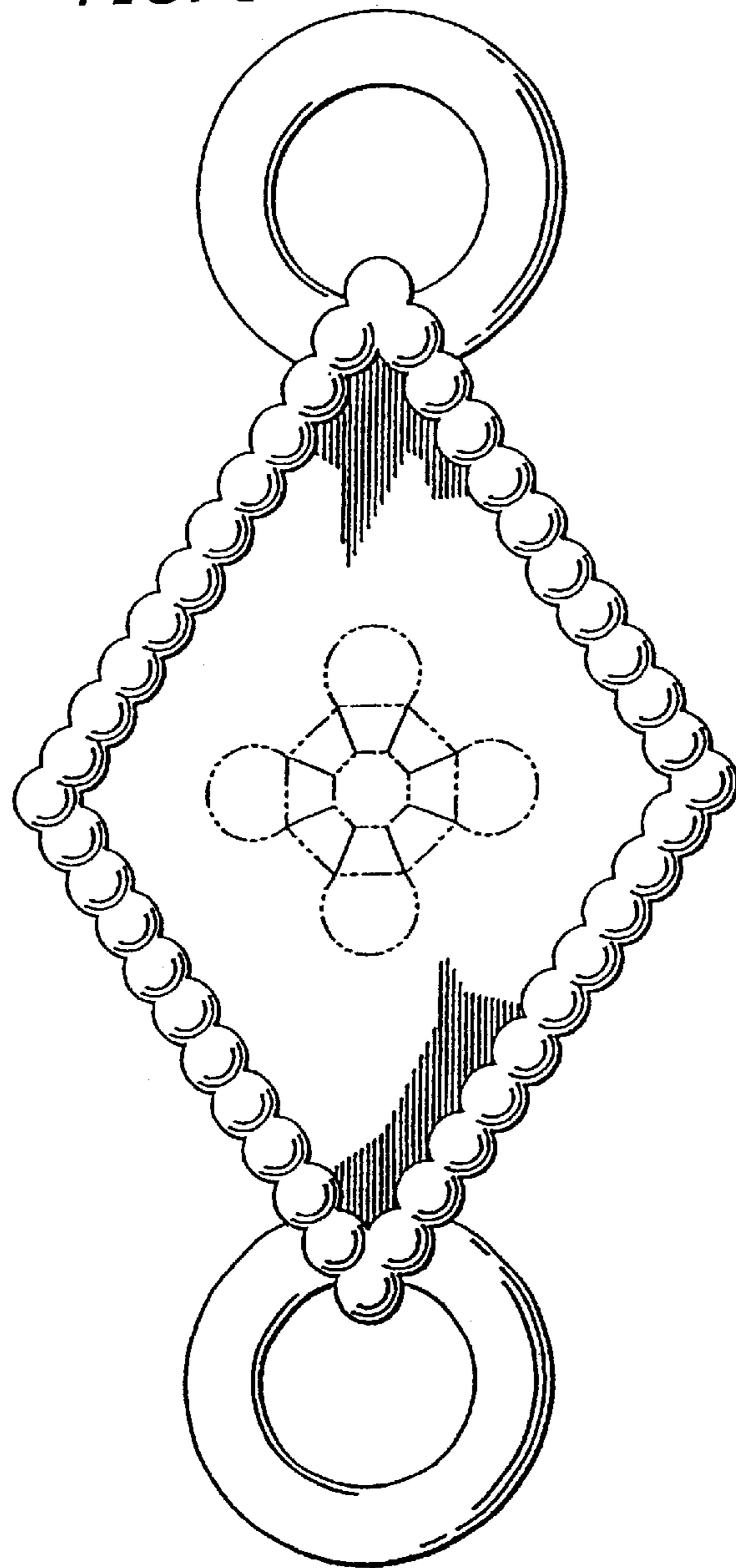


FIG. 4

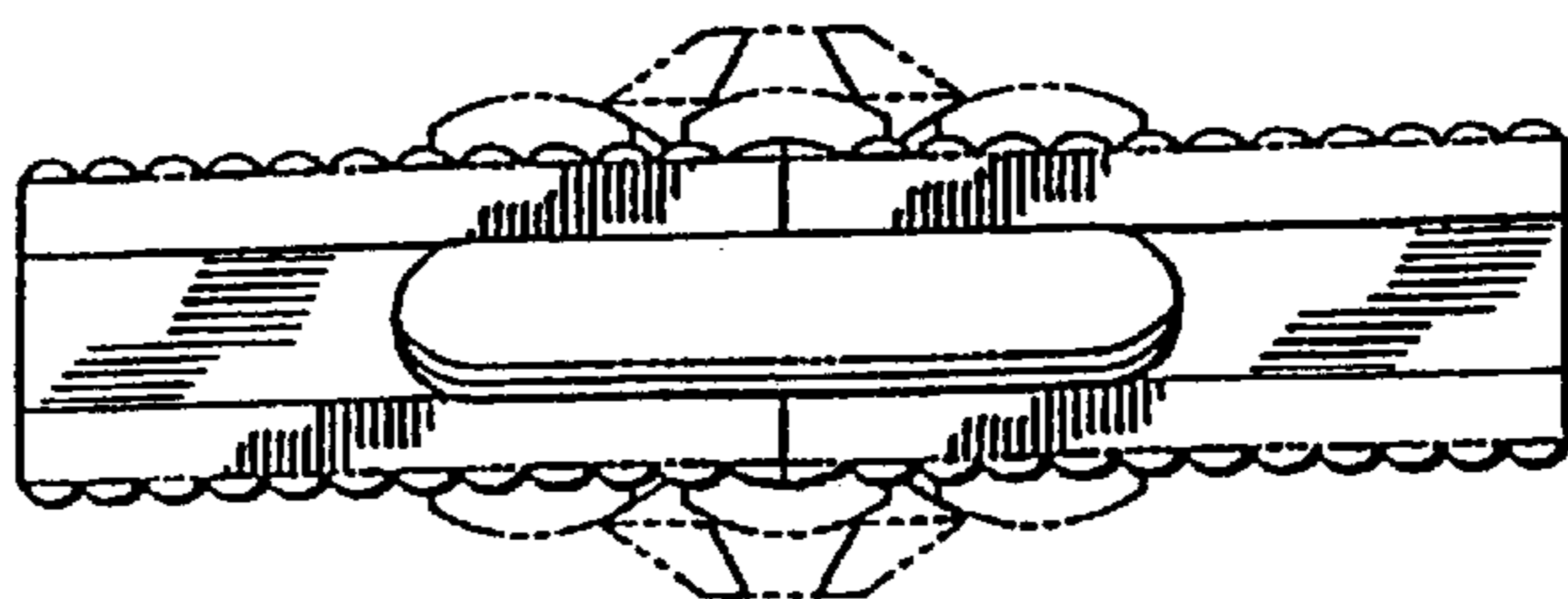


FIG. 6