



US00D476255S

(12) **United States Design Patent**  
**Jordan**

(10) **Patent No.:** **US D476,255 S**

(45) **Date of Patent:** **\*\* Jun. 24, 2003**

(54) **PENDANT**

(76) Inventor: **Ellen K. Jordan**, 300 Winston Dr., Apt.  
2319, Cliffside Park, NJ (US)  
07010-3227

(\*\*) Term: **14 Years**

(21) Appl. No.: **29/160,811**

(22) Filed: **May 16, 2002**

(51) **LOC (7) Cl.** ..... **11-01**

(52) **U.S. Cl.** ..... **D11/82; D11/52**

(58) **Field of Search** ..... D11/1, 2, 40, 43-52,  
D11/54, 55, 57, 58, 61, 65, 66, 67, 75,  
79-83, 95-102, 107, 110, 116; 63/13, 18,  
19, 20, 23; 70/456 B, 456 R

(56) **References Cited**

**U.S. PATENT DOCUMENTS**

D36,582 S	*	10/1903	Welch	.....	D11/52
D39,259 S	*	4/1908	Kollmar	.....	D11/47
D39,280 S	*	4/1908	Keller	.....	D11/82
D247,888 S	*	5/1978	Krecic	.....	D11/82
D251,715 S	*	5/1979	Fishman	.....	D11/52
D437,250 S	*	2/2001	Hull et al.	.....	D11/82

\* cited by examiner

*Primary Examiner*—Ralf Seifert

(74) *Attorney, Agent, or Firm*—Arnold D. Litt


(57) **CLAIM**

The ornamental design for a pendant, as shown and described.

**DESCRIPTION**

FIG. 1 Front Perspective View of pendant  
 FIG. 2 Front Perspective View of pendant  
 FIG. 3 Rear Perspective View of pendant  
 FIG. 4 Left Side Perspective View of pendant  
 FIG. 5 Right Side Perspective View of pendant  
 FIG. 6 Top Perspective View of pendant  
 FIG. 7 Bottom Perspective View of pendant  
 FIG. 8 Front Perspective View of pendant  
 FIG. 9 Front Perspective View of pendant  
 FIG. 10 Rear Perspective View of pendant  
 FIG. 11 Left Side Perspective View of pendant  
 FIG. 12 Right Side Perspective View of endant  
 FIG. 13 Top Perspective View of pendant; and,  
 FIG. 14 Bottom Perspective View of pendant.  
 It being understood that the broken lines are for illustrative purposes only.

**1 Claim, 4 Drawing Sheets**






FIG. 1




FIG. 2



FIG. 4




FIG. 3



FIG. 5




FIG. 7




FIG. 6

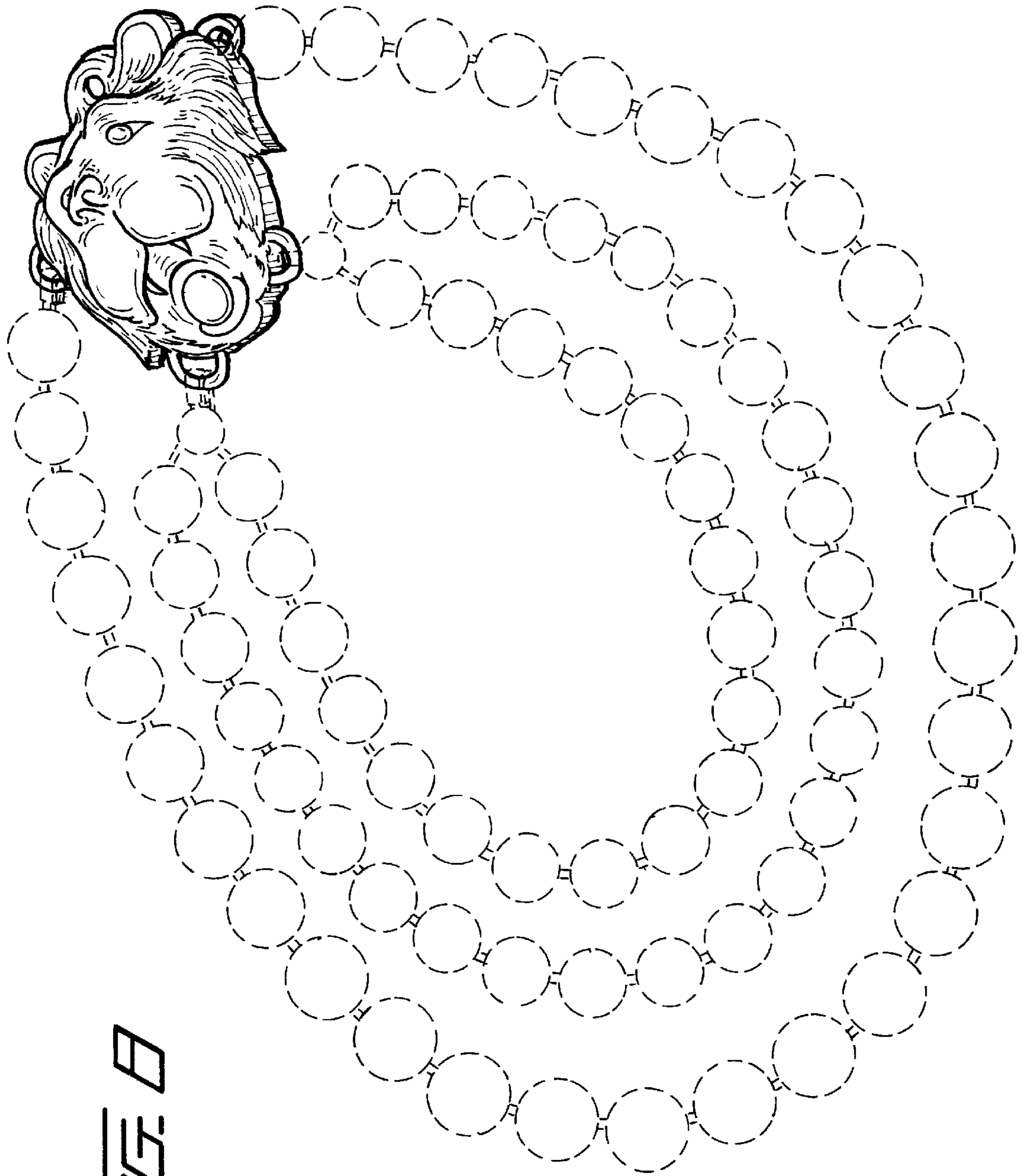


FIG. 8




FIG. 9



FIG. 11




FIG. 10



FIG. 12




FIG. 14

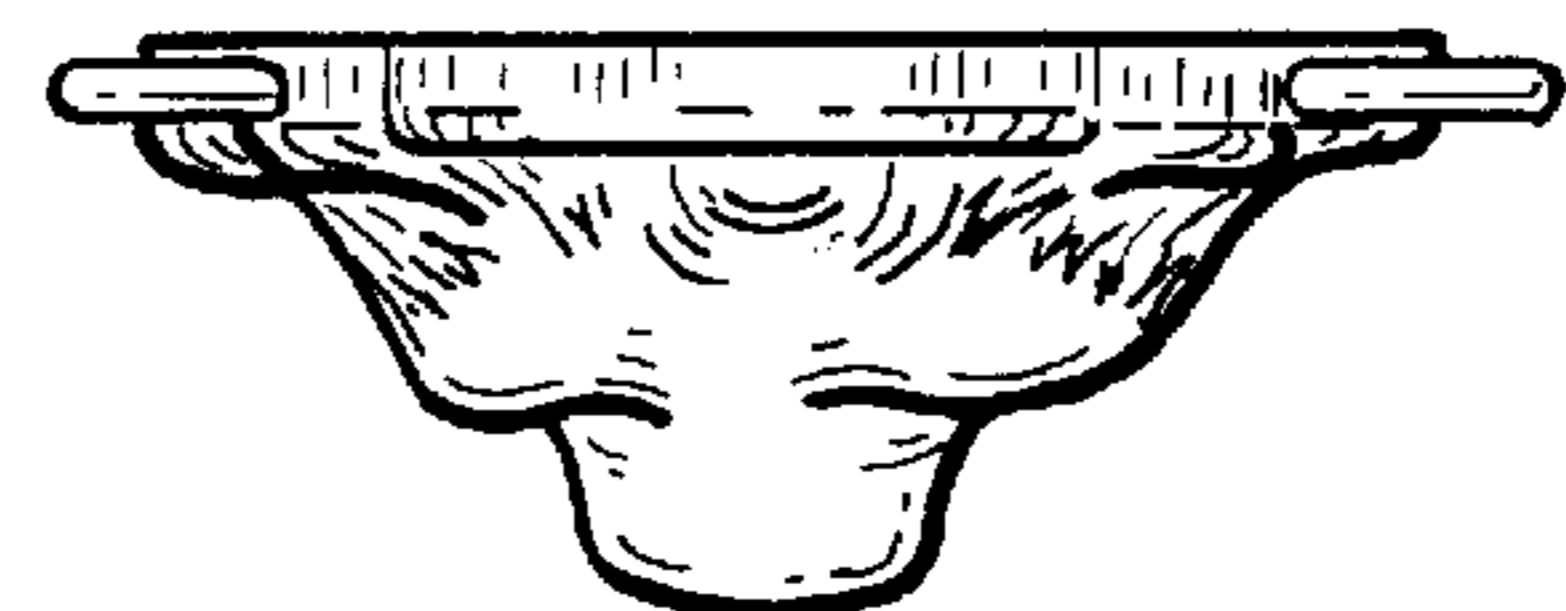


FIG. 13