



US00D476234S

(12) **United States Design Patent**
Steele, IV et al.

(10) **Patent No.:** **US D476,234 S**
(45) **Date of Patent:** **** Jun. 24, 2003**

(54) **TOP PORTION OF A LIQUID DISPENSER**

(75) Inventors: **William E. Steele, IV**, Fort Worth, TX (US); **Phillip D. Livingston**, Dallas, TX (US); **Clarence D. Zierhut**, Garland, TX (US)

(73) Assignee: **Remington Health Products, L.L.C.**, Fort Worth, TX (US)

(**) Term: **14 Years**

(21) Appl. No.: **29/159,930**

(22) Filed: **Apr. 29, 2002**

(51) **LOC (7) Cl.** **09-01**

(52) **U.S. Cl.** **D9/516; D9/529; D9/530; D9/574**

(58) **Field of Search** D9/516, 530-531, D9/537-543, 552, 557-558, 565, 570, 574-575; 215/381-385, 396, 398, 400, 12.1, 12.2

(56) **References Cited**

U.S. PATENT DOCUMENTS

525,753	A	9/1894	Turner	
526,772	A	10/1894	Dickerson	
D97,400	S	* 11/1935	Lewis	D9/539
D177,570	S	* 5/1956	James	D7/612
D188,297	S	* 6/1960	Pedrick, III	D9/539
D231,083	S	* 4/1974	Campbell	D9/542
D234,250	S	* 2/1975	Holzaepfel	D9/540
D234,914	S	* 4/1975	Morgan	D9/560
4,150,761	A	4/1979	Collins	
4,230,230	A	10/1980	Mumford	
4,273,247	A	6/1981	Earls	
D276,592	S	12/1984	Cox	
D285,659	S	* 9/1986	Paulovich et al.	D9/574
4,834,251	A	5/1989	Yu	
4,998,649	A	* 3/1991	Thanisch	222/507
D340,867	S	11/1993	Martin	
5,544,768	A	8/1996	Gargione	

D376,541	S	12/1996	Gobe	
D378,193	S	2/1997	Gobe	
D378,662	S	4/1997	Gobe	
D379,930	S	6/1997	Gobe	
D381,271	S	7/1997	Paoloski	
D385,041	S	* 10/1997	Sanfilippo	D24/197
D392,390	S	* 3/1998	Chan et al.	D24/197
5,735,417	A	* 4/1998	Darr et al.	215/216
D399,756	S	* 10/1998	Lonczak et al.	D9/574
D423,107	S	* 4/2000	Brown et al.	D24/197
6,102,223	A	* 8/2000	Montgomery	215/216
D440,157	S	* 4/2001	Lichtman et al.	D9/539
D446,727	S	8/2001	Cummings	
D453,892	S	* 2/2002	Lindsay et al.	D7/596

OTHER PUBLICATIONS

U.S. patent application Ser. No. 29/159,914 filed Apr. 29, 2002, entitled *Liquid Dispenser* by Steele, et al.

* cited by examiner

Primary Examiner—Ted Shooman

Assistant Examiner—Carol Rademaker

(74) *Attorney, Agent, or Firm*—Fulbright & Jaworski LLP

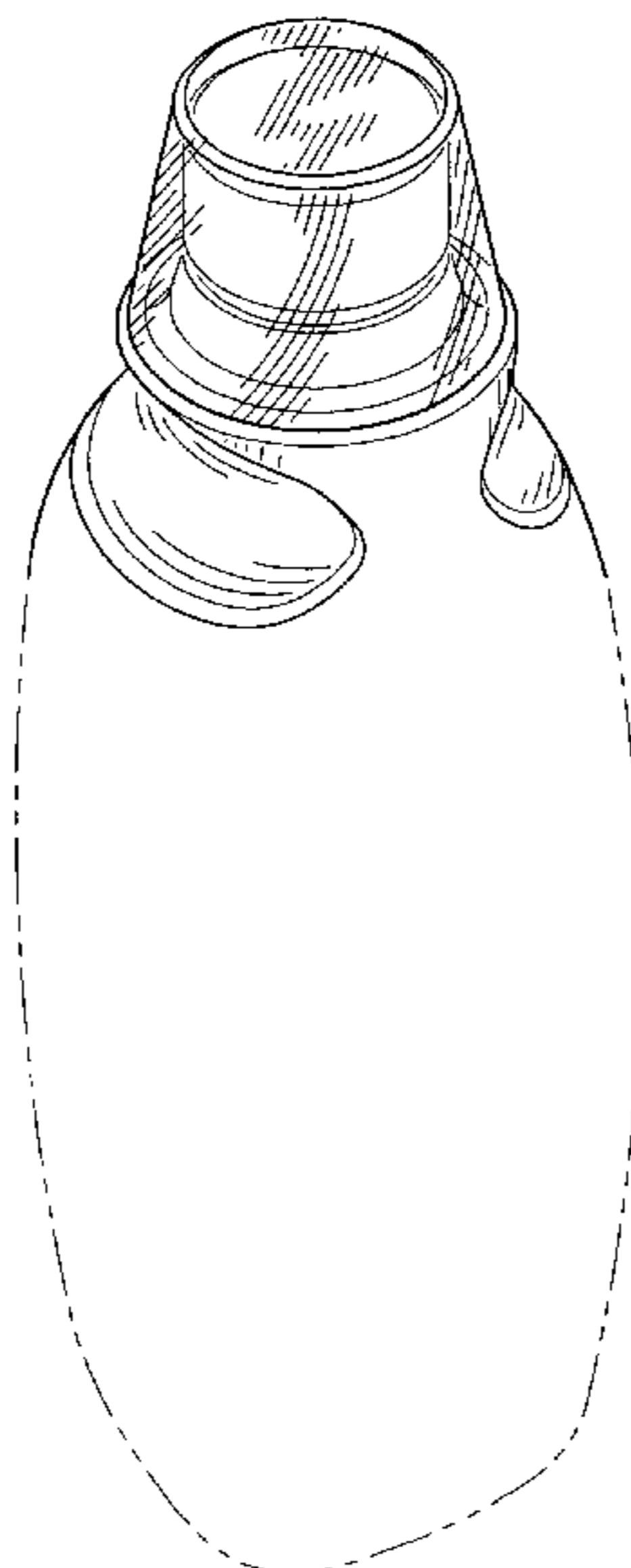
(57) **CLAIM**

The ornamental design for a top portion of a liquid dispenser, as shown and described.

DESCRIPTION

FIG. 1 is a perspective view of the ornamental design of a top portion of a liquid dispenser showing our new design. FIG. 2 is a front view of the top portion of the liquid dispenser; FIG. 3 is a side view of the top portion of the liquid dispenser; and, FIG. 4 is a top view of the top portion of the liquid dispenser. The broken lines shown in FIGS. 1-4 are for environmental purposes only and form no part of the claimed design.

1 Claim, 1 Drawing Sheet



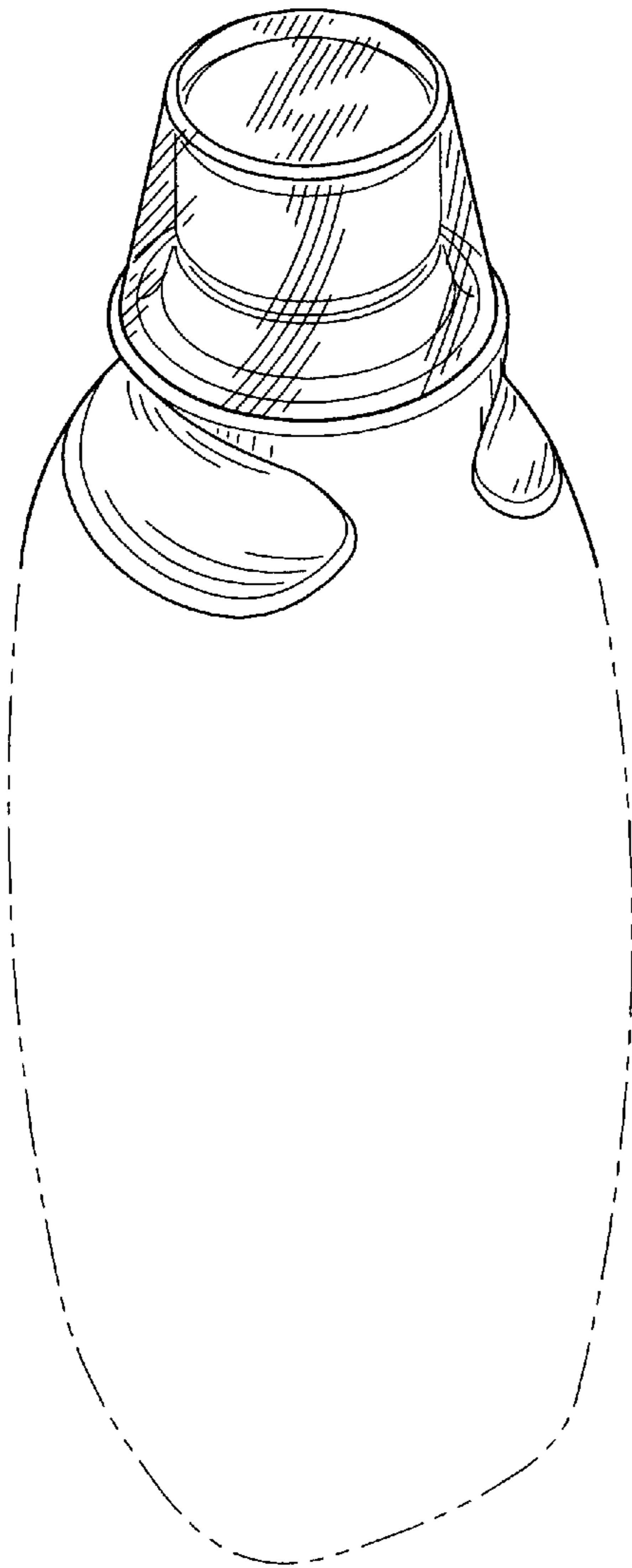


FIG. 1

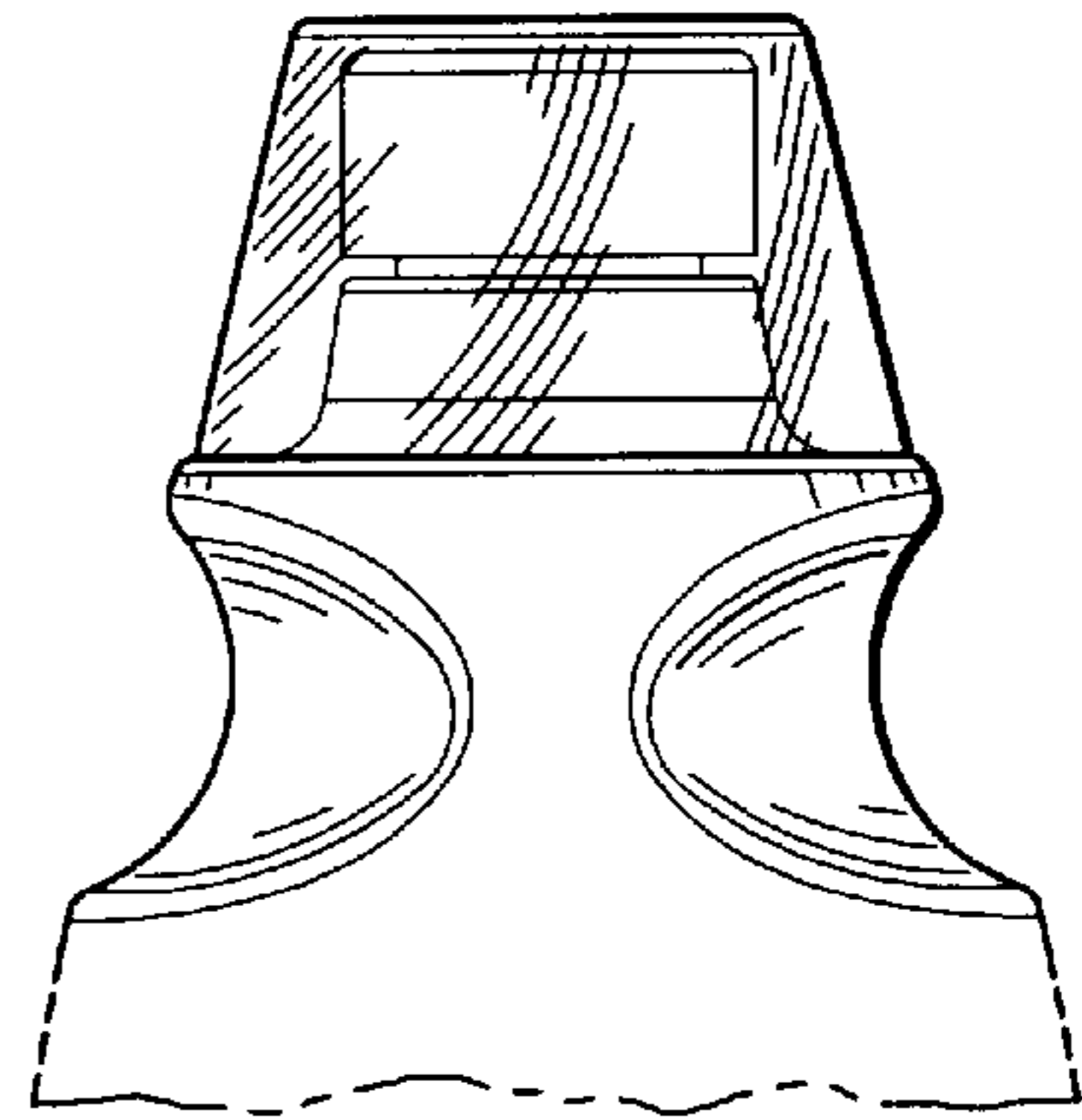


FIG. 2

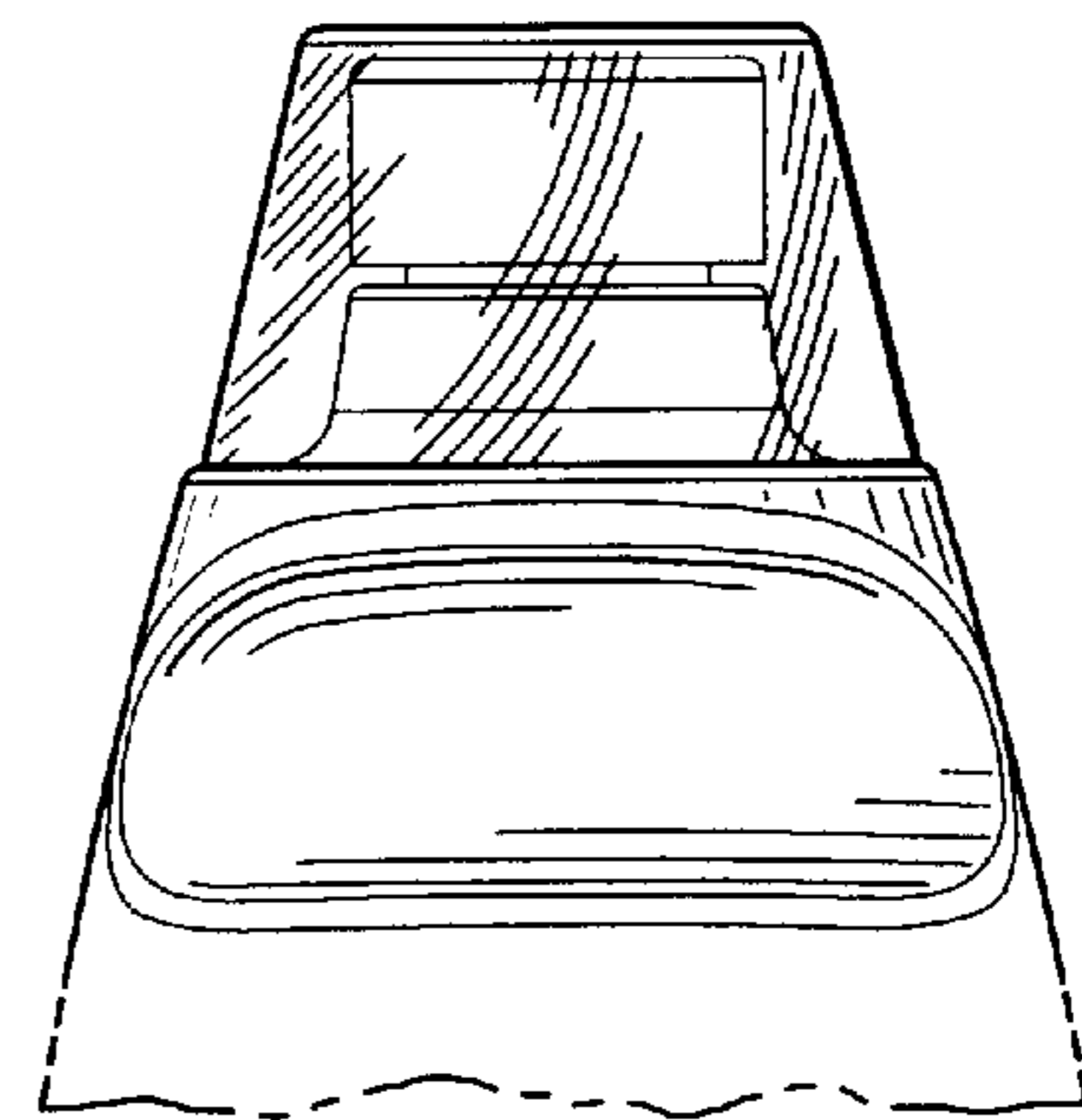


FIG. 3

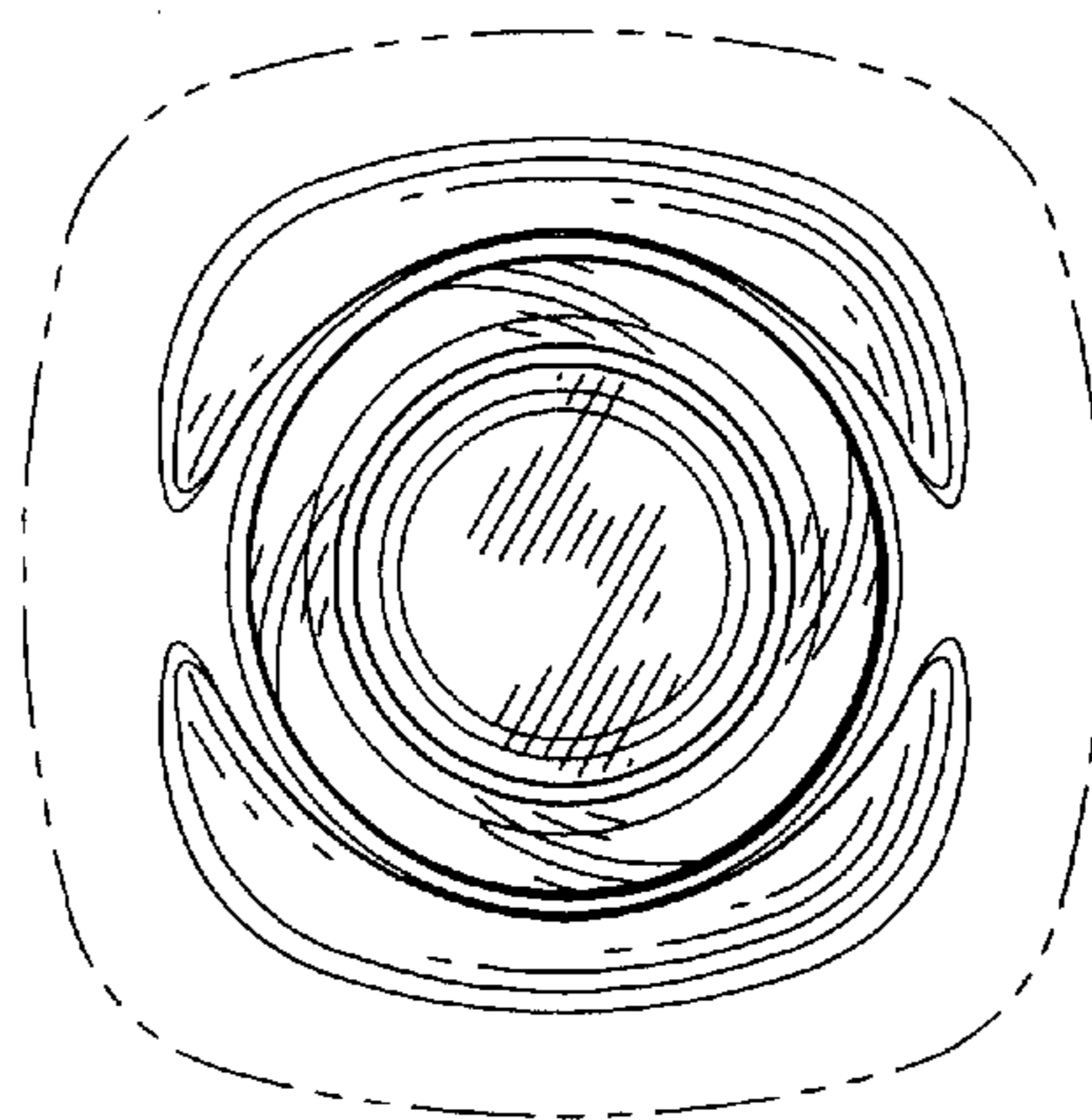


FIG. 4