



US00D476194S

(12) **United States Design Patent**
Wellner

(10) **Patent No.:** **US D476,194 S**

(45) **Date of Patent:** **** Jun. 24, 2003**

(54) **TRAY**

(75) **Inventor:** **Lucie L. Wellner**, Pompey, NY (US)

(73) **Assignee:** **Syracuse China Company**, Syracuse, NY (US)

(**) **Term:** **14 Years**

(21) **Appl. No.:** **29/159,088**

(22) **Filed:** **Apr. 15, 2002**

(51) **LOC (7) Cl.** **01-01**

(52) **U.S. Cl.** **D7/554.3**

(58) **Field of Search** D7/500, 550.1, D7/587, 554.3, 554.2, 554.1, 558, 559, 462, 361, 584, 543, 396, 545; D11/155-156; 206/511, 557, 564, 574; 220/555, 574, 23.2, 505; 99/422; D9/342, 425

(56) **References Cited**

U.S. PATENT DOCUMENTS

D111,254 S * 9/1938 **Gugenheim** D7/354

D161,752 S * 1/1951 **Hart** D7/554.3

D190,246 S * 5/1961 **Quistgaard** D7/554.3

D191,123 S * 8/1961 **Jones** D7/554.3

D192,375 S * 3/1962 **Laughlin** D7/586

D316,011 S * 4/1991 **Guy** D7/586

* cited by examiner

Primary Examiner—Charles A. Rademaker

(74) *Attorney, Agent, or Firm*—Emch, Schaffer, Schaub & Porcello Co., L.P.A.

(57) **CLAIM**

The ornamental design for a tray, as shown and described.


DESCRIPTION

FIG. 1 is a top view of a tray according to the present design; FIG. 2 is a front elevational view thereof; the back elevational view being the same;

FIG. 3 is bottom perspective view thereof; and,

FIG. 4 is a first side elevational view thereof; the second side elevational view being the same.

1 Claim, 3 Drawing Sheets



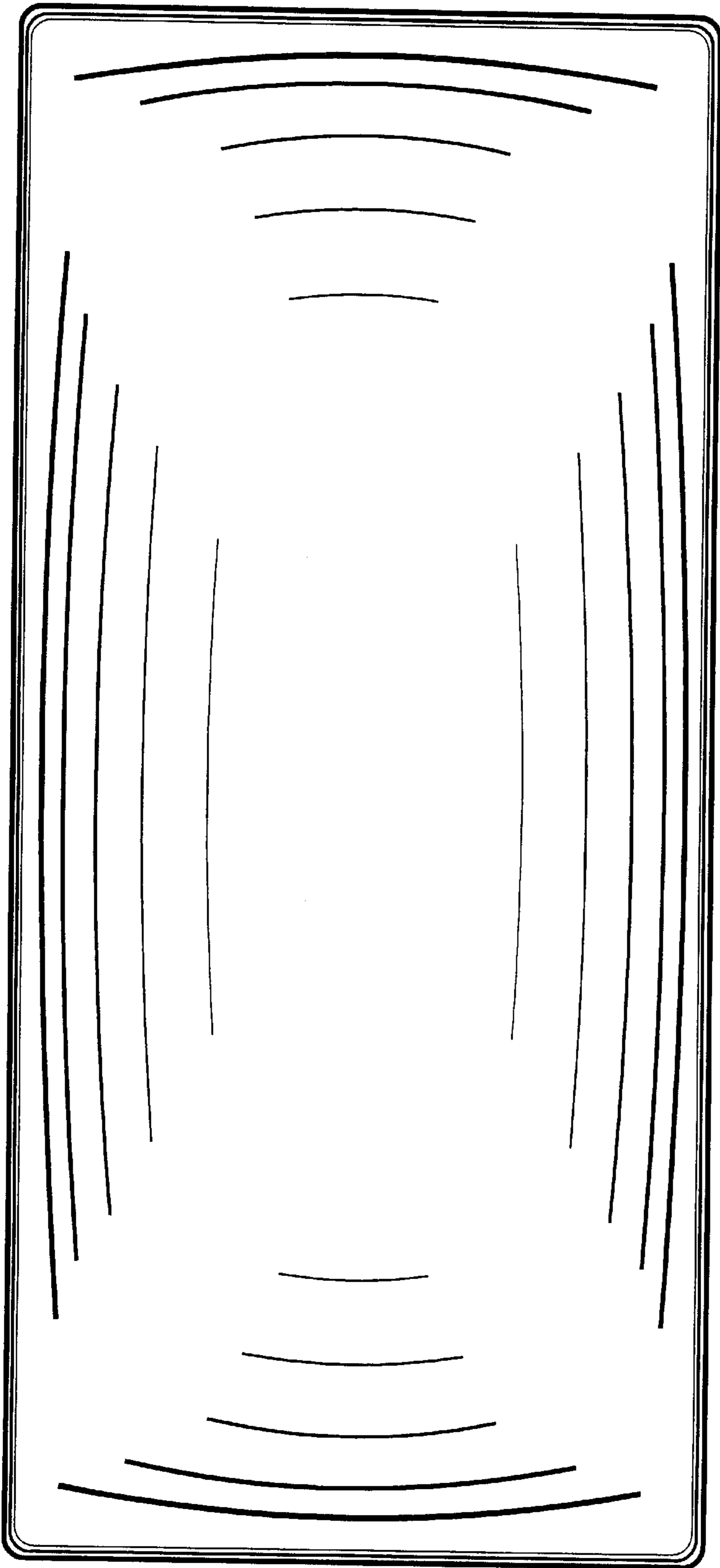


FIG. 1



FIG. 2

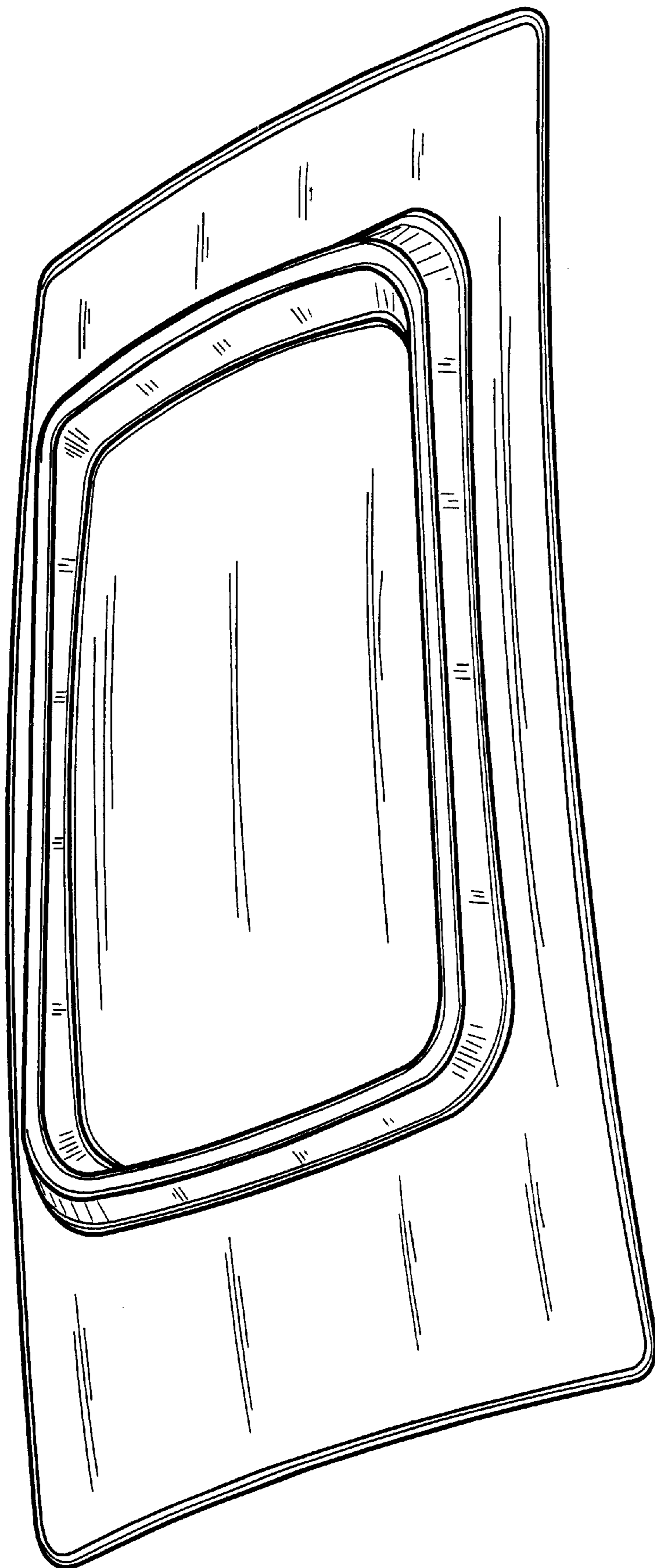


FIG. 3

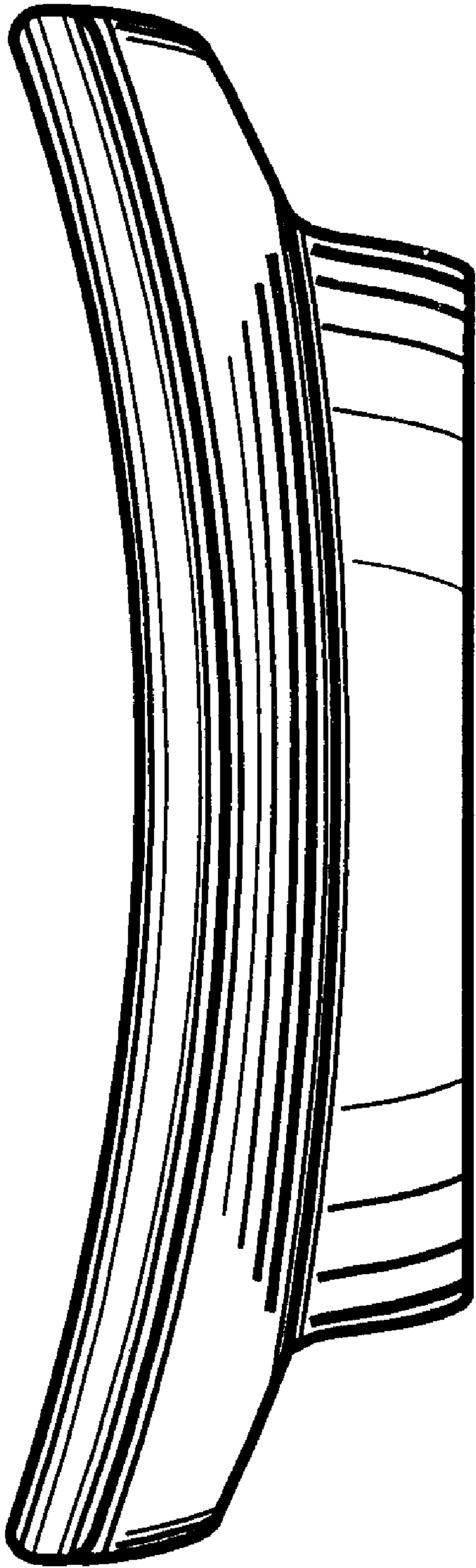


FIG. 4