



US00D476185S

(12) **United States Design Patent**
Siegal

(10) **Patent No.:** **US D476,185 S**

(45) **Date of Patent:** **** Jun. 24, 2003**

(54) **INFLATABLE LUMBAR PILLOW**

(76) Inventor: **Mitchell Siegal**, 14095 Banded
Raccoon Dr., Palm Beach Gardens, FL
(US) 33418

(**) Term: **14 Years**

(21) Appl. No.: **29/154,556**

(22) Filed: **Jan. 25, 2002**

(51) **LOC (7) Cl.** **06-09**

(52) **U.S. Cl.** **D6/601**

(58) **Field of Search** D6/356, 595, 596,
D6/597, 598, 601, 604, 611, 612, 630,
632, 633, 636, 637, 638, 640, 644, 652,
652.1, 653, 654, 655, 655.3, 655.4, 655.5,
655.9, 656, 657.5, 907, 945; 224/153, 155,
584, 907; 297/129, 180.11, 188.2, 188.12,
195.1, 199, 219.1, 225, 228.1, 229, 452.41;
D24/183

(56) **References Cited**

U.S. PATENT DOCUMENTS

3,161,436	A	*	12/1964	Hood	D24/183
3,566,423	A	*	3/1971	Reinfeldt	5/653
D245,137	S	*	7/1977	Benn	D6/596
4,403,356	A	*	9/1983	Urai	5/655.9
4,726,086	A	*	2/1988	McEvoy	5/655.9
4,755,411	A	*	7/1988	Wing et al.	5/655.9
4,837,881	A	*	6/1989	Kondo et al.	5/653
4,893,873	A	*	1/1990	Iwamoto et al.	5/653

D308,613	S	*	6/1990	Clark et al.	D6/601
D349,475	S	*	8/1994	Mocur	D6/601
D363,186	S	*	10/1995	Reaves	D6/596
D375,222	S	*	11/1996	Bonaddio et al.	D6/596
5,850,645	A	*	12/1998	Ogawa et al.	5/653
6,226,819	B1	*	5/2001	Ogawa et al.	5/653
D447,805	S	*	9/2001	Siegal	D24/183

* cited by examiner

Primary Examiner—Doris V. Coles

Assistant Examiner—T. Chase Nelson

(74) *Attorney, Agent, or Firm*—McHale & Slavin, P.A.

(57) **CLAIM**

The ornamental design for an inflatable lumbar pillow, as shown and described.

DESCRIPTION

FIG. 1 is a perspective view of the inflatable lumbar pillow, taken from the front and left;

FIG. 2 is a top plan view of the inflatable lumbar pillow of FIG. 1;

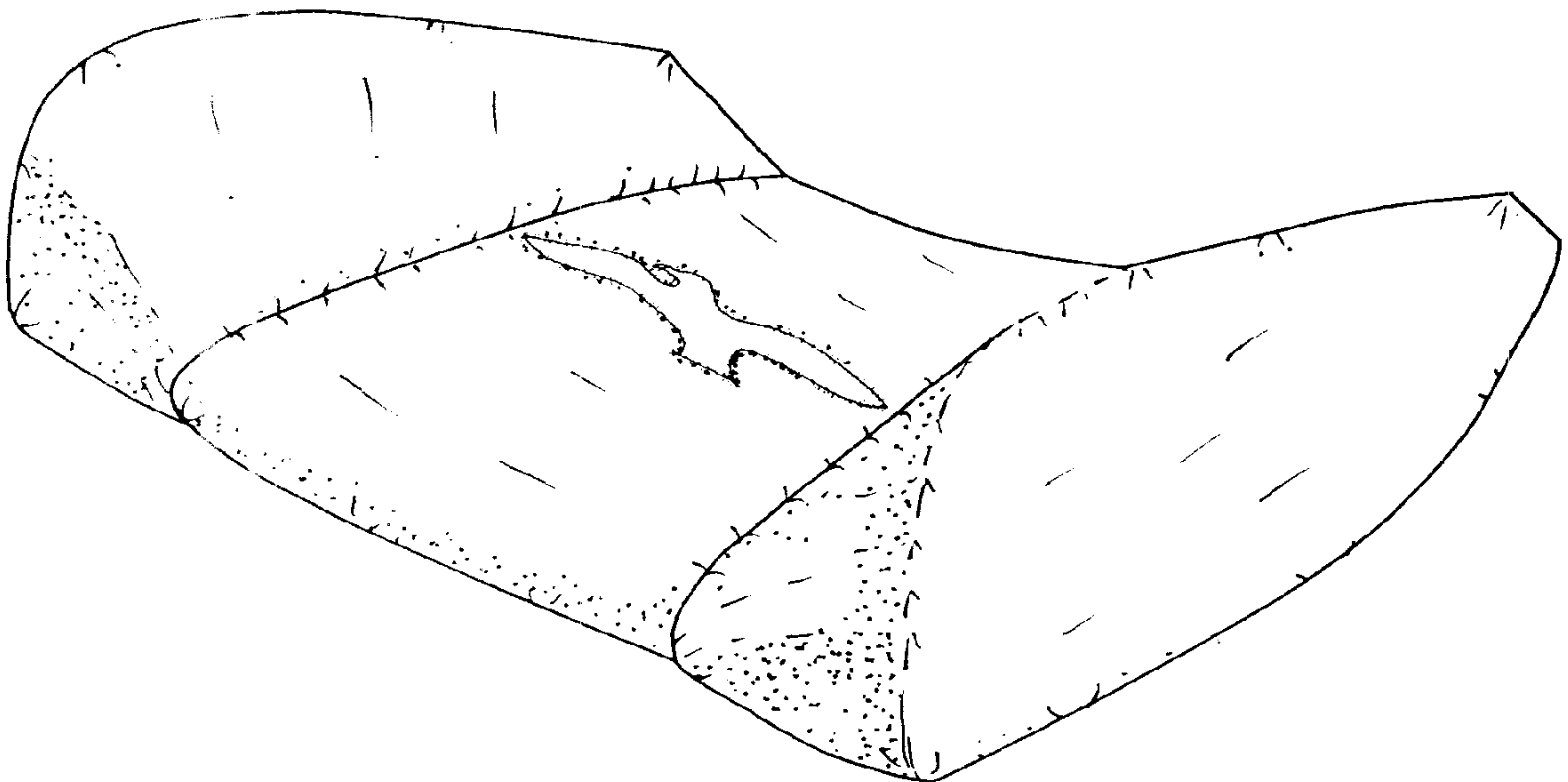
FIG. 3 is a front elevational view of the inflatable lumbar pillow of FIG. 1;

FIG. 4 is a rear view of the inflatable lumbar pillow of FIG. 1;

FIG. 5 is a bottom plan view of the inflatable lumbar pillow of FIG. 1; and,

FIG. 6 is a right side view of the inflatable lumbar pillow of FIG. 1, the opposite side being a mirror image thereof.

1 Claim, 3 Drawing Sheets



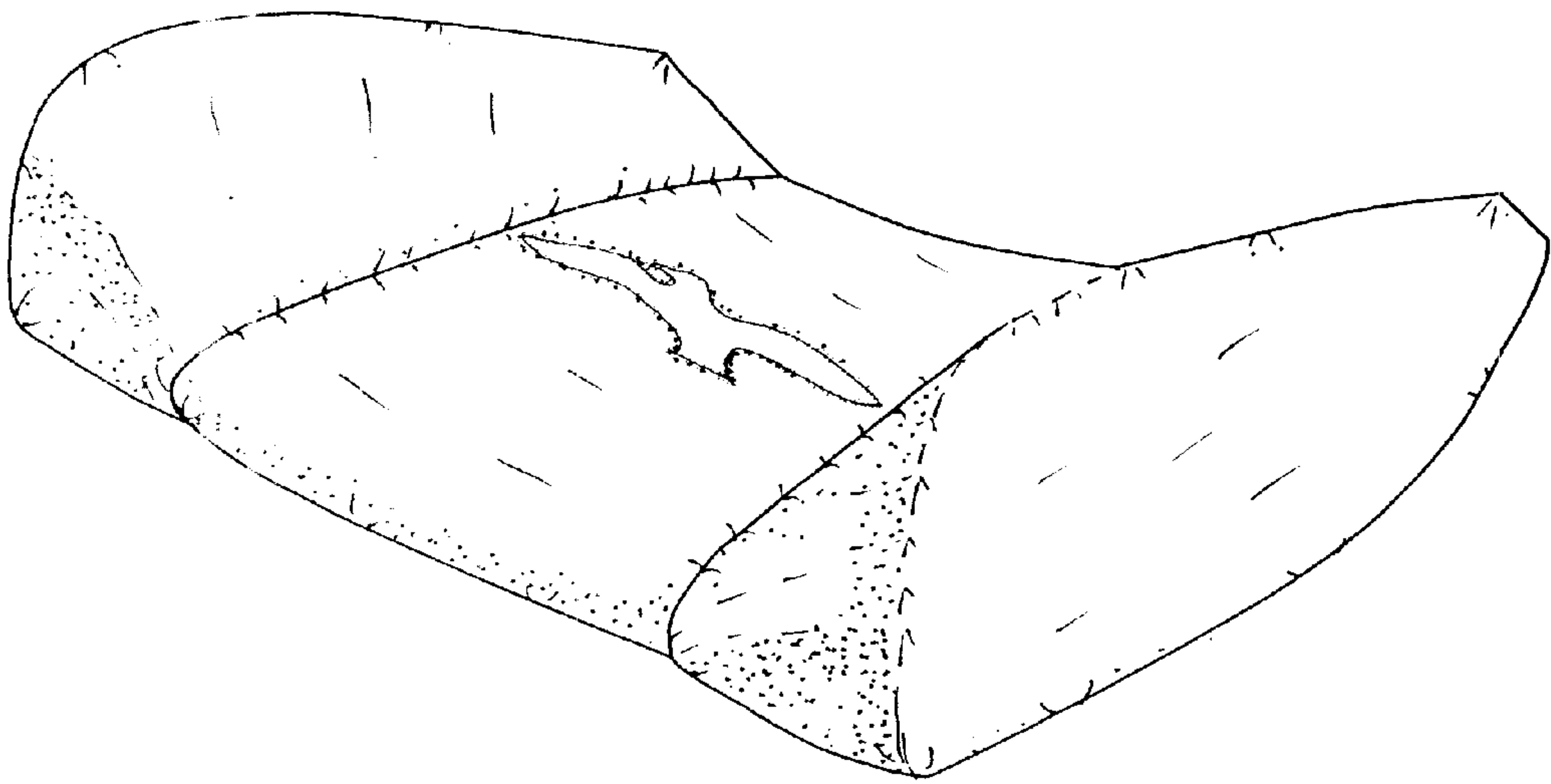


FIG. 1

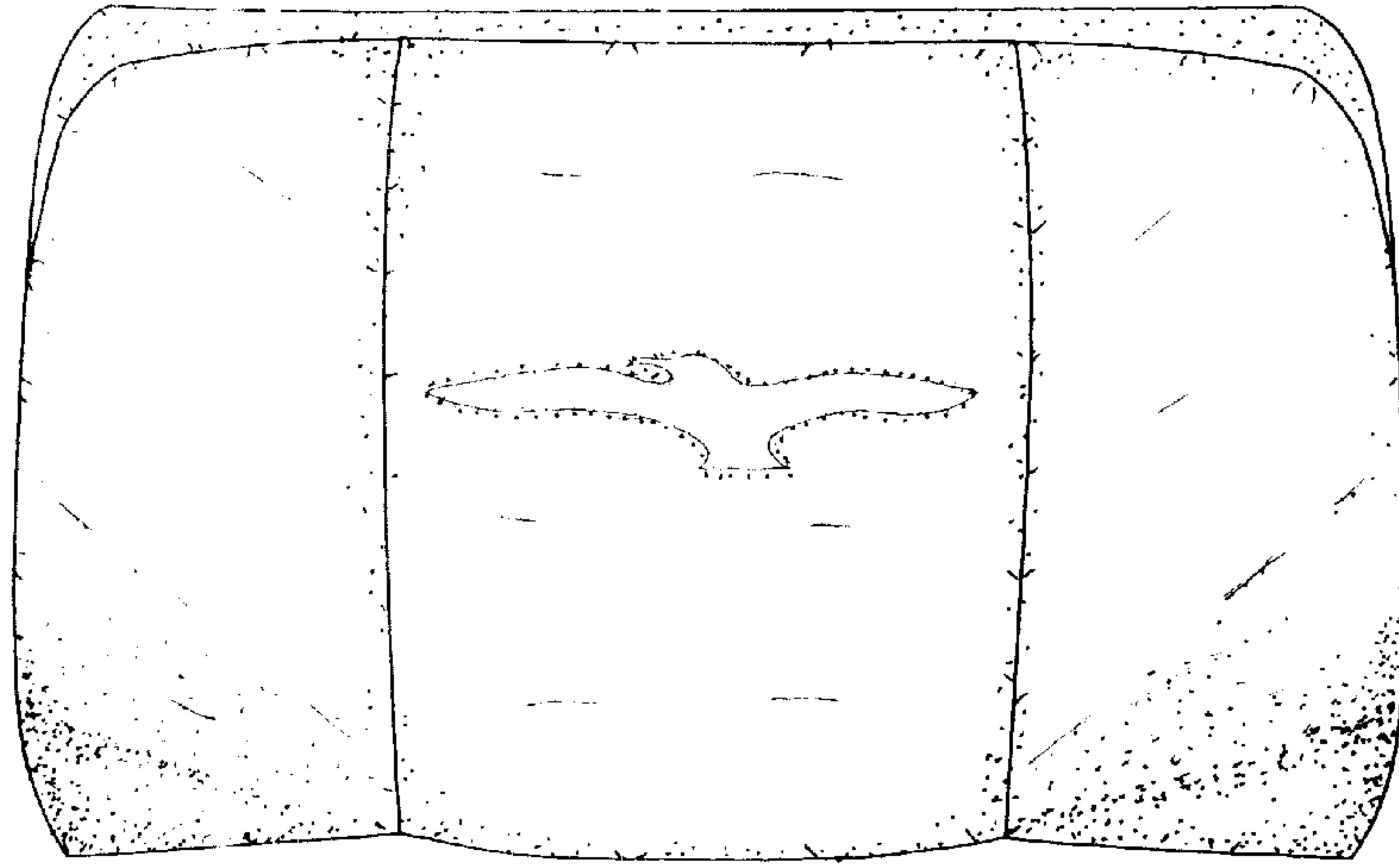


FIG. 2




FIG. 3




FIG. 4

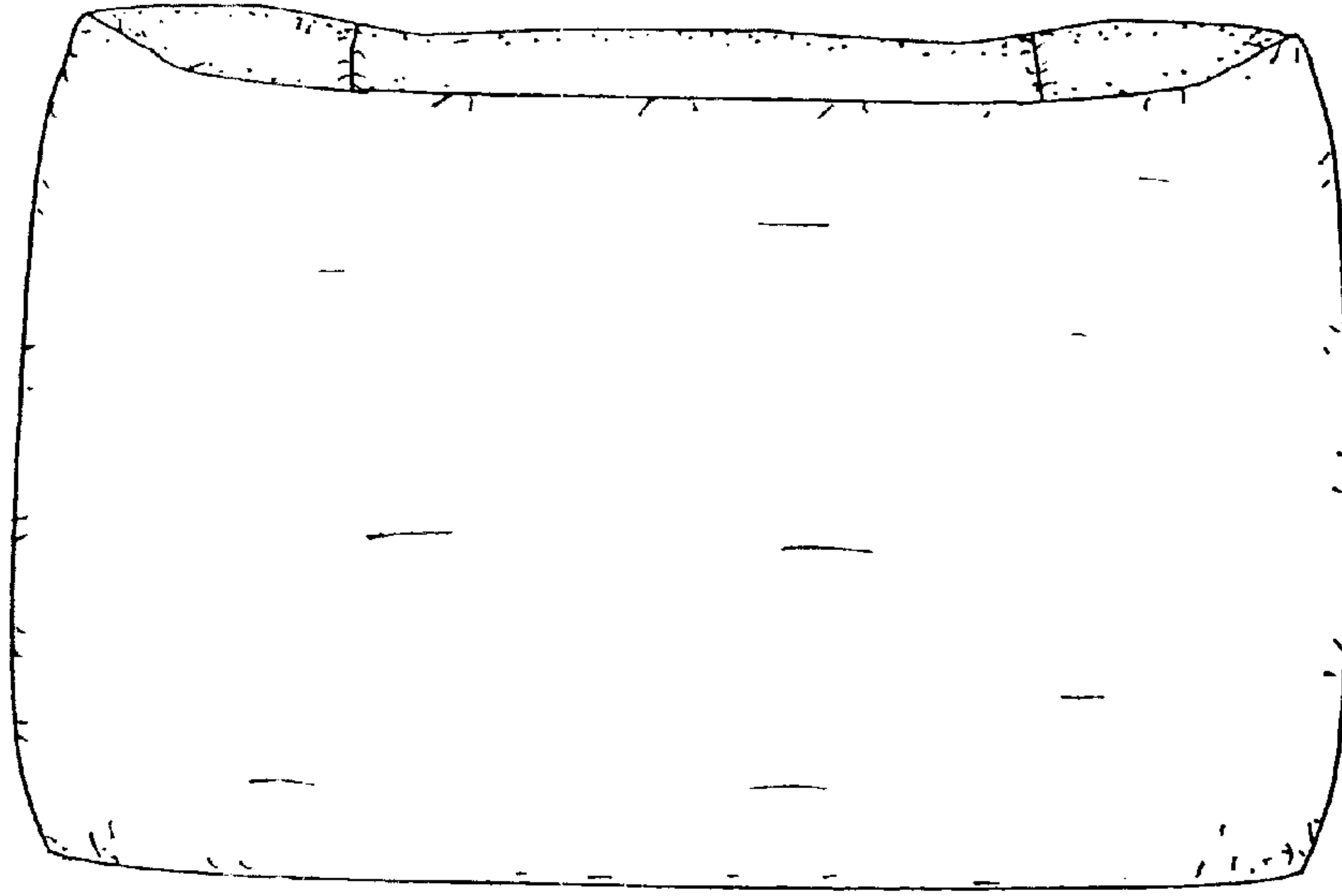


FIG. 5



FIG. 6