



US00D476176S

(12) **United States Design Patent**  
**Lenger**

(10) **Patent No.:** **US D476,176 S**

(45) **Date of Patent:** **\*\* Jun. 24, 2003**

- (54) **SIDEBOARD COMPONENT**
- (75) Inventor: **Sidney A. Lenger**, Kernersville, NC (US)
- (73) Assignee: **Schottenstein Stores Corporation**, Columbus, OH (US)
- (\*\*) Term: **14 Years**
- (21) Appl. No.: **29/168,851**
- (22) Filed: **Oct. 10, 2002**

D390,719 S	*	2/1998	Walters, III et al. ....	D6/438
D401,441 S	*	11/1998	Blaay .....	D6/438
D446,047 S		8/2001	Stone et al. ....	D6/445
D451,303 S		12/2001	Lee .....	D6/446
D459,112 S	*	6/2002	Keller .....	D6/446
D462,540 S		9/2002	Lenger .....	D6/441

\* cited by examiner

*Primary Examiner*—Cathron C. Brooks  
(74) *Attorney, Agent, or Firm*—Wood, Herron & Evans, LLP

**Related U.S. Application Data**

- (62) Division of application No. 29/162,077, filed on Jun. 7, 2002, which is a continuation of application No. 29/149,641, filed on Oct. 12, 2001, now Pat. No. Des. 462,540.
- (51) **LOC (7) Cl.** ..... **06-06**
- (52) **U.S. Cl.** ..... **D6/494; D6/509; D6/510**
- (58) **Field of Search** ..... D6/396, 432, 436-439, D6/445, 446, 448, 494, 509, 510; 312/114, 204, 224, 278, 348.4

**References Cited**

**U.S. PATENT DOCUMENTS**

D183,788 S	*	10/1958	Carter et al. ....	D6/446
D327,186 S		6/1992	Tarlow .....	D6/441
D388,635 S	*	1/1998	Mohundro .....	D6/438


(57) **CLAIM**

The ornamental design for a sideboard component, as shown and described.

**DESCRIPTION**

FIG. 1 is a front elevational view of a sideboard component showing my new design;  
 FIG. 2 is a right-side elevational view thereof, with the left-side elevational view being a mirror image of FIG. 2;  
 FIG. 3 is a rear elevational view thereof;  
 FIG. 4 is a top plan view thereof; and,  
 FIG. 5 is a bottom plan view thereof.  
 The broken lines shown in the figures are for illustrative purposes only and form no part of the claimed sideboard component design.

**1 Claim, 4 Drawing Sheets**






FIG. 1

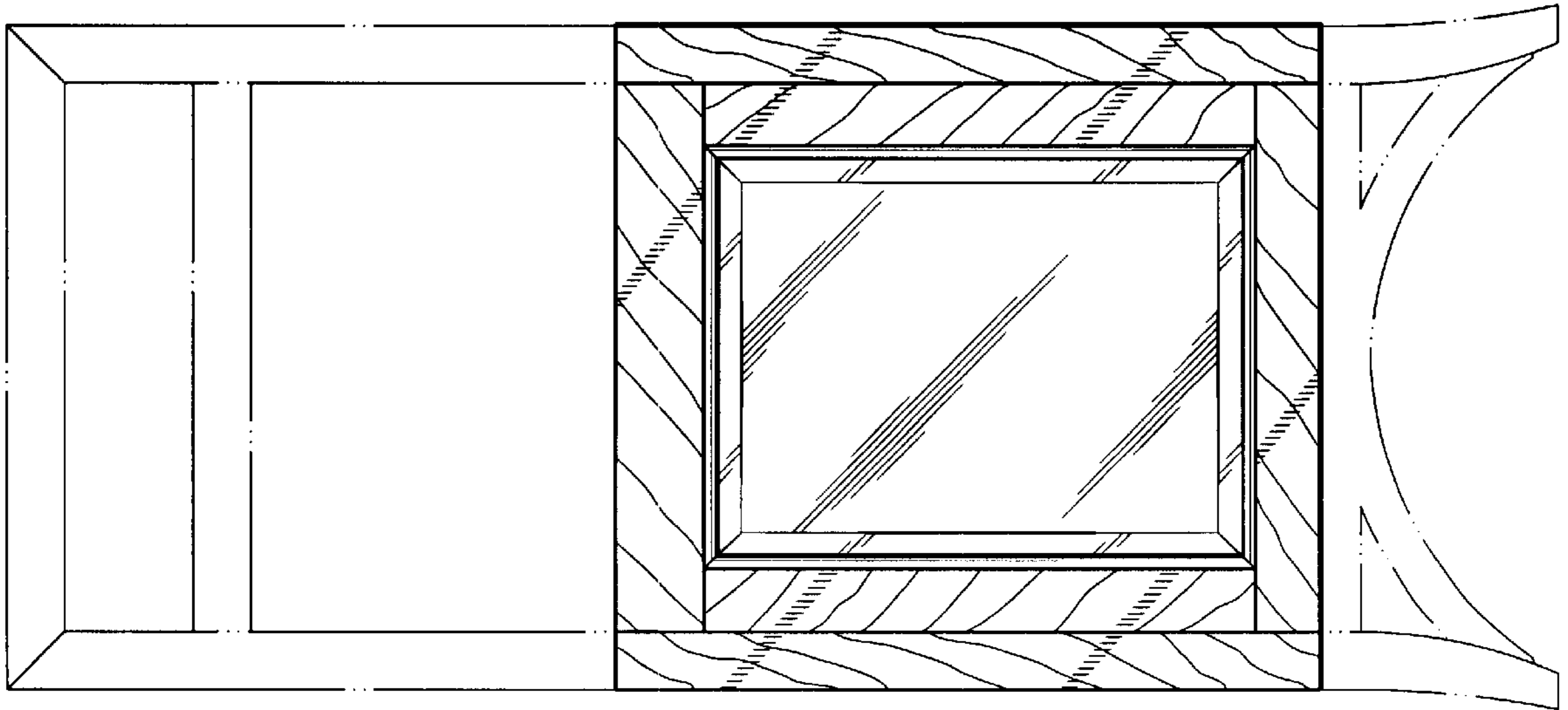


FIG. 2

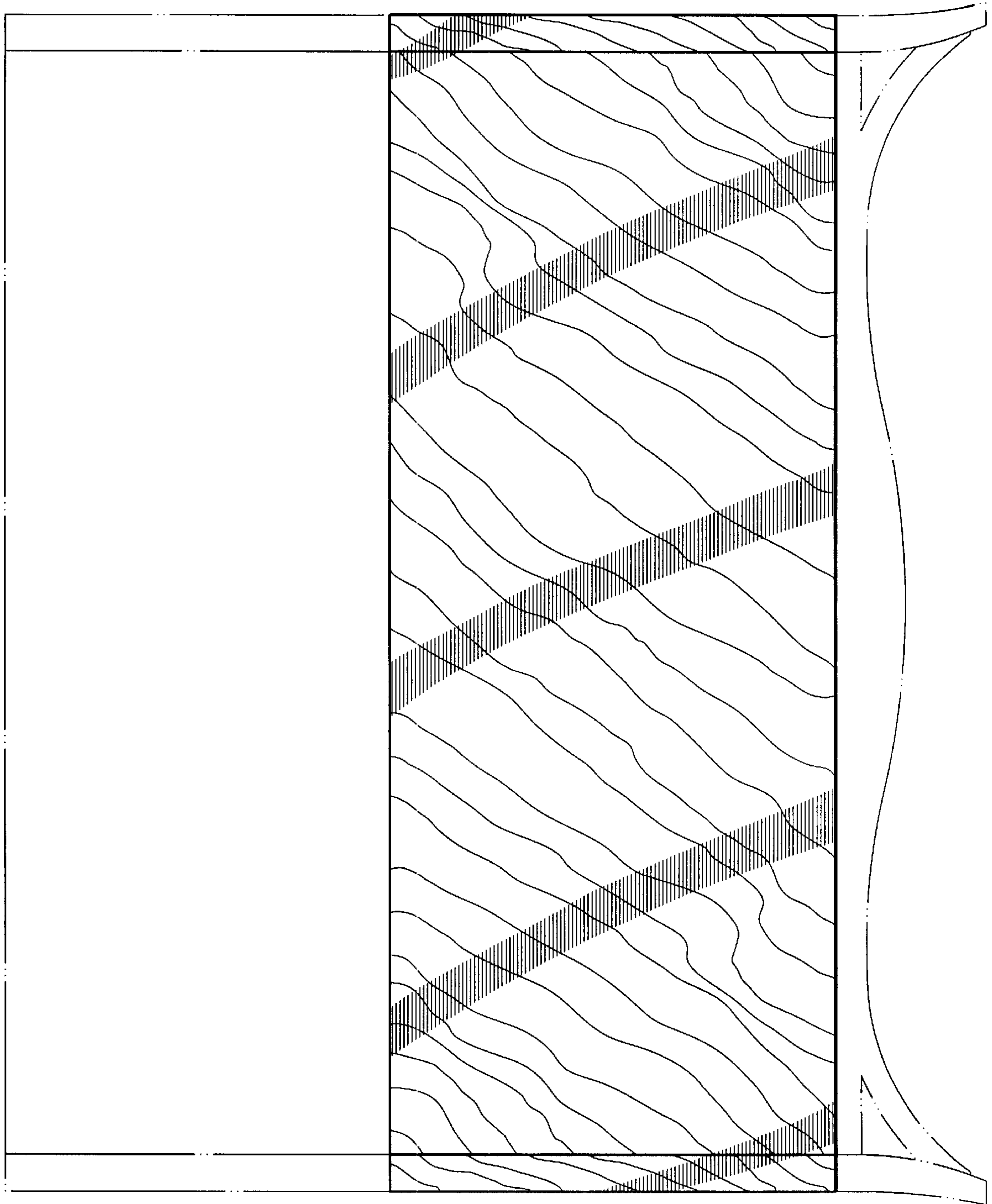


FIG. 3

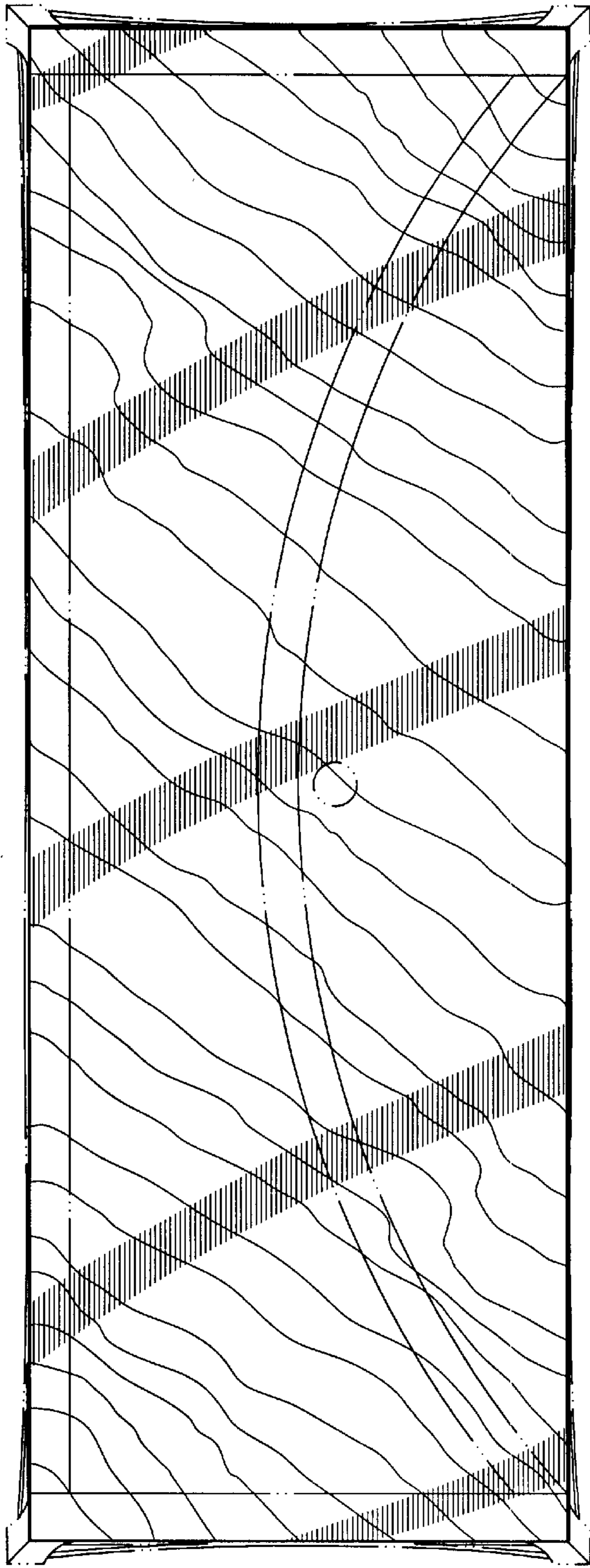


FIG. 4

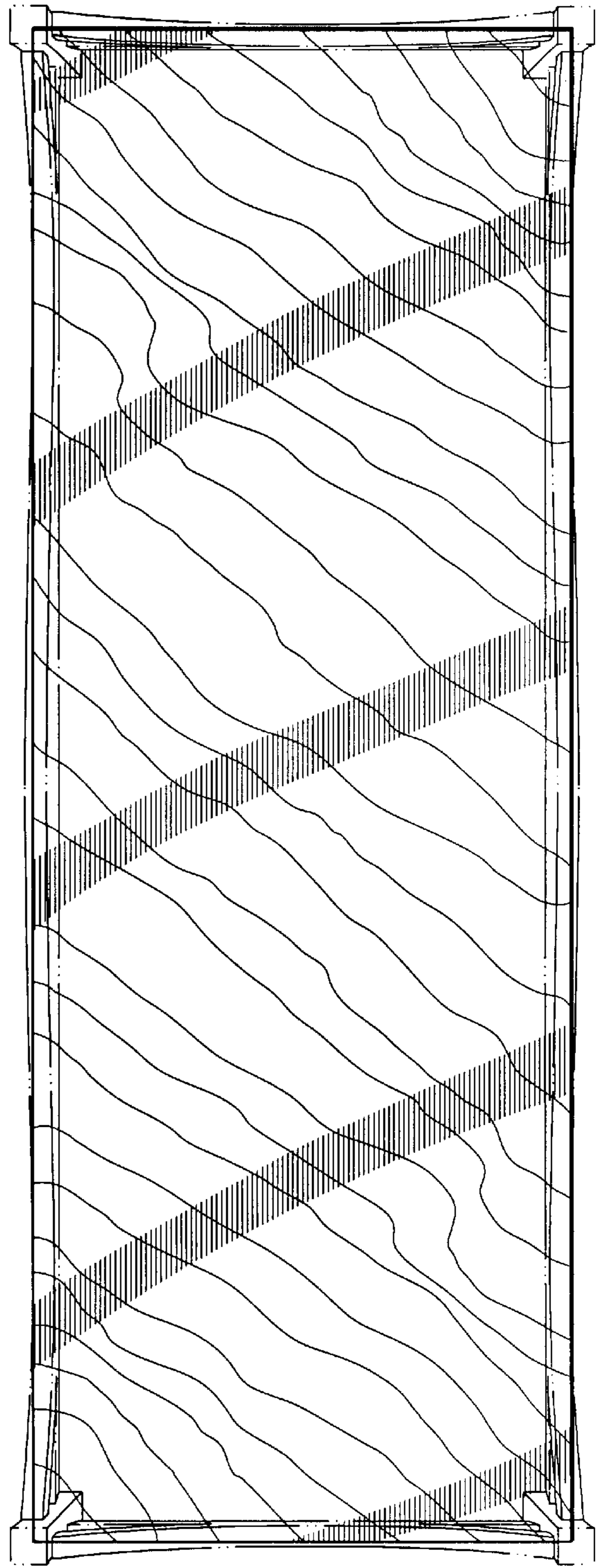


FIG. 5

UNITED STATES PATENT AND TRADEMARK OFFICE  
**CERTIFICATE OF CORRECTION**

PATENT NO. : Des. 476,176 S  
DATED : June 24, 2003  
INVENTOR(S) : Lenger

Page 1 of 1

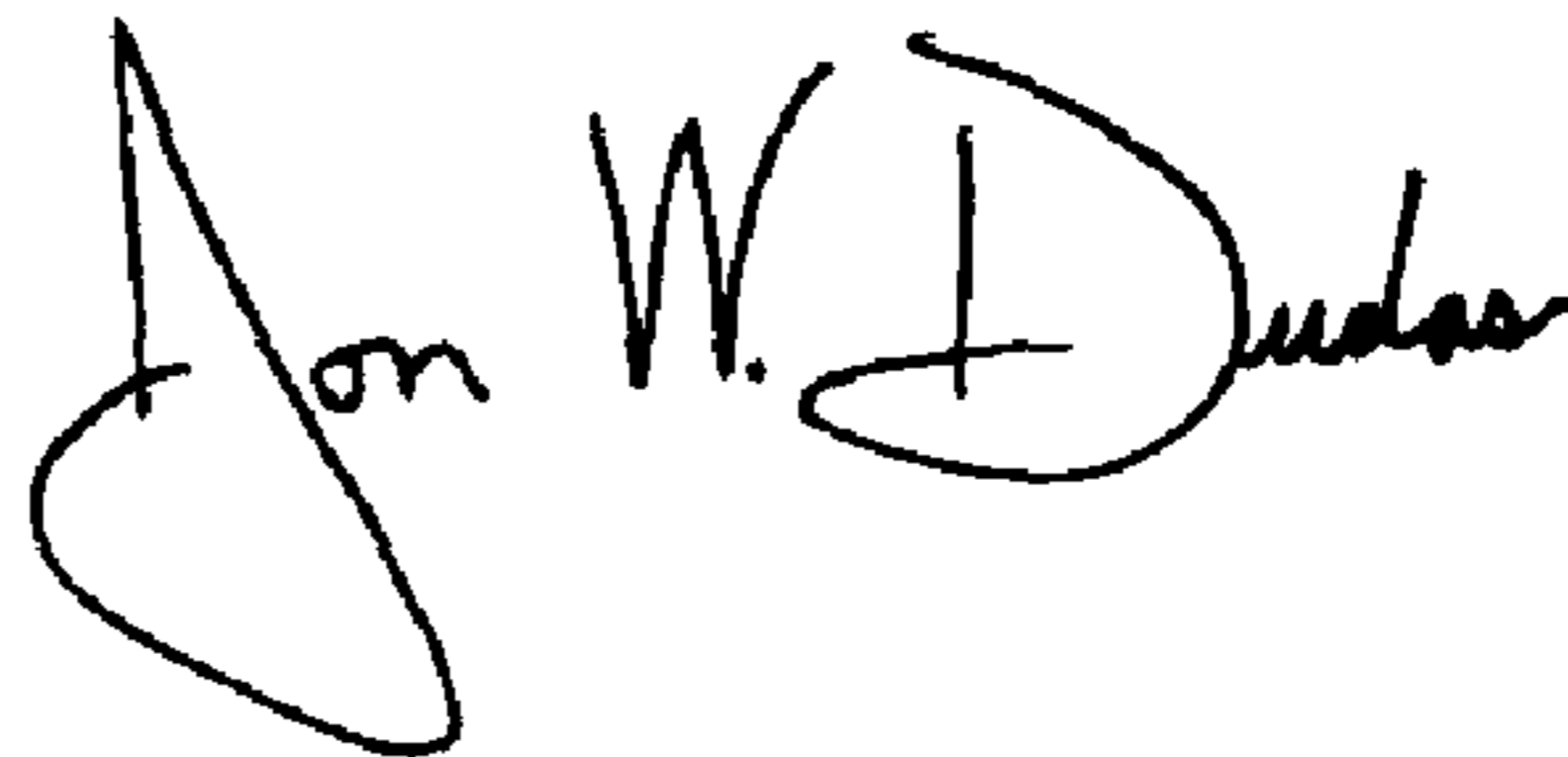
It is certified that error appears in the above-identified patent and that said Letters Patent is hereby corrected as shown below:

Title page,

Item [62], **Related U.S. Application Data**, the following should be deleted “which is a continuation of application No. 29/149,641, filed on Oct. 12, 2001, now Pat. No. Des. 462,540”.

Signed and Sealed this

Twenty-third Day of March, 2004

A handwritten signature in black ink that reads "Jon W. Dudas". The signature is written in a cursive style with a large, looped initial "J".

---

JON W. DUDAS  
*Acting Director of the United States Patent and Trademark Office*