



US00D476172S

(12) **United States Design Patent**
Bourne, Sr.

(10) **Patent No.:** **US D476,172 S**

(45) **Date of Patent:** **** Jun. 24, 2003**

(54) **STORAGE RACK FOR POT LIDS**

(76) **Inventor:** **Elliott B. Bourne, Sr.**, 3801 Schnapper Dr., #125, Randallstown, MD (US) 21133

(**) **Term:** **14 Years**

(21) **Appl. No.:** **29/164,130**

(22) **Filed:** **Jul. 18, 2002**

(51) **LOC (7) Cl.** **06-06**

(52) **U.S. Cl.** **D6/467; D6/476; D6/479; D19/90**

(58) **Field of Search** D6/449, 466, 467, D6/468, 469, 479, 628, 630; 211/13.1, 85, 26, 11, 40, 188; 248/176; 312/261, 117; D19/90

(56) **References Cited**

U.S. PATENT DOCUMENTS

D204,044 S * 3/1966 Bayly D6/470

3,851,938 A * 12/1974 McCowan et al. 312/117
4,285,558 A * 8/1981 Medford 312/278
D364,517 S * 11/1995 Martinez D6/467
D405,986 S * 2/1999 Hoyle D6/449

* cited by examiner

Primary Examiner—Janice E. Seeger

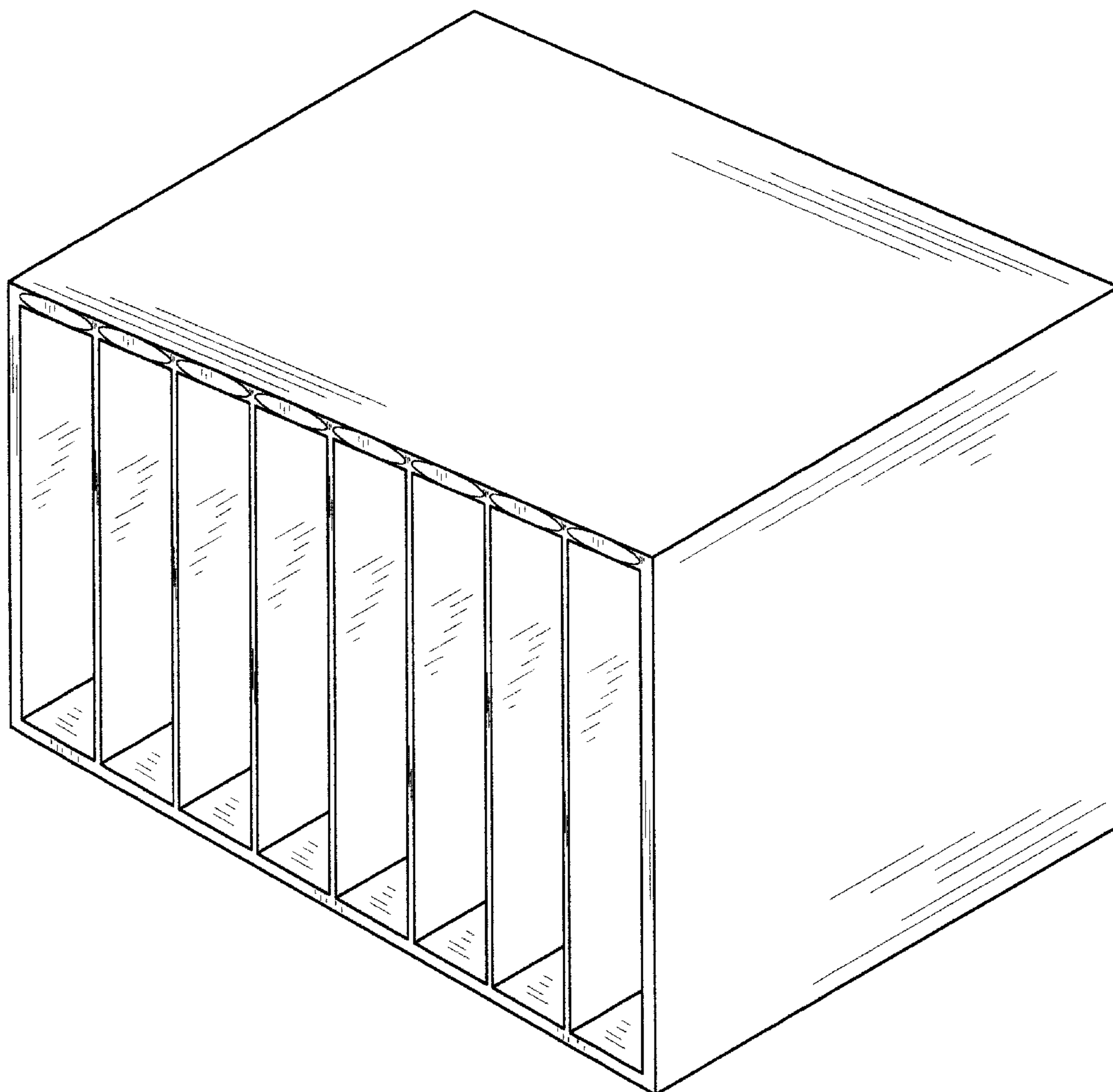
(57) **CLAIM**

The ornamental design for a storage rack for pot lids, as shown and described.

DESCRIPTION

FIG. 1 is a front elevational view of a storage rack for pot lids showing my new design;
FIG. 2 is a rear elevational view thereof;
FIG. 3 is a side view, taken from the left side of FIG. 1;
FIG. 4 is a side view, taken from the right side of FIG. 1;
FIG. 5 is a top plan view thereof;
FIG. 6 is a bottom plan view thereof; and,
FIG. 7 is a perspective view thereof.

1 Claim, 7 Drawing Sheets



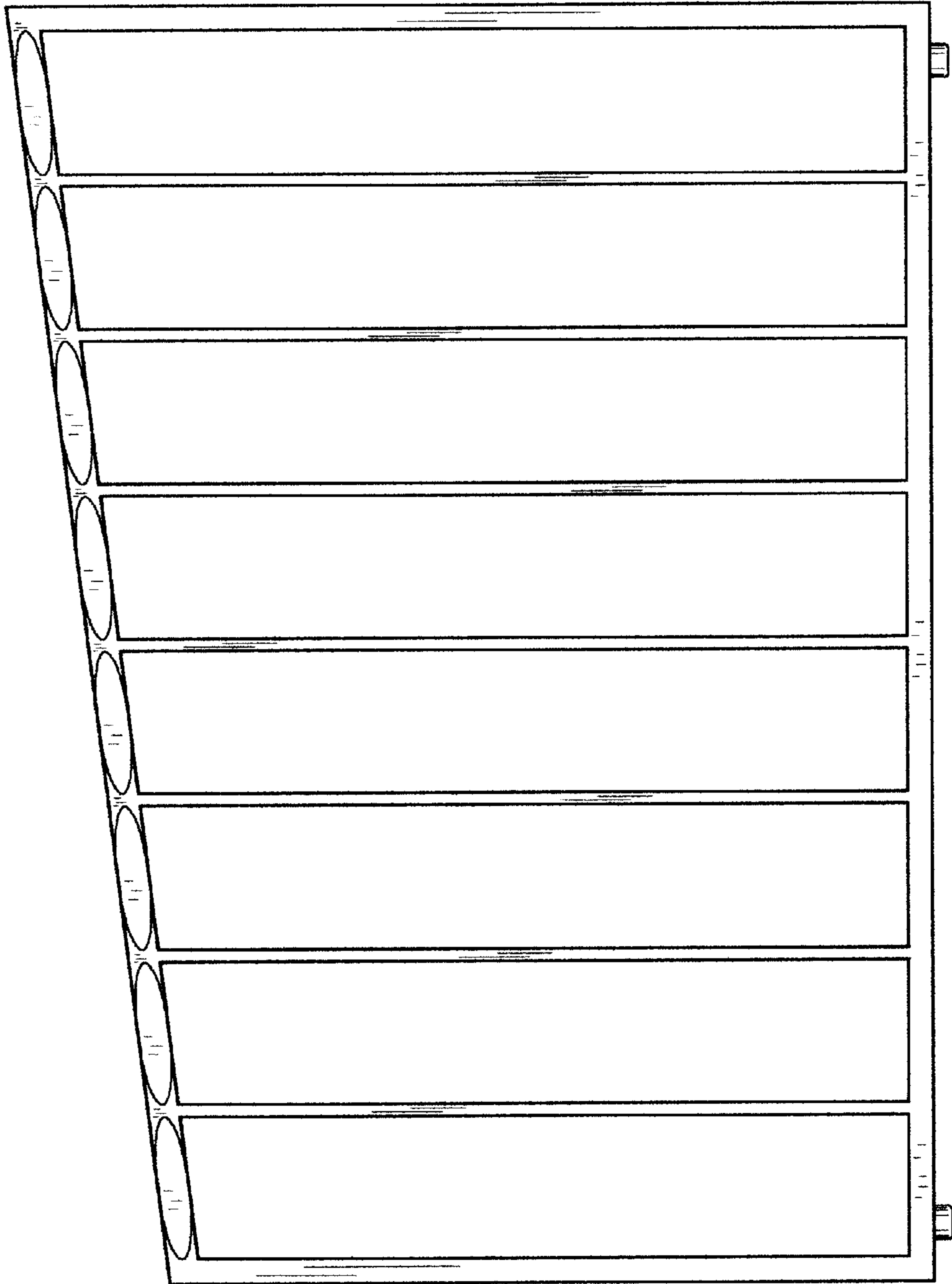


FIG. 1

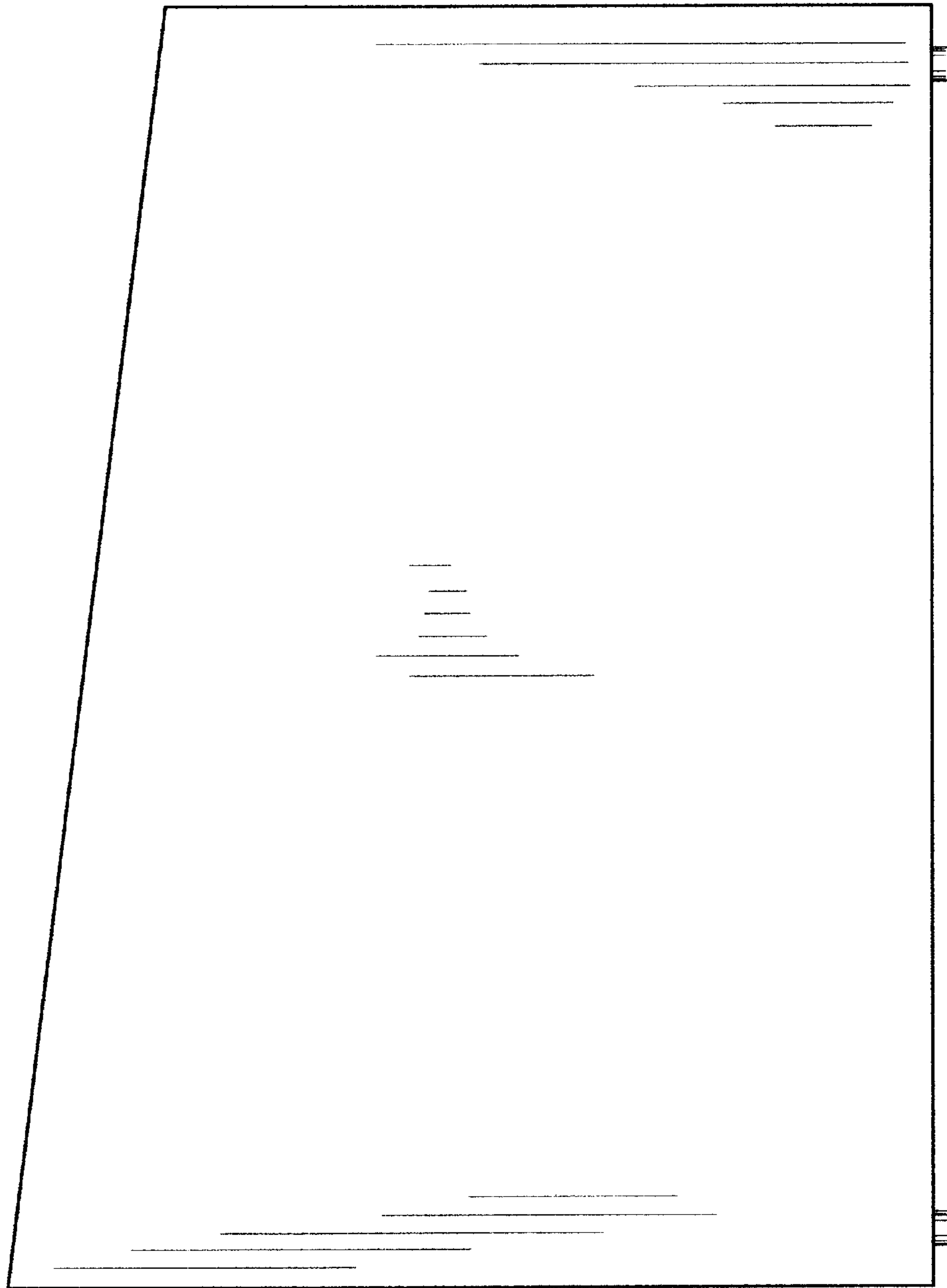


FIG. 2




FIG. 3




FIG. 4




FIG. 5




FIG. 6

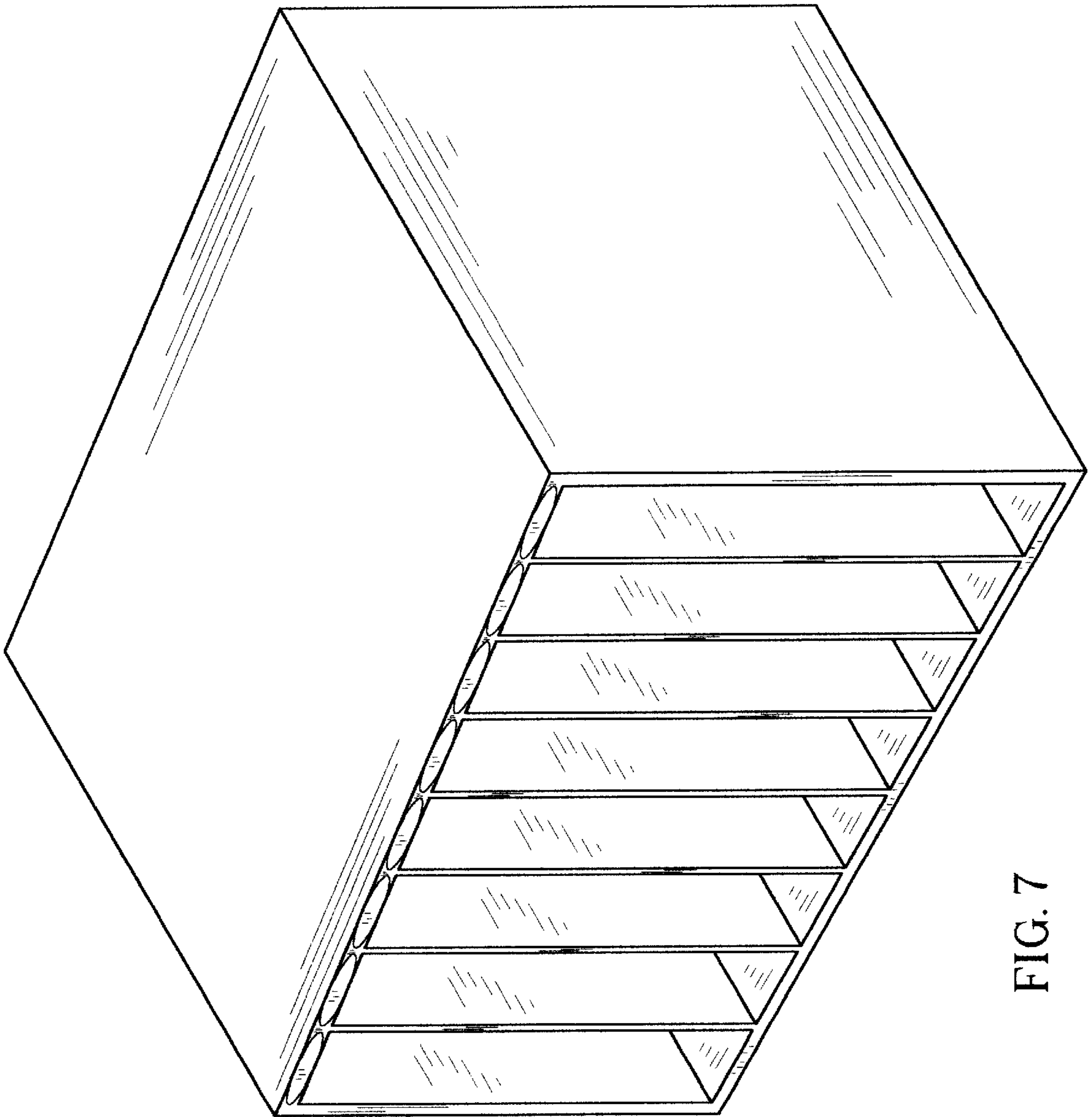


FIG. 7