



US00D476154S

(12) **United States Design Patent**
Lovett

(10) **Patent No.:** **US D476,154 S**

(45) **Date of Patent:** **** Jun. 24, 2003**

(54) **TRAVEL BAG WITH WHEELS**

(76) Inventor: **Terry Lovett**, 4050 W. Chandler Ave.,
Santa Ana, CA (US) 92704

(**) Term: **14 Years**

(21) Appl. No.: **29/166,736**

(22) Filed: **Sep. 3, 2002**

(51) **LOC (7) Cl.** **03-01**

(52) **U.S. Cl.** **D3/279; D3/276**

(58) **Field of Search** **D3/273, 276, 279,**
D3/283, 284, 285, 286, 287, 289; 190/18 A,
100, 109, 111, 112, 113, 114

(56) **References Cited**

U.S. PATENT DOCUMENTS

D352,395 S	*	11/1994	King	D3/279
D357,808 S	*	5/1995	Aumasson	D3/318
D362,548 S	*	9/1995	King et al.	D3/301
D374,773 S	*	10/1996	Domotor	D3/279
D374,987 S	*	10/1996	Hughes	D3/279
D383,604 S	*	9/1997	King et al.	D3/279
D387,625 S	*	12/1997	Kai Fai	D3/279
D395,164 S	*	6/1998	Langmuir et al.	D3/279

D395,361 S	*	6/1998	Zionts et al.	D3/279
D431,906 S	*	10/2000	Livingston	D3/279
D444,946 S	*	7/2001	Klamm	D3/279

* cited by examiner

Primary Examiner—Philip S. Hyder

(57) **CLAIM**

The ornamental design for a travel bag with wheels, as shown and described.

DESCRIPTION

FIG. 1 is a perspective view of the travel bag with wheels; FIG. 2 is a top plan view of the travel bag with wheels; FIG. 3 is a bottom plan view of the travel bag with wheels; FIG. 4 is a left side elevational view of the travel bag with wheels; FIG. 5 is a front elevational view of the travel bag with wheels; FIG. 6 is a right side elevational view of the travel bag with wheels; and, FIG. 7 is a rear elevational view of the travel bag with wheels.

1 Claim, 3 Drawing Sheets

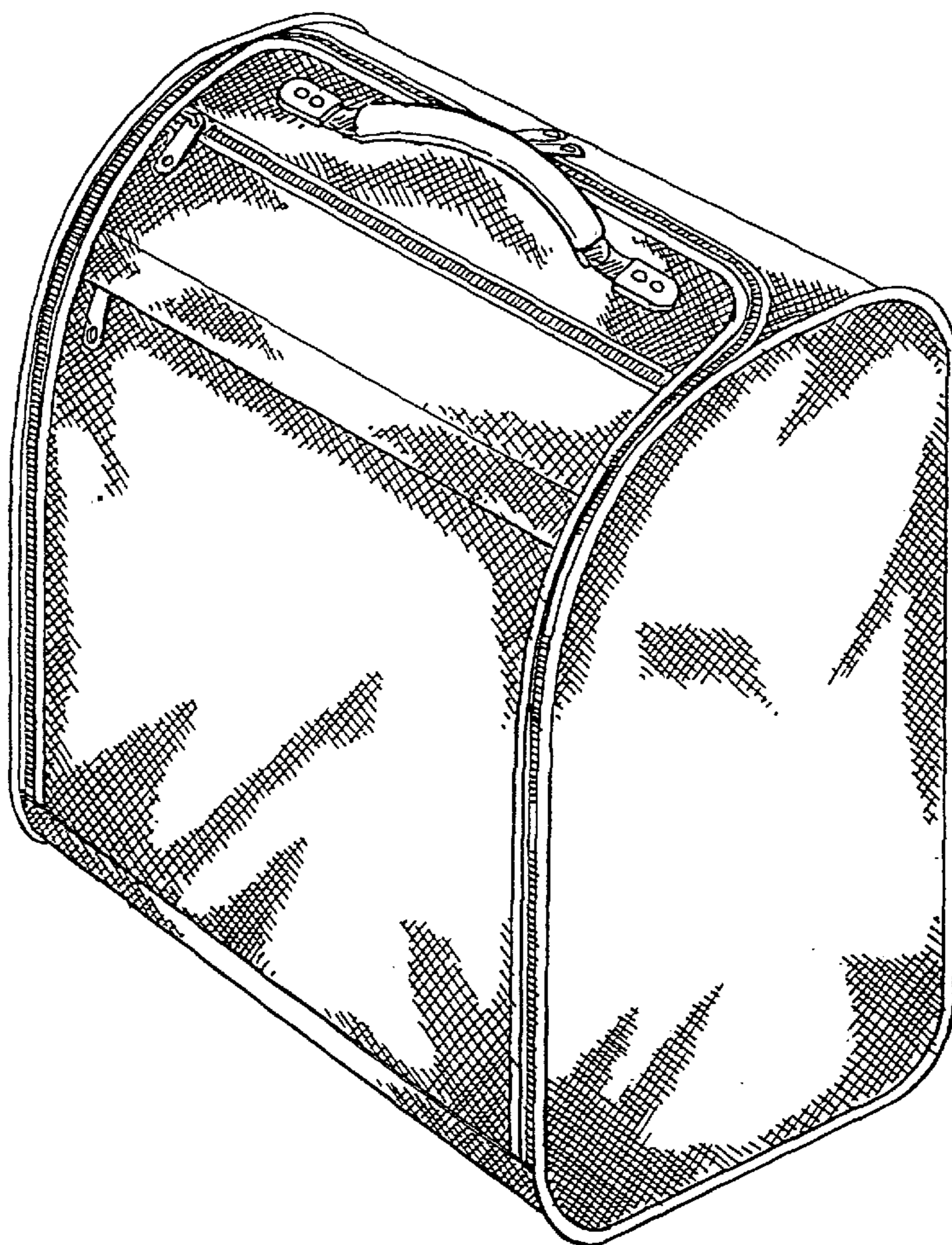


FIG. 2

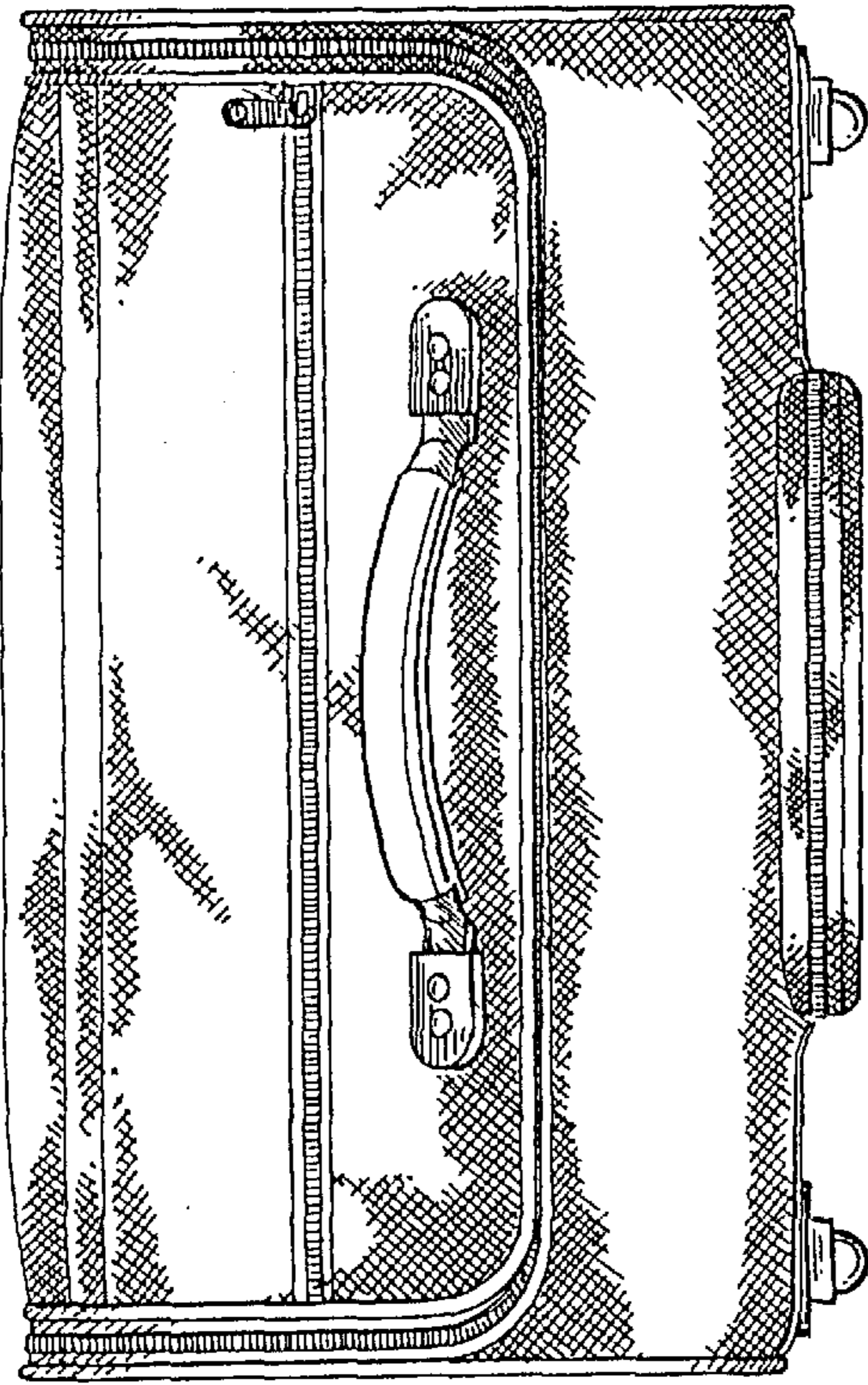


FIG. 3




FIG. 1

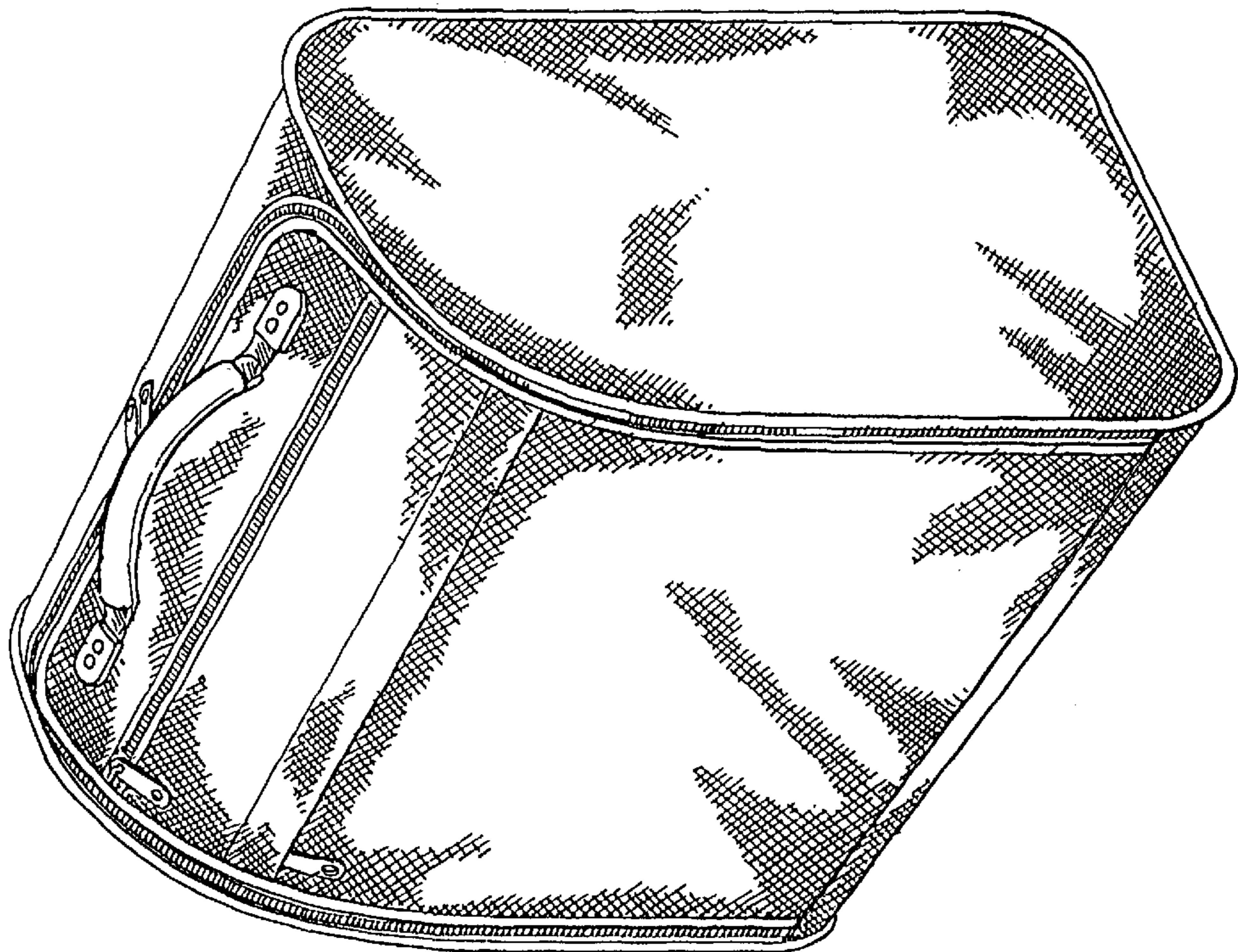


FIG. 5




FIG. 4

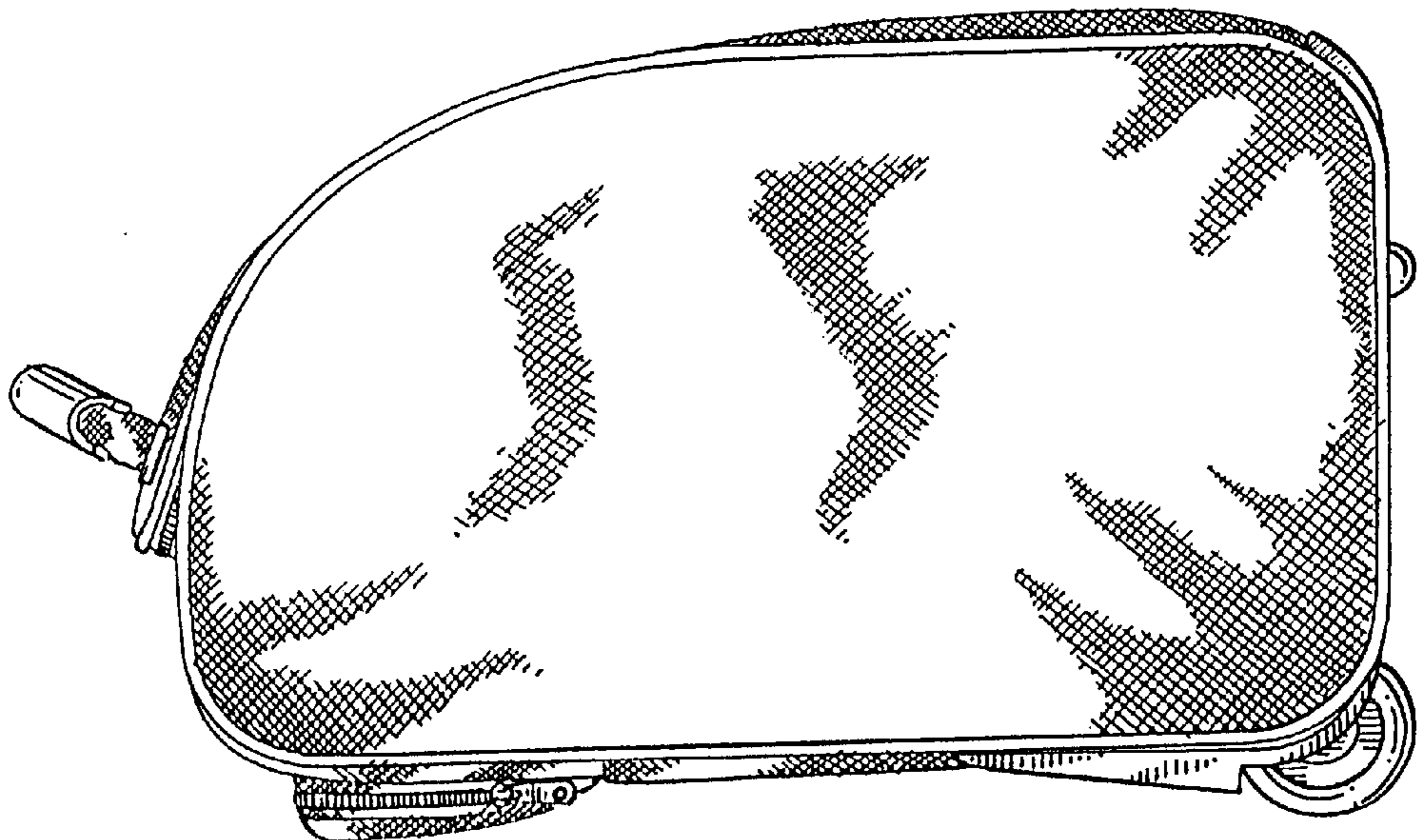


FIG. 7

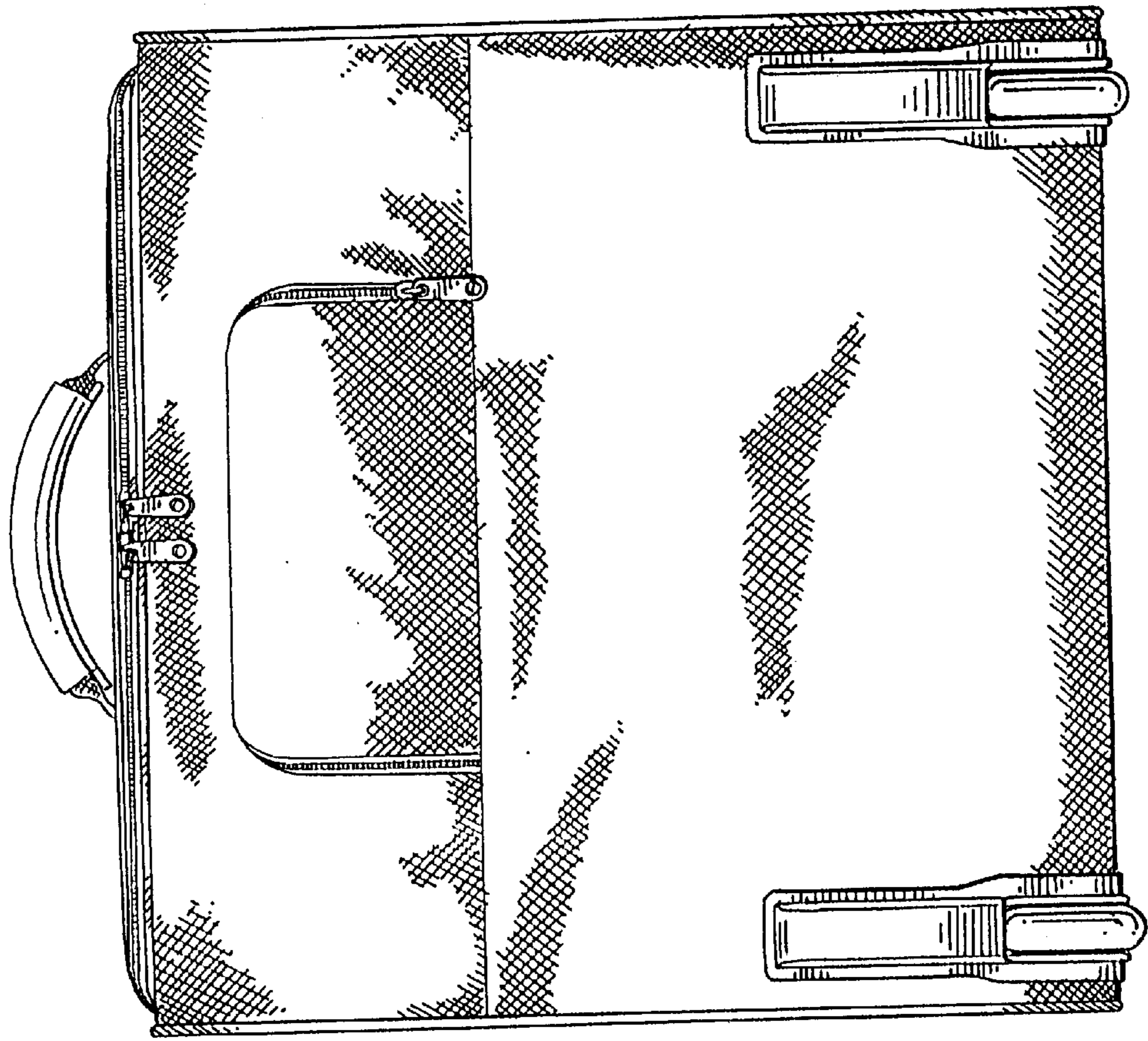


FIG. 6

