



US00D476151S

(12) **United States Design Patent**
Peterson

(10) **Patent No.:** **US D476,151 S**

(45) **Date of Patent:** **** Jun. 24, 2003**

(54) **BAT CADDY**

(75) **Inventor:** **Leroy L. Peterson, Omaha, NE (US)**

(73) **Assignee:** **Sportsstuff, Inc., Omaha, NE (US)**

(**) **Term:** **14 Years**

(21) **Appl. No.:** **29/163,152**

(22) **Filed:** **Jun. 27, 2002**

(51) **LOC (7) Cl.** **03-01**

(52) **U.S. Cl.** **D3/254; D3/221**

(58) **Field of Search** **D3/254, 260, 221,**
D3/11, 229, 227, 255; 206/315.1, 315.11,
579; 190/107, 110, 111, 112; 224/919

(56) **References Cited**

U.S. PATENT DOCUMENTS

D271,162 S * 11/1983 Evans D3/254
4,422,645 A * 12/1983 Simons 206/315.1 X
D283,758 S * 5/1986 Stewart et al. D3/255 X
D291,842 S * 9/1987 Baumgardner D3/254

4,793,532 A * 12/1988 Cash 206/315.1 X
5,588,529 A * 12/1996 Speck 206/315.1
5,695,067 A * 12/1997 Harvey 206/579
5,975,293 A * 11/1999 Fowler 206/315.9

* cited by examiner

Primary Examiner—Catherine R. Oliver

(74) *Attorney, Agent, or Firm*—Sturm & Fix LLP

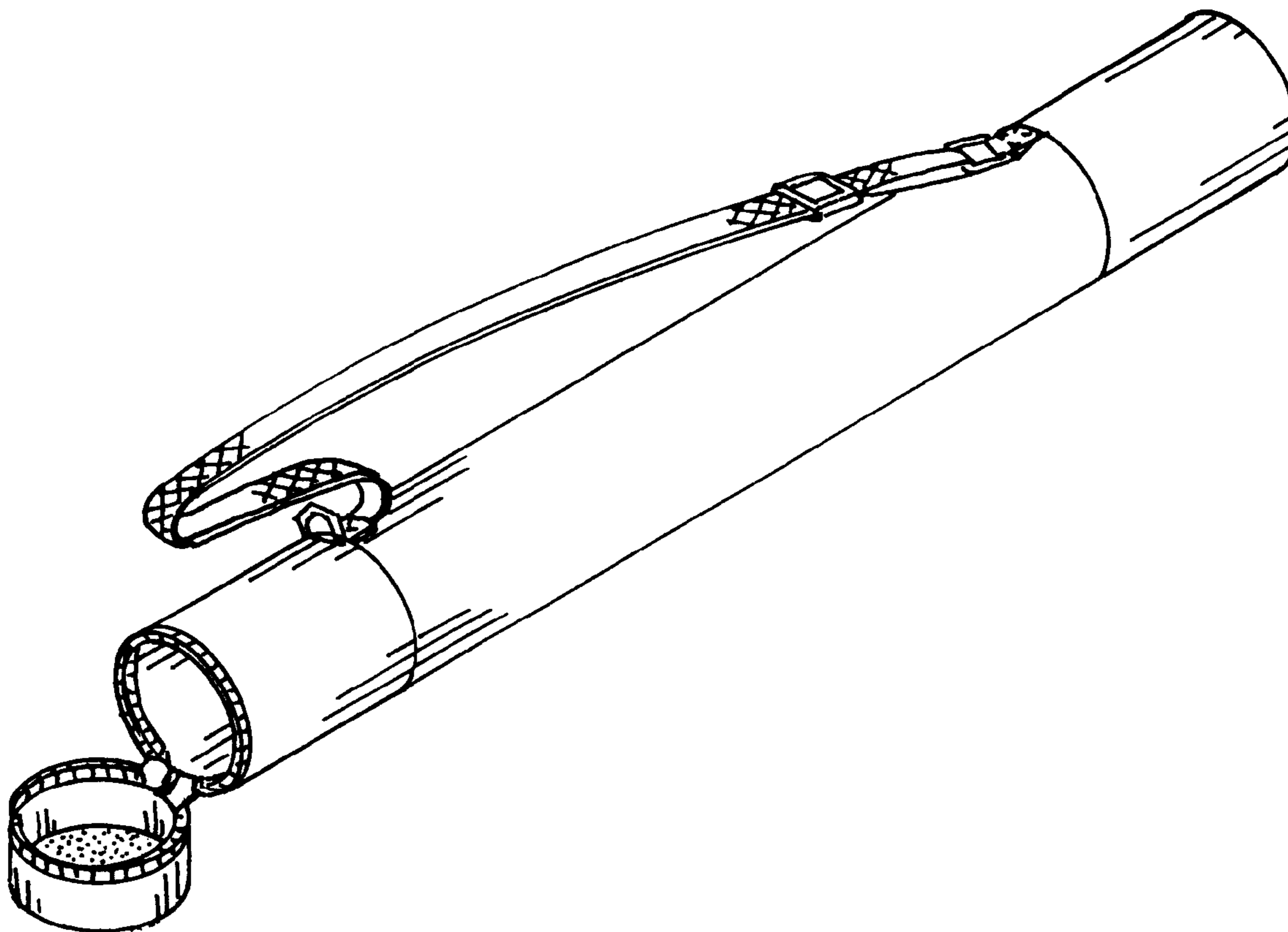
(57) **CLAIM**

The ornamental design for a bat caddy, as shown and described.

DESCRIPTION

FIG. 1 is a perspective view of the bat caddy showing my new design;
FIG. 2 is a left side elevational view thereof, the right side elevational view being a mirror image thereof;
FIG. 3 is a top plan view thereof;
FIG. 4 is a bottom plan view thereof;
FIG. 5 is a front elevational view thereof; and,
FIG. 6 is a rear elevational view thereof.

1 Claim, 1 Drawing Sheet



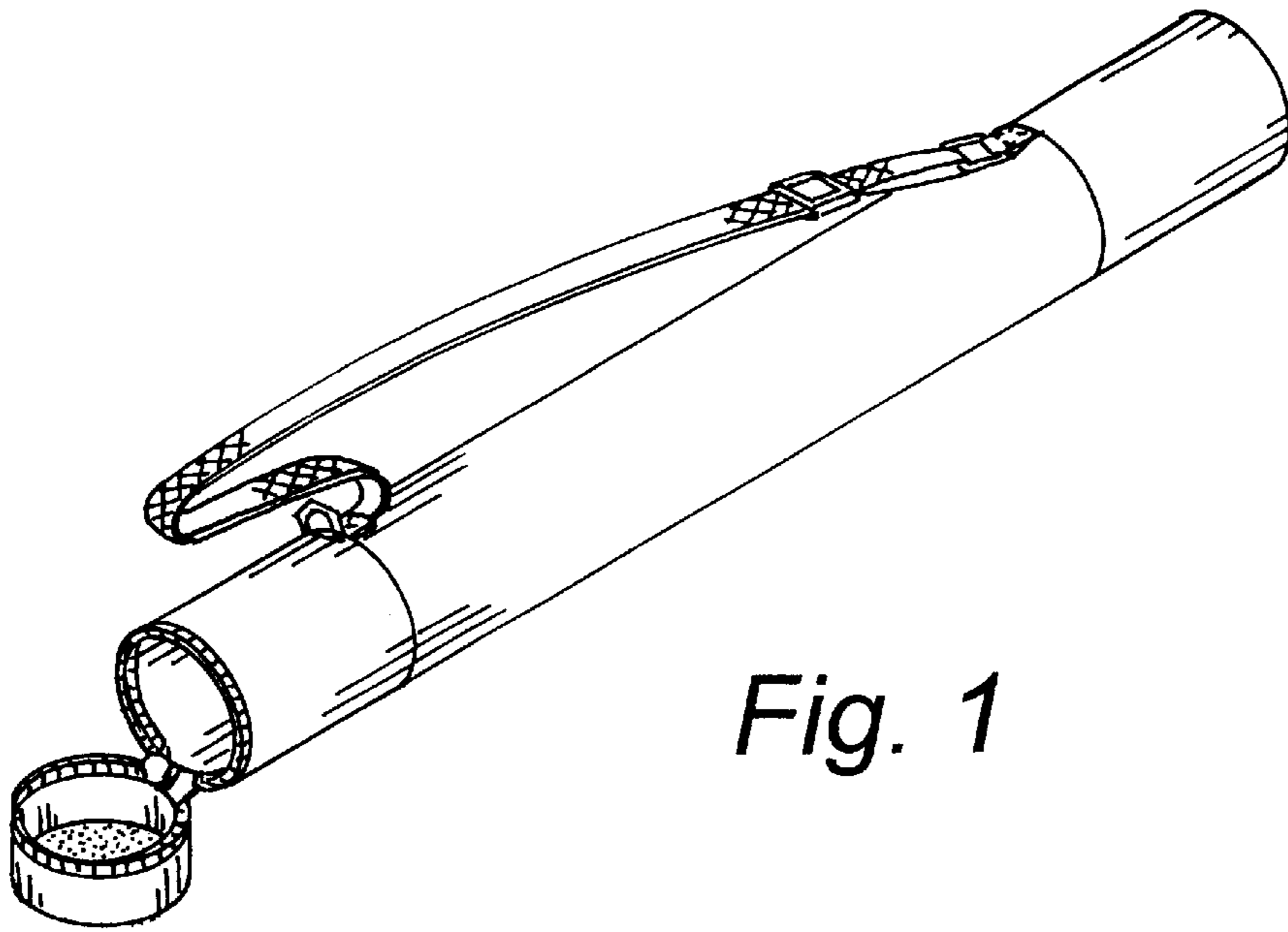


Fig. 1

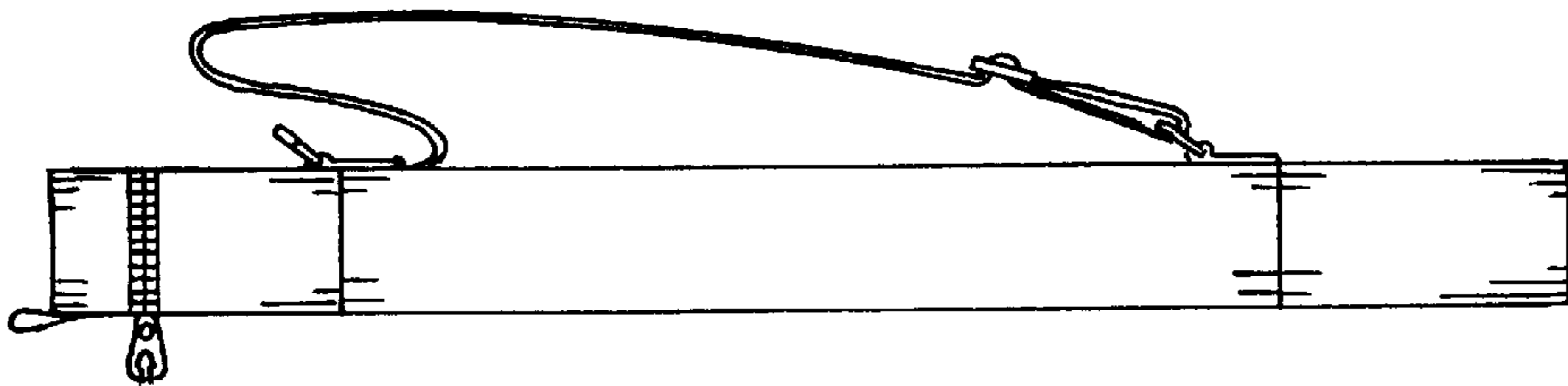


Fig. 2




Fig. 3




Fig. 4

Fig. 5

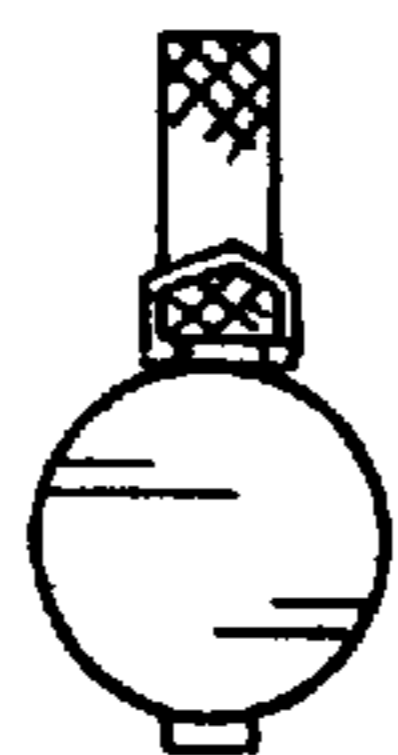


Fig. 6

