



US00D476142S

(12) **United States Design Patent**
Matis

(10) **Patent No.:** **US D476,142 S**

(45) **Date of Patent:** **** Jun. 24, 2003**

- (54) **FOOTWEAR SOLE**
- (75) Inventor: **Clark A. Matis**, Charlotte, VT (US)
- (73) Assignee: **Wolverine World Wide, Inc.**,
Rockford, MI (US)
- (**) Term: **14 Years**
- (21) Appl. No.: **29/161,538**
- (22) Filed: **May 30, 2002**
- (51) **LOC (7) Cl.** **02-04**
- (52) **U.S. Cl.** **D2/960; D2/954; D2/957**
- (58) **Field of Search** D2/897, 902, 908,
D2/909, 914, 946-949, 951-962, 967, 972,
977; 36/7.1, 7.2, 7.3, 7.5, 14, 22 R, 25 R,
32 A, 32 R, 59 R, 239

- D452,061 S * 12/2001 Smith D2/957
- D455,544 S * 4/2002 Wilson
- D461,627 S * 8/2002 Ritter et al. D2/957

OTHER PUBLICATIONS

- Merrell Fall 2002 Catalog, pp. 20-21, 42-43, 60 and 63.
- Merrell Spring 2002 Catalog, pp. 22, 23, 62-65 and 70, 71.
- Merrell Fall 2001 Catalog, pp. 1-7, 14-15, 20-25, 38-41 and 66-68.
- Merrell Spring 2001 Catalog, pp. 18-19, 38-41, 44-45.
- Merrell Fall 2000 Catalog, p. 27.
- Merrell Spring 2000 Catalog, p. 41.
- Merrell Fall 1999 Catalog, pp. 5, 13, 18 and 23.

* cited by examiner

Primary Examiner—Celia Murphy

(74) *Attorney, Agent, or Firm*—Warner Norcross & Judd

(57) **CLAIM**

The ornamental design for footwear sole, as shown and described.

(56) **References Cited**


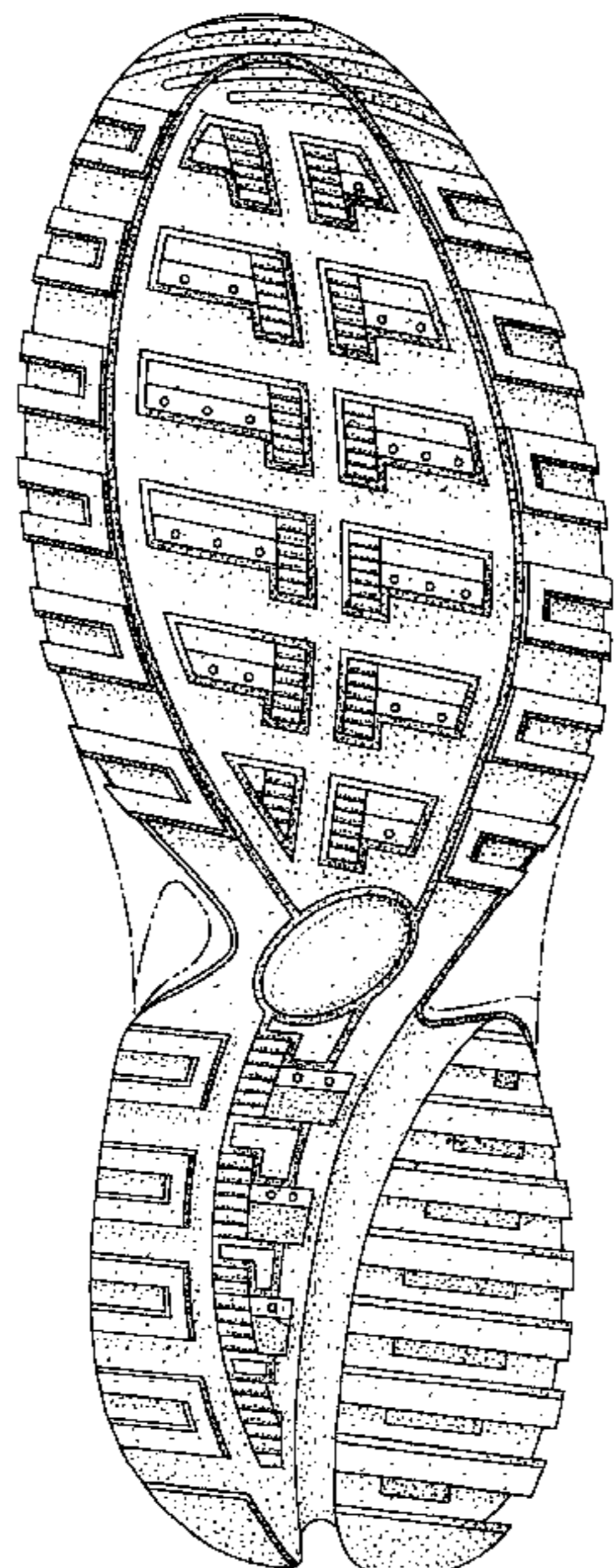
U.S. PATENT DOCUMENTS

- D185,654 S * 7/1959 Zerkowitz
- D269,139 S * 5/1983 Stubblefield D2/957
- D316,930 S * 5/1991 Bernasconi D2/957
- D324,941 S * 3/1992 Hatfield D2/954
- D336,774 S * 6/1993 Peterson D2/957
- D354,845 S * 1/1995 Bramani D2/957
- D373,897 S * 9/1996 Takatani et al. D2/957
- D373,898 S * 9/1996 Bramani D2/953
- D387,938 S * 12/1997 Lucas D2/951
- D388,596 S * 1/1998 Lozano D2/957
- D394,944 S * 6/1998 Doxey D2/957
- D395,340 S * 6/1998 Tresser D2/957
- D395,740 S * 7/1998 Cass D2/951
- D411,911 S * 7/1999 Carlson D2/957
- D417,946 S * 12/1999 Turner D2/960
- D422,128 S * 4/2000 Adler D2/907
- D432,767 S * 10/2000 Fogg D2/957
- D433,214 S * 11/2000 McDowell D2/957
- D440,748 S * 4/2001 Morgan D2/957

DESCRIPTION

FIG. 1 is a perspective view of the footwear sole embodying the new design;
 FIG. 2 is a bottom plan view thereof;
 FIG. 3 is a right side elevational view thereof;
 FIG. 4 is a left side elevational view thereof;
 FIG. 5 is a front elevational view thereof; and,
 FIG. 6 is a rear elevational view thereof.
 FIGS. 1-6 show portions of an upper and a midsole in broken lines. The upper and midsole are shown for environmental purposes and do not form any part of the claimed design. The broken lines around the peripheral edges of the shoe sole, define the boundary of the claimed design. The broken boundary lines form no part of the claim.

1 Claim, 4 Drawing Sheets



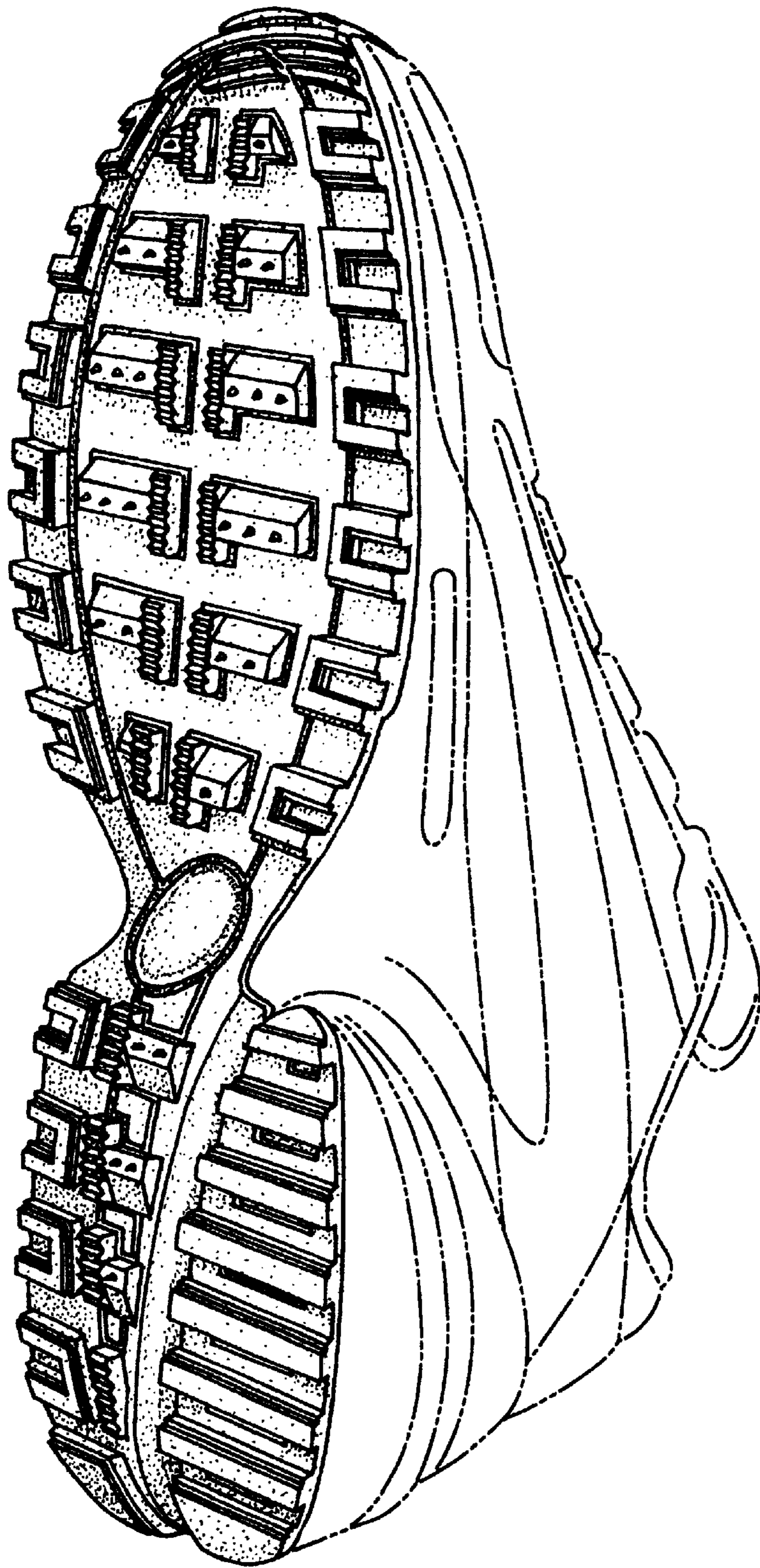


Fig. 1

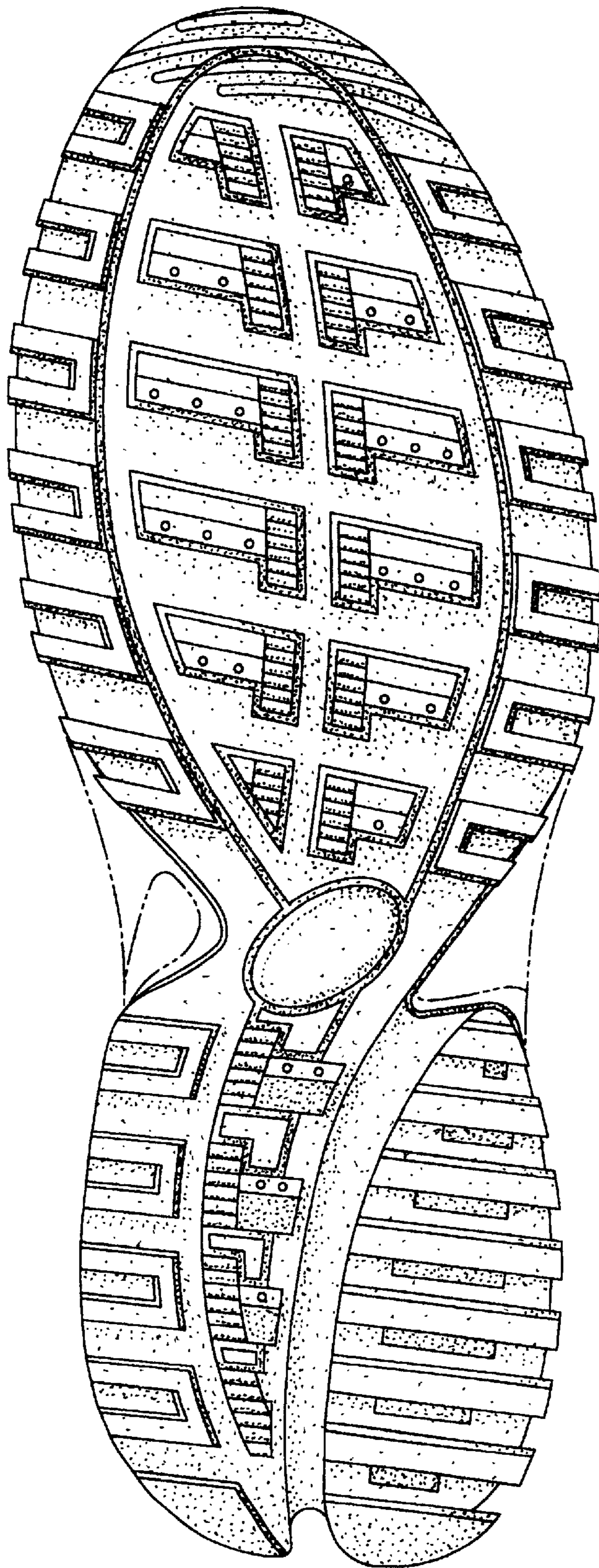


Fig. 2




Fig. 3

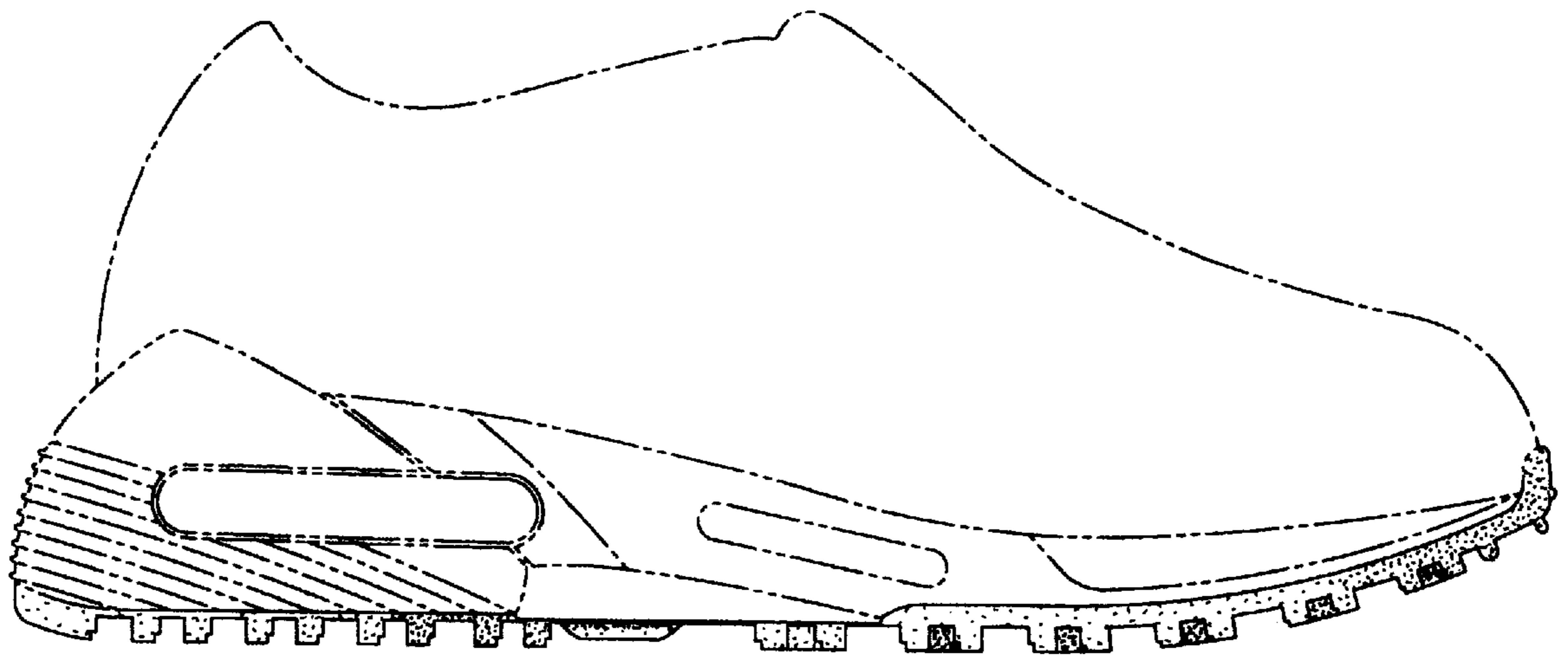


Fig. 4

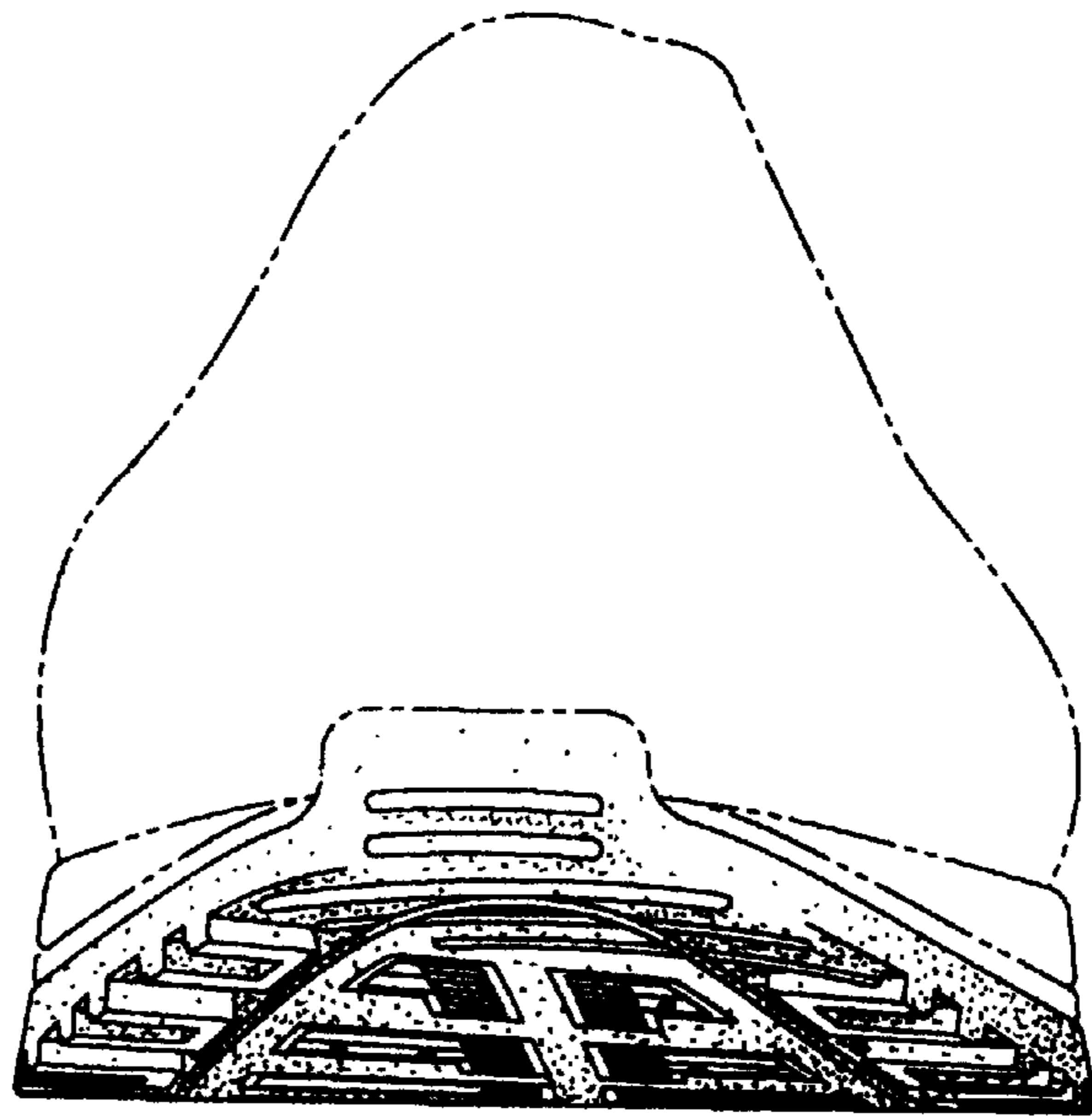


Fig. 5

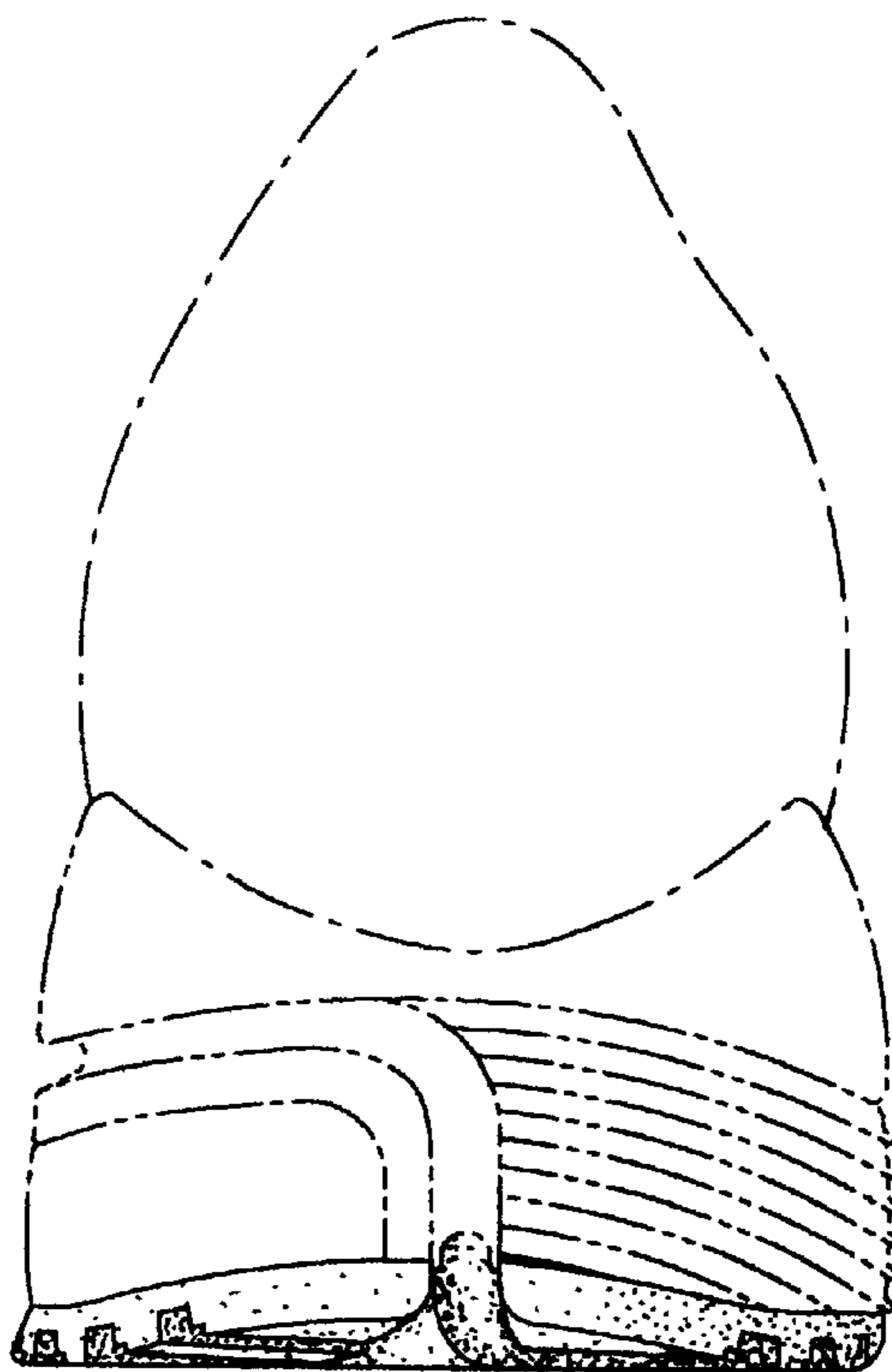


Fig. 6