



US00D476141S

(12) **United States Design Patent** (10) **Patent No.:** **US D476,141 S**
Matis (45) **Date of Patent:** **** Jun. 24, 2003**

(54) **FOOTWEAR SOLE**

- (75) Inventor: **Clark A. Matis**, Charlotte, VT (US)
(73) Assignee: **Wolverine World Wide, Inc.**,
Rockford, MI (US)
(**) Term: **14 Years**
(21) Appl. No.: **29/161,536**
(22) Filed: **May 30, 2002**
(51) **LOC (7) Cl.** **02-04**
(52) **U.S. Cl.** **D2/960; D2/954; D2/957**
(58) **Field of Search** D2/897, 902, 908,
D2/909, 914, 946-949, 951-962, 967, 972,
977; 36/7.1, 7.2, 7.3, 7.5, 14, 22 R, 25 R,
32 A, 32 R, 59 R, 239

(56) **References Cited**

U.S. PATENT DOCUMENTS

D269,139 S	*	5/1983	Stubblefield	D2/957
D305,278 S	*	1/1990	Kiyosawa	D2/954
D316,930 S	*	5/1991	Bernasconi	D2/957
D336,774 S	*	6/1993	Peterson	D2/957
D388,945 S	*	1/1998	Teague	D2/957
D392,445 S	*	3/1998	Tresser	D2/954
D393,142 S	*	4/1998	Brown	D2/908
D394,944 S	*	6/1998	Doxey	D2/957
D395,340 S	*	6/1998	Tresser	D2/957
D417,946 S	*	12/1999	Turner	D2/960
D422,128 S	*	4/2000	Adler	D2/907
D433,214 S	*	11/2000	McDowell	D2/957
D433,790 S	*	11/2000	Oliver	D2/957
D440,748 S	*	4/2001	Morgan	D2/957
D455,544 S	*	4/2002	Wilson	
D461,627 S	*	8/2002	Ritter et al.	D2/957

OTHER PUBLICATIONS

- Merrell Fall 2002 Catalog, pp. 20-21, 42-43, 60 and 63.
Merrell Spring 2002 Catalog, pp. 22, 23, 62-65 and 70, 71.
Merrell Fall 2001 Catalog, pp. 1-7, 14-15, 20-25, 38-41
and 66-68.
Merrell Spring 2001 Catalog, pp. 18-19, 38-41, 44-45.
Merrell Fall 2000 Catalog, p. 27.
Merrell Spring 2000 Catalog, p. 41.
Merrell Fall 1999 Catalog, pp. 5, 13, 18 and 23.

* cited by examiner

Primary Examiner—Celia Murphy

(74) *Attorney, Agent, or Firm*—Warner Norcross & Judd

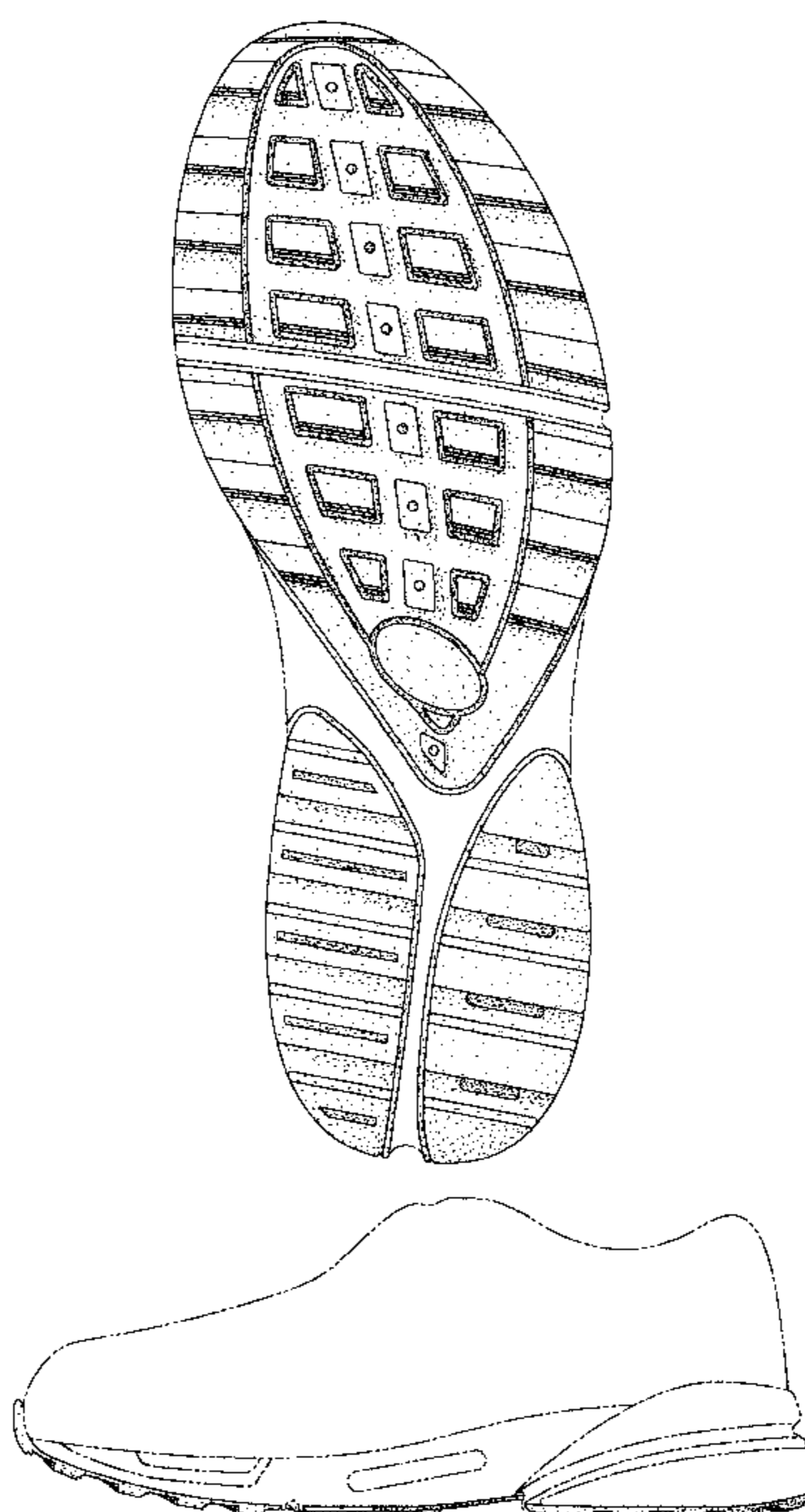
(57) **CLAIM**

The ornamental design for footwear sole, as shown and described.

DESCRIPTION

FIG. 1 is a perspective view of the footwear sole embodying the new design;
FIG. 2 is a bottom plan view thereof;
FIG. 3 is a right side elevational view thereof;
FIG. 4 is a left side elevational view thereof;
FIG. 5 is a front elevational view thereof; and,
FIG. 6 is a rear elevational view thereof.
FIGS. 1-6 show portions of an upper and a midsole in broken lines. The upper and midsole are shown for environmental purposes and do not form any part of the claimed design. The broken lines around the peripheral edges of the shoe sole, define the boundary of the claimed design. The broken boundary lines form no part of the claim.

1 Claim, 4 Drawing Sheets



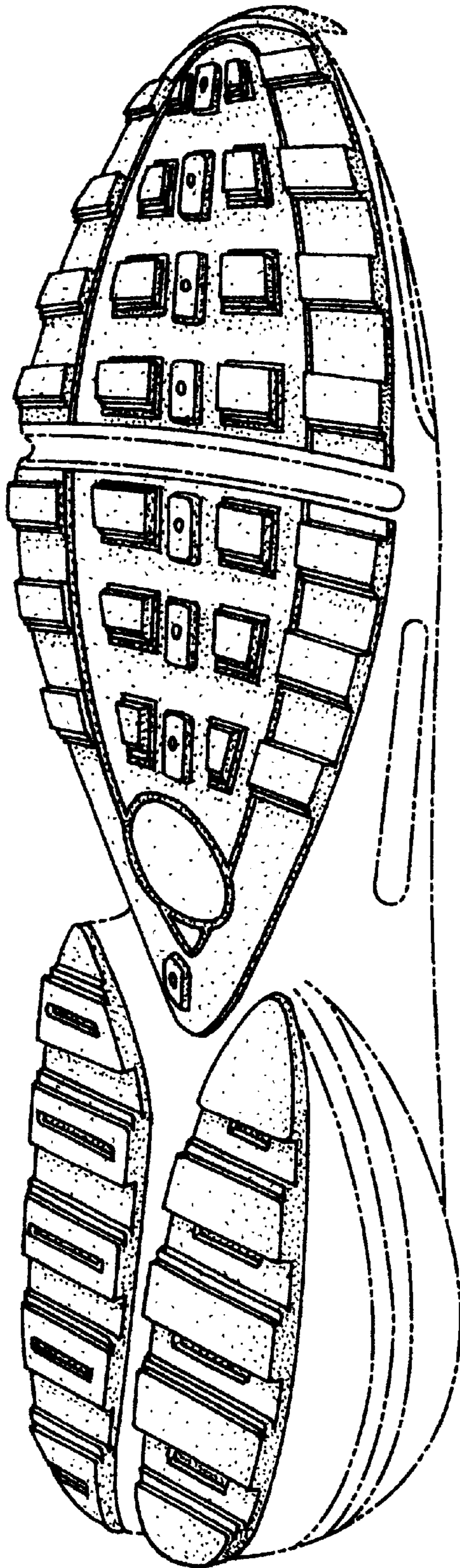


Fig. 1

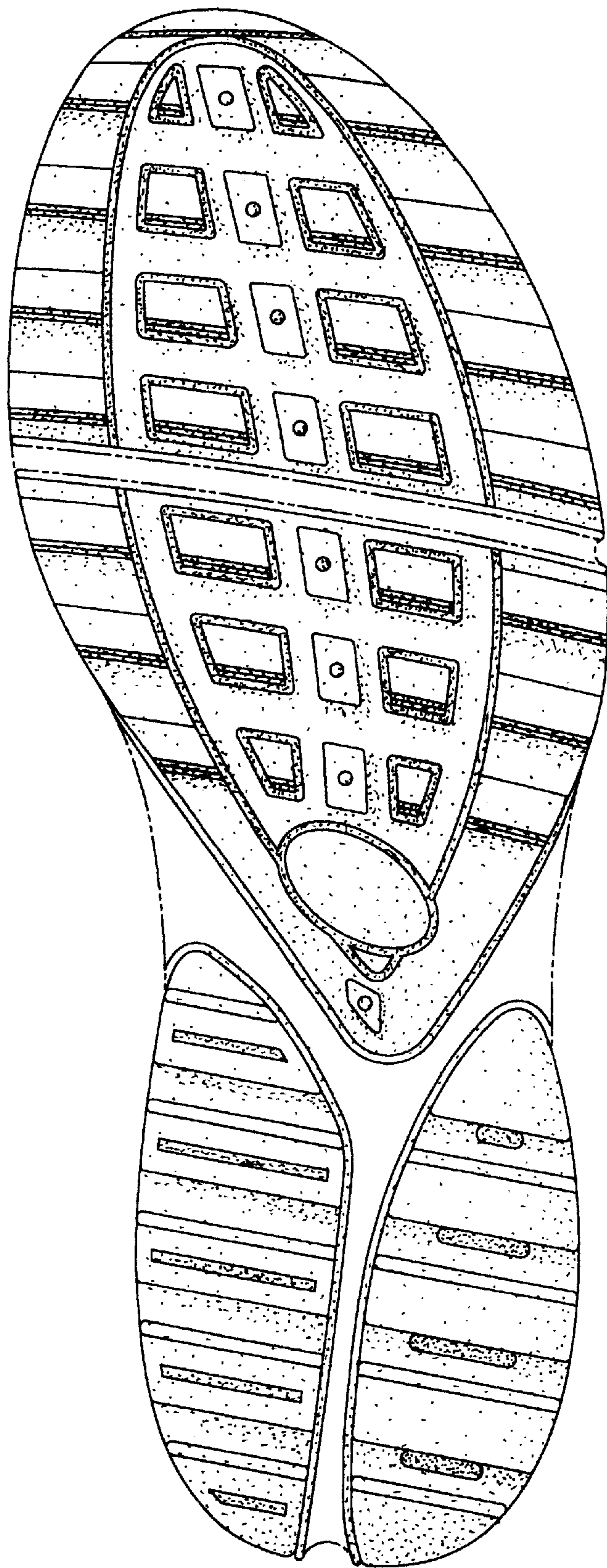


Fig. 2




Fig. 3

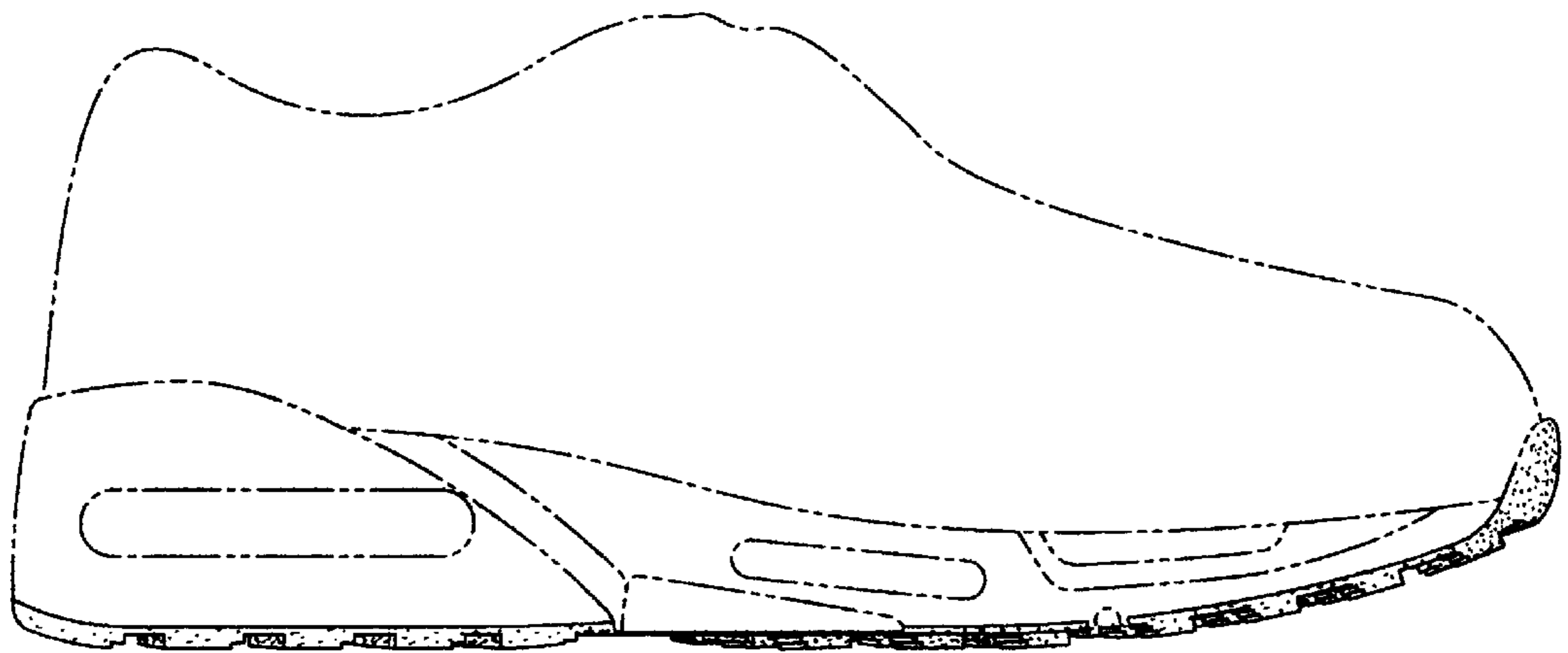


Fig. 4

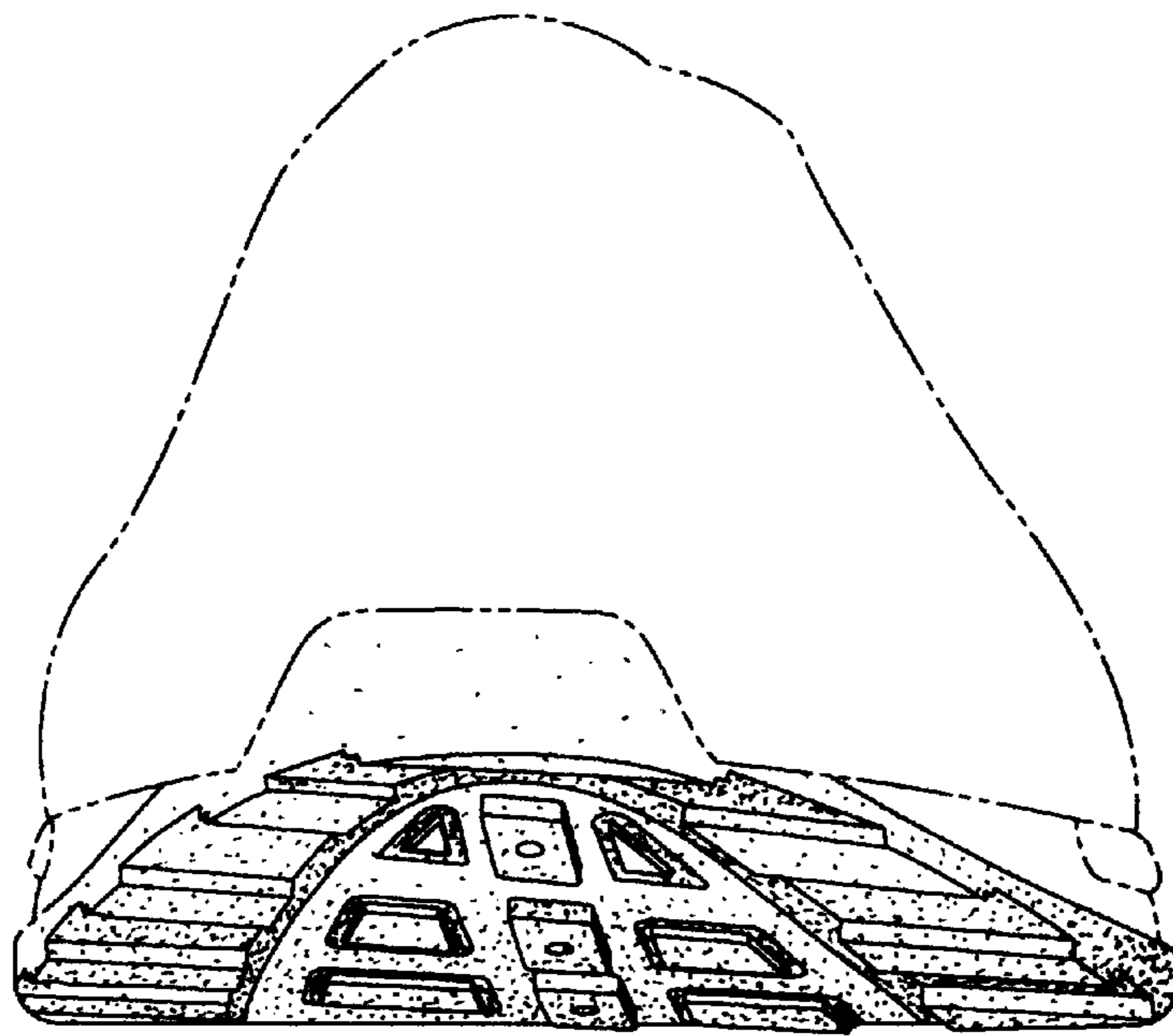


Fig. 5

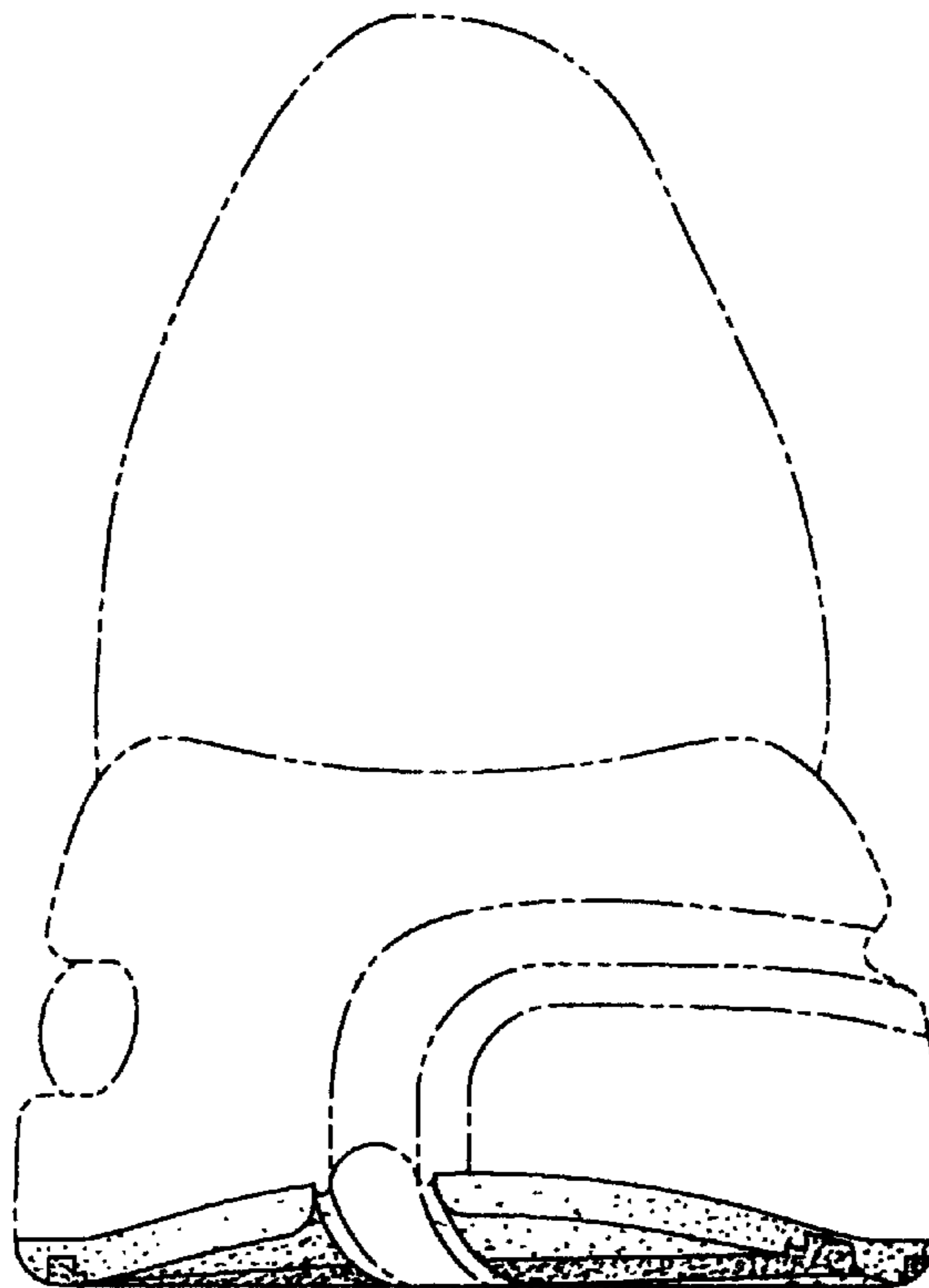


Fig. 6