



US00D476130S

(12) **United States Design Patent**
Joy et al.

(10) **Patent No.:** **US D476,130 S**
(45) **Date of Patent:** **** Jun. 17, 2003**

(54) **URN**
(76) **Inventors:** **Tracy K. Joy**, 1045 E. Delores Rd., Phoenix, AZ (US) 85086; **Robert E. Buck**, 6710 E. Lowden Rd., Cave Creek, AZ (US) 85331; **David D. Fout**, 5347 W. Becker La., Glendale, AZ (US) 85304

(**) **Term:** **14 Years**

(21) **Appl. No.:** **29/167,549**

(22) **Filed:** **Sep. 16, 2002**

(51) **LOC (7) Cl.** **99-00**

(52) **U.S. Cl.** **D99/5**

(58) **Field of Search** D99/5; D9/315, D9/341, 522; 229/116.2; 206/457, 518; D3/270, 903; 27/1-20; D11/157, 160, 184, 164

(56) **References Cited**

U.S. PATENT DOCUMENTS

2,604,254 A * 7/1952 Rosenfield 229/116.2
D332,837 S * 1/1993 Kim D26/32

D355,065 S * 1/1995 Hicks D99/5
D407,854 S * 4/1999 DeGaetano D28/80
D437,670 S * 2/2001 Rivera et al. D99/5
D460,687 S * 7/2002 Weinstock D9/315
D470,991 S * 2/2003 Goldstein D99/5

* cited by examiner

Primary Examiner—Paula A. Mortimer

(74) *Attorney, Agent, or Firm*—Gregory J. Nelson


(57) **CLAIM**

We claim the ornamental design for an urn, as shown and described.

DESCRIPTION

FIG. 1 is a perspective view of the urn of our design; FIG. 2 is a top view thereof; FIG. 3 is a front view thereof; FIG. 4 is bottom thereof; FIG. 5 is a side view as viewed from the left side of FIG. 3; FIG. 6 is a rear view of the urn of our design; and, FIG. 7 is a side view as viewed from the right side of FIG. 3.

1 Claim, 2 Drawing Sheets



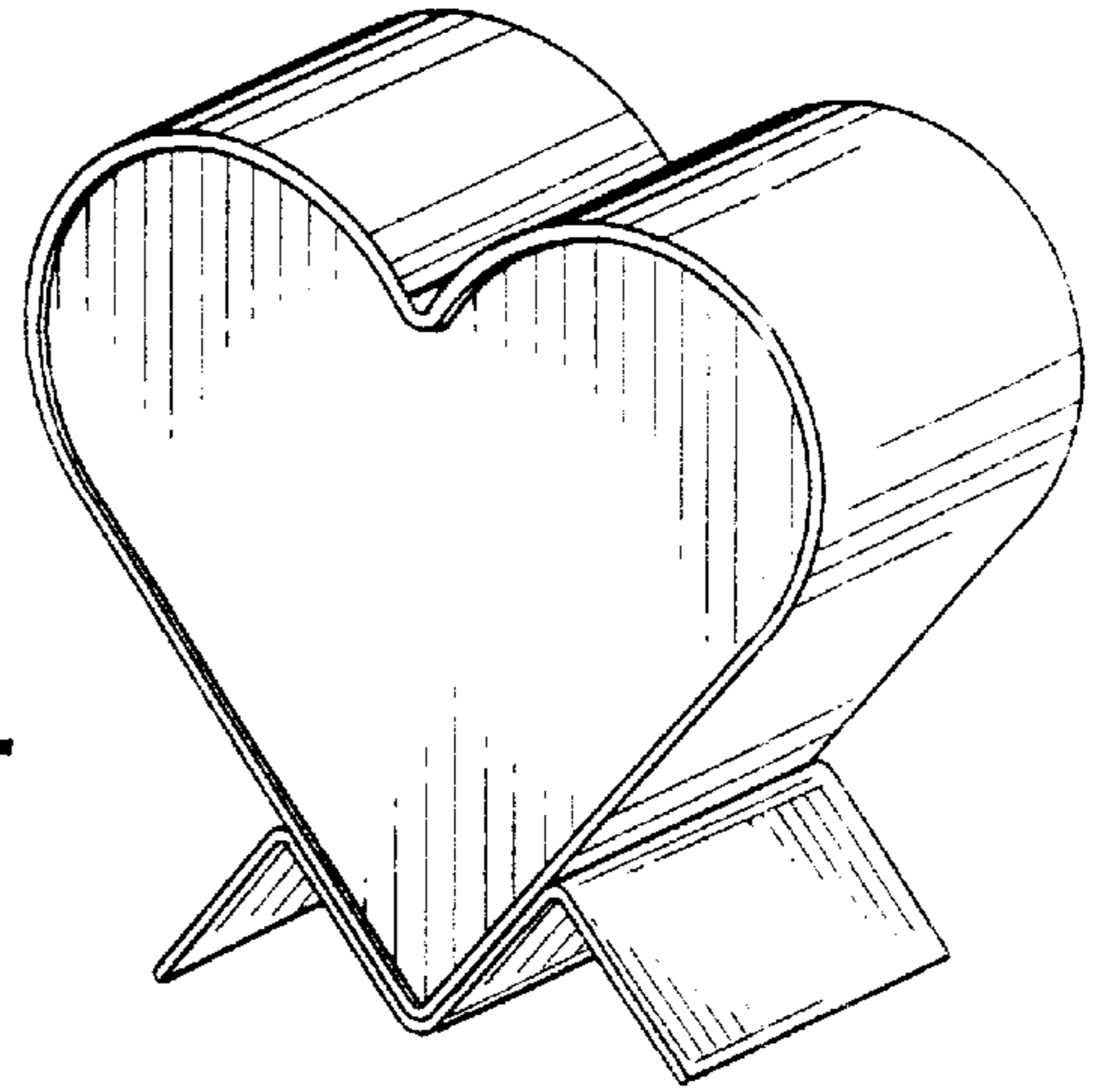


FIG. 1.

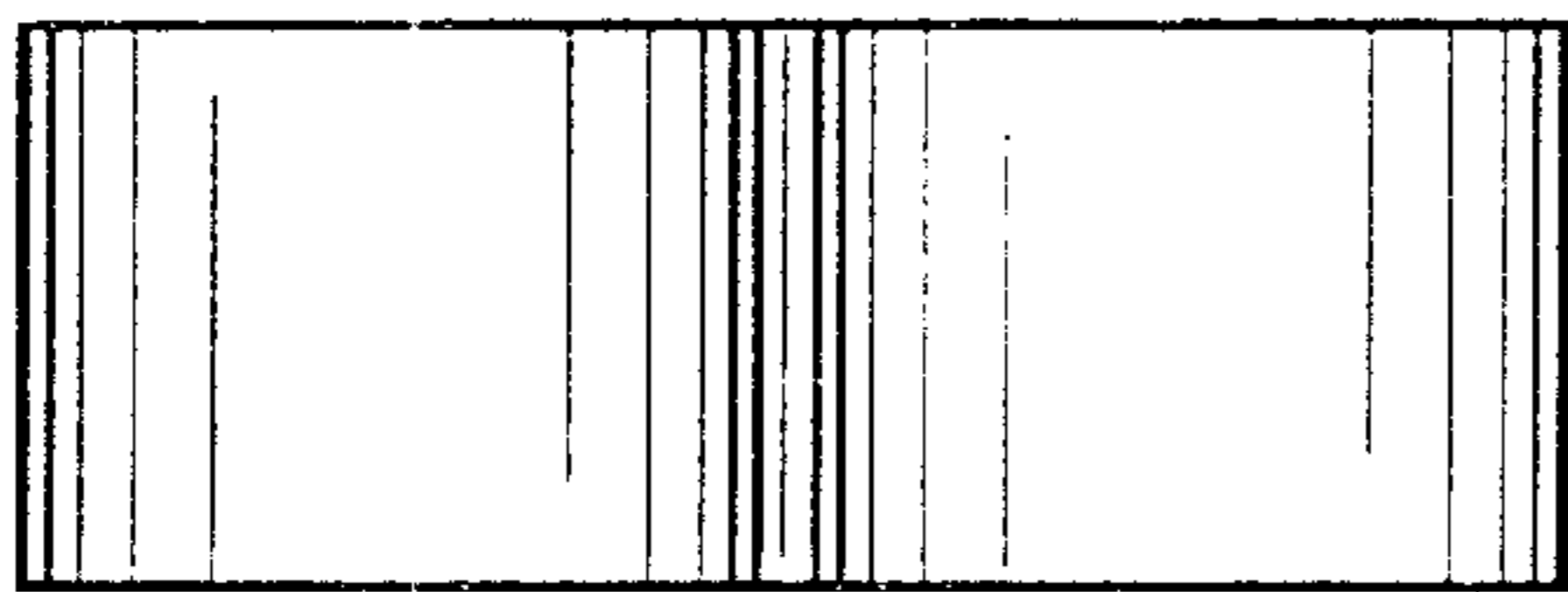


FIG. 2.




FIG. 3.




FIG. 4.




FIG. 5.




FIG. 6.




FIG. 7.