



US00D476091S

(12) **United States Design Patent**  
**Franson**

(10) **Patent No.:** **US D476,091 S**

(45) **Date of Patent:** **\*\* Jun. 17, 2003**

(54) **WINDOW COMPONENT EXTRUSION**

D447,253 S 8/2001 Gardner ..... D25/136

(75) Inventor: **Jeffrey R. Franson**, Maple Valley, WA  
(US)

**OTHER PUBLICATIONS**

(73) Assignee: **Mikron Industries, Inc.**, Kent, WA  
(US)

Jeffrey R. Franson, Mikron Part No. 8064, First Drawn: Nov. 1, 1999, First Sold: Sep. 25, 2000.

(\*\*) Term: **14 Years**

Jeffrey R. Franson, Mikron Part No. 8207, First Drawn: Jun. 13, 2000.

(21) Appl. No.: **29/174,207**

\* cited by examiner

(22) Filed: **Jan. 13, 2003**

*Primary Examiner*—Doris Clark

(74) *Attorney, Agent, or Firm*—Seed IP Law Group PLLC

**Related U.S. Application Data**

(62) Division of application No. 29/153,712, filed on Jan. 10, 2002, now Pat. No. Des. 470,244.

(51) **LOC (7) Cl.** ..... **25-01**

(52) **U.S. Cl.** ..... **D25/124**

(58) **Field of Search** ..... D25/124, 121,  
D25/122; 52/204.5, 204.1, 204.51, 230.3,  
202, 730.5, 731, 738, 732, 204.53; 49/DIG. 2,  
504, 505, 404, 413, 407, 408, 419

(57) **CLAIM**

The ornamental design for a window component extrusion, as shown and described.

**DESCRIPTION**

FIG. 1 is a top right perspective view of the window component extrusion which is broken in the center indicating indefinite length; and,

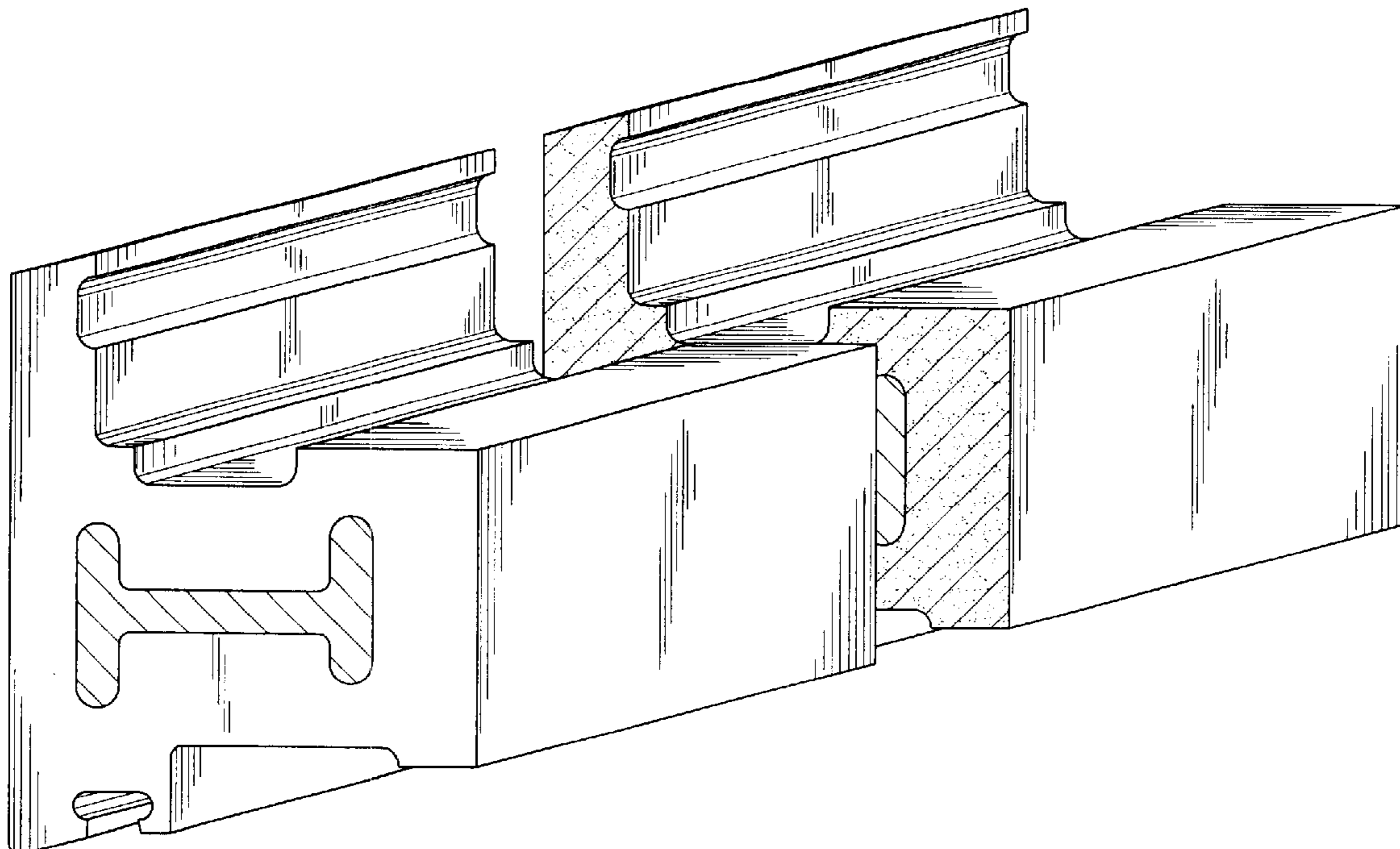
FIG. 2 is a bottom left perspective view of the window component extrusion shown in FIG. 1.

(56) **References Cited**

**U.S. PATENT DOCUMENTS**

D351,664 S \* 10/1994 Cole ..... D25/124

**1 Claim, 1 Drawing Sheet**



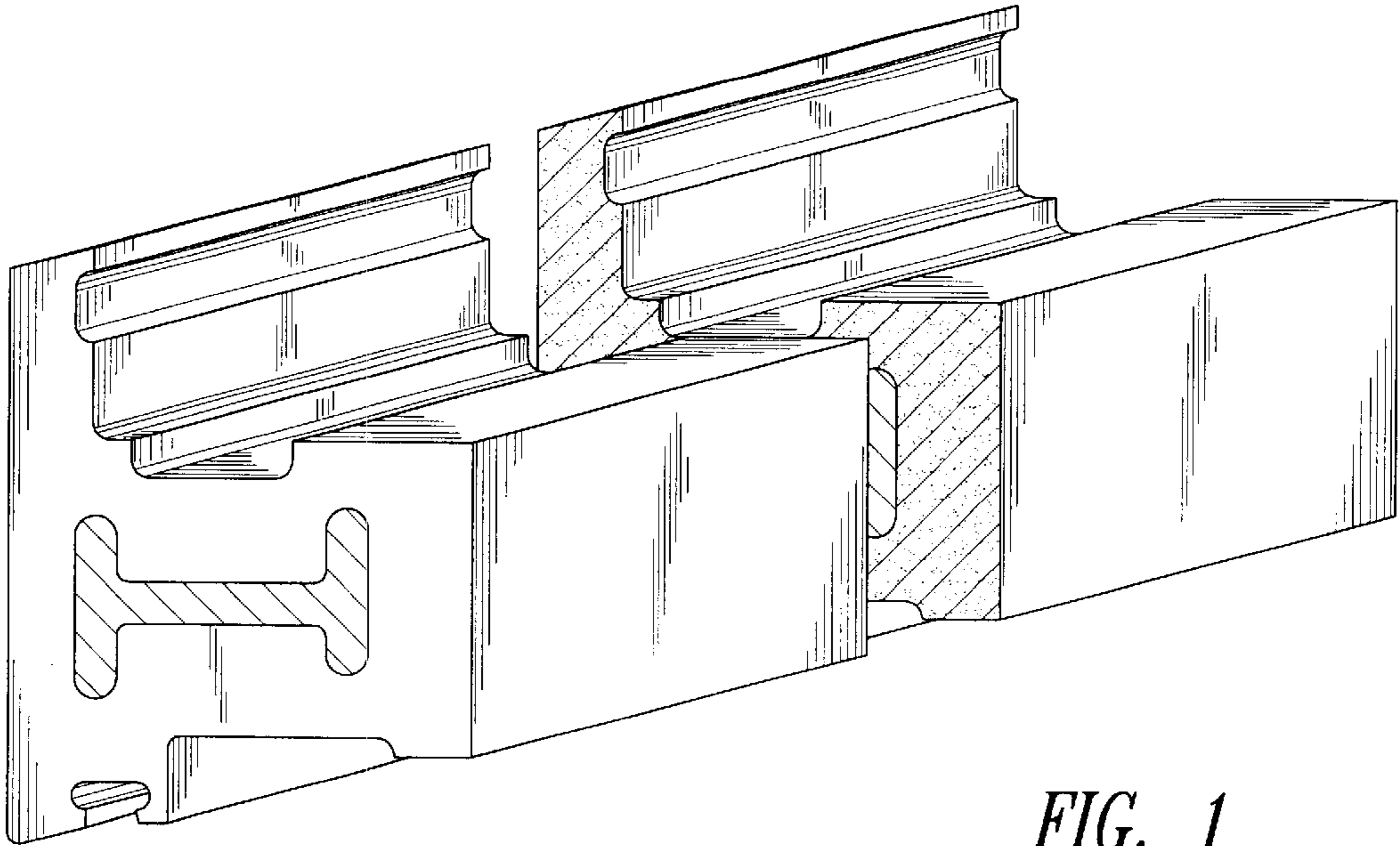


FIG. 1

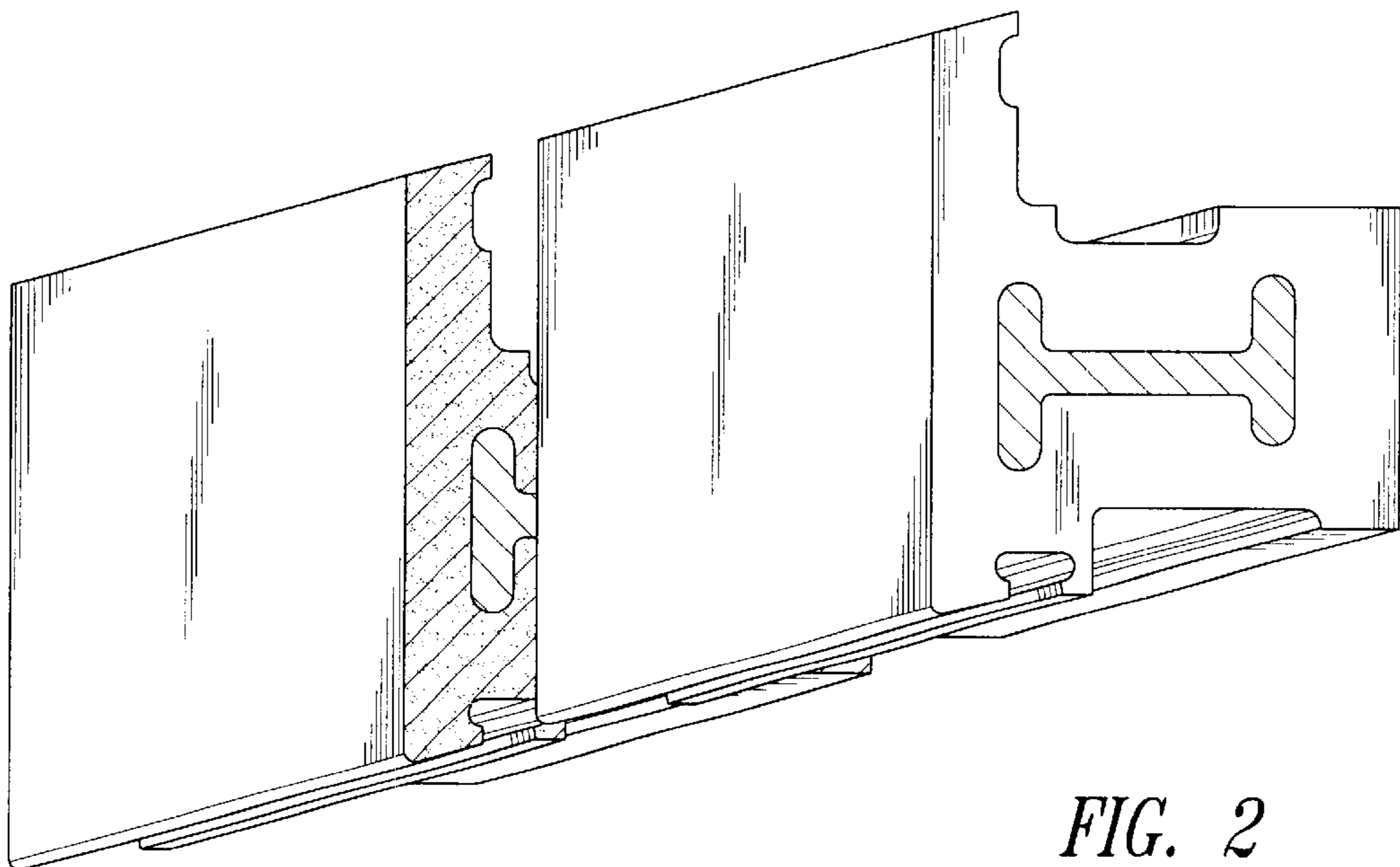


FIG. 2