



US00D476079S

(12) **United States Design Patent**
Kubalak et al.

(10) **Patent No.: US D476,079 S**

(45) **Date of Patent: ** Jun. 17, 2003**

(54) **URINE COLLECTION BAG**

(75) Inventors: **Thomas P. Kubalak**, Deephaven, MN (US); **Dennis Femrite**, Andover, MN (US); **Jerry R. Barber**, Ventura, CA (US); **Laura M. Calderon**, Vandenberg AFB, CA (US); **Ronald Crouther**, Camarillo, CA (US); **Christy R. Sweet**, Santa Barbara, CA (US); **Lawrence Y. Wissman**, Santa Barbara, CA (US)

(73) Assignee: **Mentor Corporation**, Santa Barbara, CA (US)

(**) Term: **14 Years**

(21) Appl. No.: **29/158,024**

(22) Filed: **Mar. 28, 2002**

(51) **LOC (7) Cl. 24-02**

(52) **U.S. Cl. D24/118**

(58) **Field of Search** D24/118, 122; 604/262, 414, 327, 408, 317, 349, 329, 322, 345; 383/22, 44; 417/477.2; 128/DIG. 24

(56) **References Cited**

U.S. PATENT DOCUMENTS

3,332,420 A * 7/1967 Voller D24/118

D218,265 S * 8/1970 Ericson D24/118

D358,467 S * 5/1995 Davis, Sr. D24/118

5,745,926 A * 5/1998 Cailleateau 383/44

6,004,305 A * 12/1999 Hursman et al. 604/349

6,059,544 A * 5/2000 Jung et al. 417/477.2

* cited by examiner

Primary Examiner—Ian Simmons

(74) *Attorney, Agent, or Firm*—Fish & Richardson P.C.

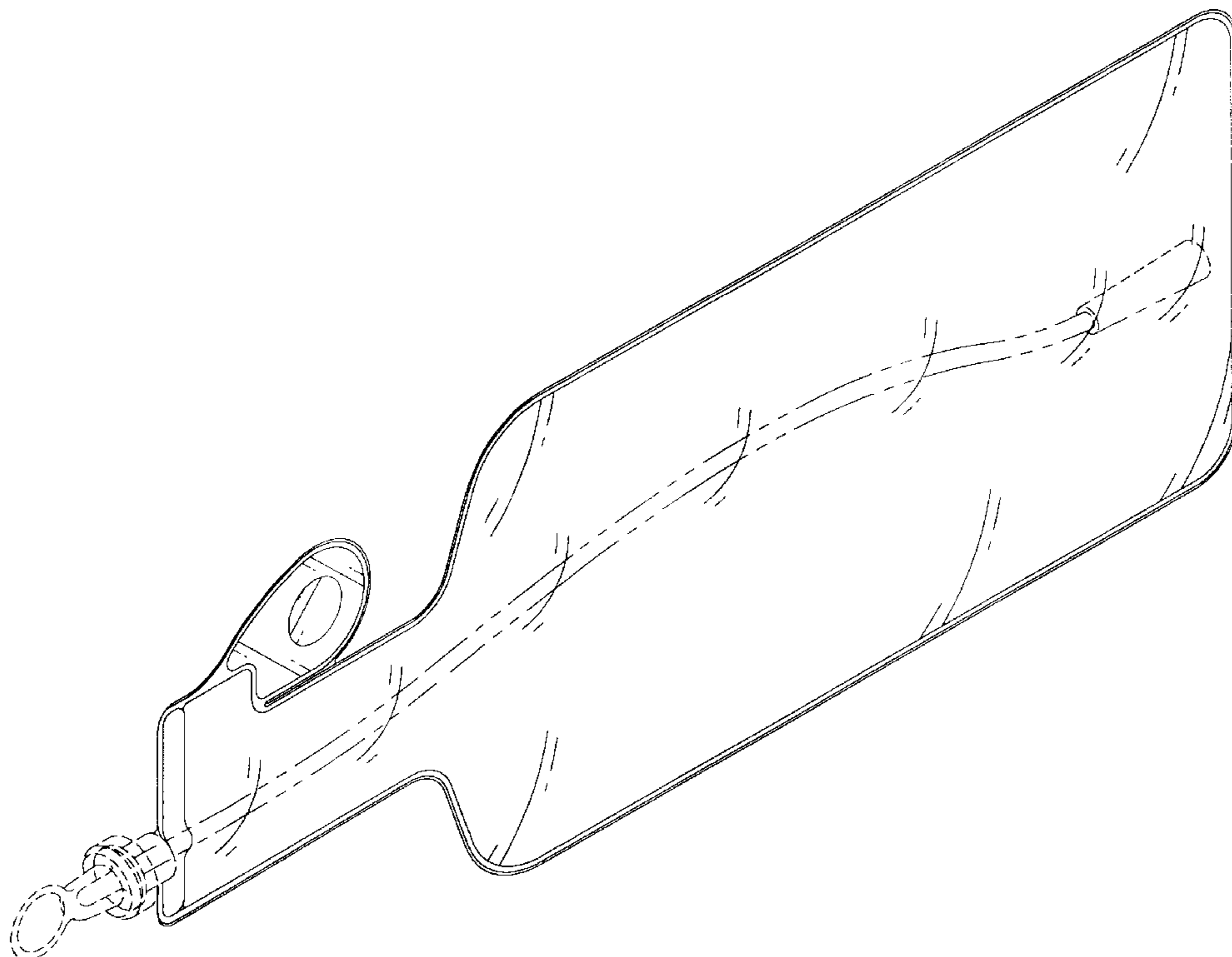
(57) **CLAIM**

The ornamental design for a urine collection bag, as shown and described.

DESCRIPTION

FIG. 1 is a perspective view of a first embodiment, with a urinary catheter and introducer tip shown in phantom lines. FIG. 2 is a top plan view of the embodiment of FIG. 1. FIG. 3 is a front elevation view of the embodiment of FIG. 1. The back view is identical and therefore has been omitted. FIG. 4 is a bottom plan view of the embodiment of FIG. 1. FIG. 5 is an end view of the embodiment of FIG. 1; and, FIG. 6 is an end view thereof opposite that shown in FIG. 5 of the embodiment of FIG. 1.

1 Claim, 3 Drawing Sheets



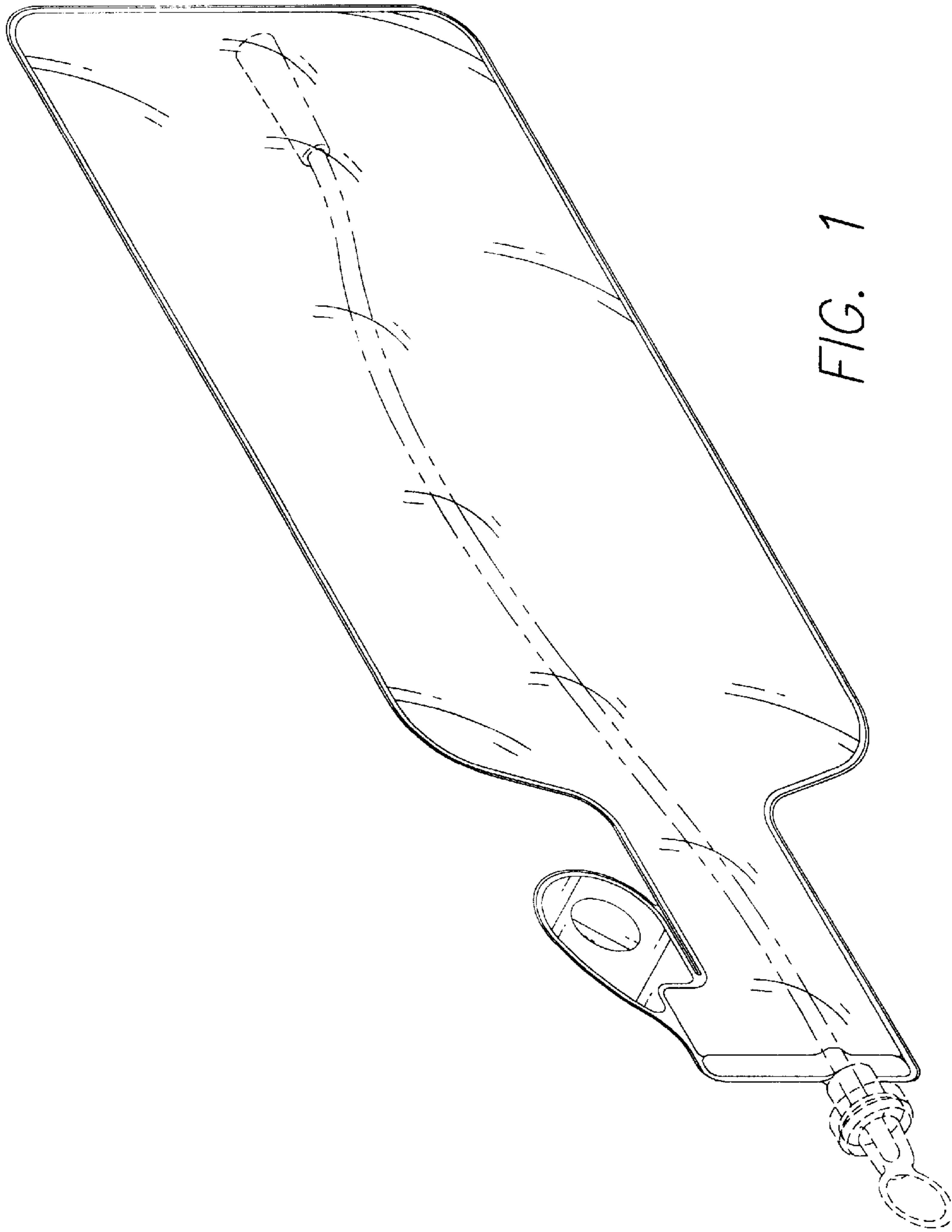


FIG. 1

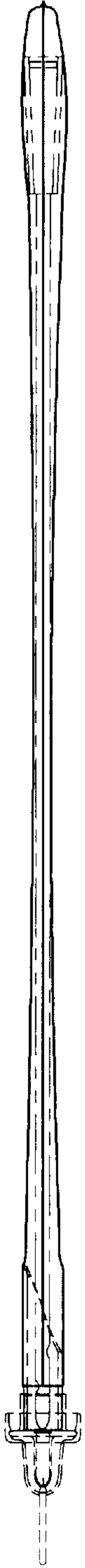


FIG. 2

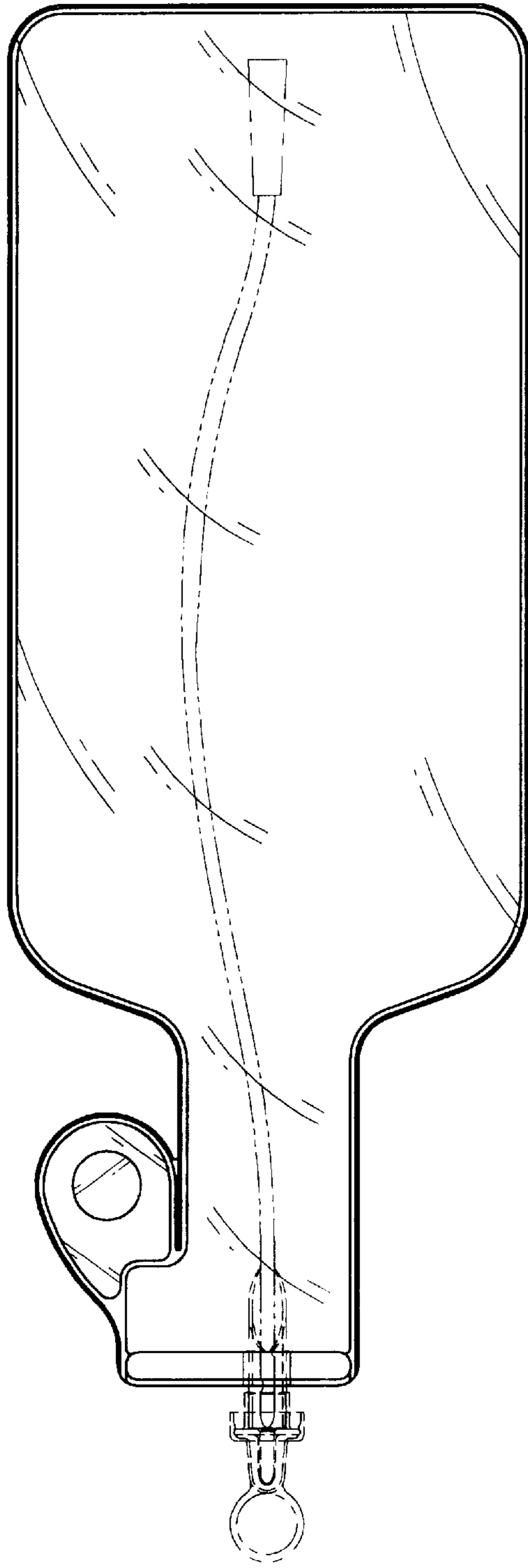


FIG. 3



FIG. 4

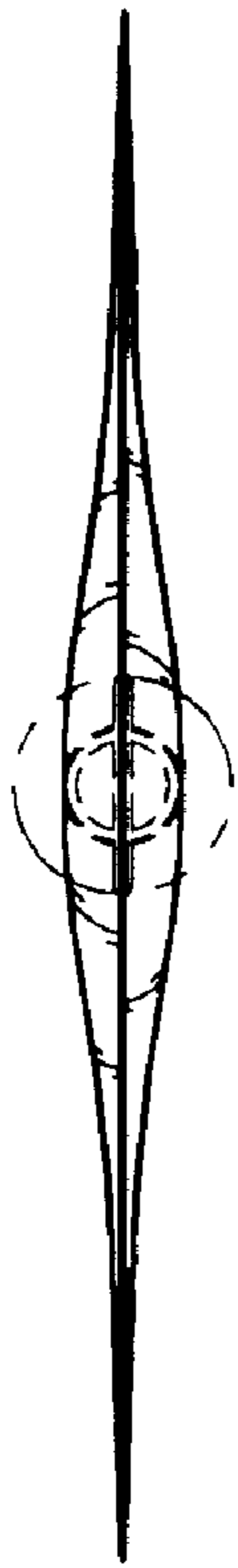


FIG. 5

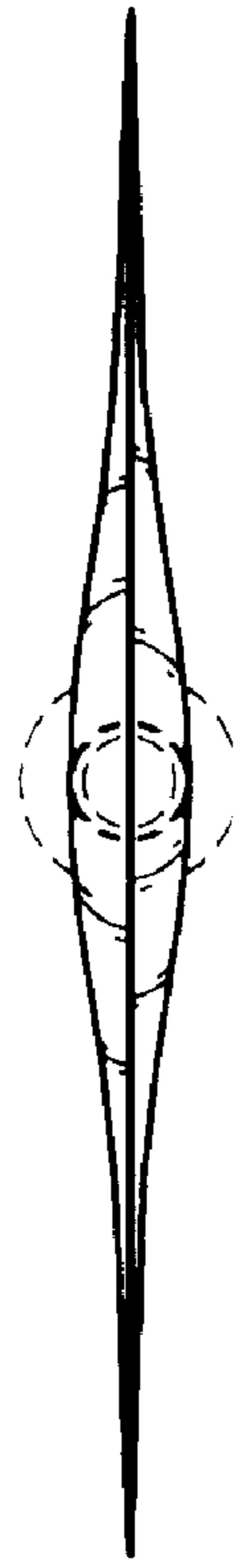


FIG. 6