



US00D476076S

(12) **United States Design Patent**
Legg

(10) **Patent No.:** **US D476,076 S**

(45) **Date of Patent:** **** Jun. 17, 2003**

(54) **PROTECTIVE HVAC DUCT COVER**

6,422,935 B1 7/2002 Yampolski
D462,436 S 9/2002 Bennett et al.

(76) Inventor: **Stephen Legg**, 12409 Hummingbird
Way, Sellersburg, IN (US) 47172

OTHER PUBLICATIONS

(**) Term: **14 Years**

Printout from the Internet at www.allergyasthmatech.com on
"Allertech Vent Guard" Sep. 2002.

(21) Appl. No.: **29/168,699**

* cited by examiner

(22) Filed: **Oct. 7, 2002**

Primary Examiner—Louis S. Zarfes

(51) **LOC (7) Cl.** **23-99**

Assistant Examiner—Robert A. Delehanty

(52) **U.S. Cl.** **D23/499**

(74) *Attorney, Agent, or Firm*—Leydig, Voit & Mayer, Ltd.

(58) **Field of Search** D23/386–395,
D23/412, 499; D3/244; D6/610–611; 416/244 R,
247 R; 459/276

(57) **CLAIM**

The ornamental design for a protective HVAC duct cover, as
shown and described.

(56) **References Cited**

DESCRIPTION

U.S. PATENT DOCUMENTS

D244,539 S	*	5/1977	Mulligan	D23/393
4,502,368 A		3/1985	Hempel		
5,525,145 A	*	6/1996	Hodge	D23/393 X
D376,007 S		11/1996	Thomas		
D392,031 S	*	3/1998	Miller	D23/393 X
5,759,098 A		6/1998	Jarnot		
D428,131 S		7/2000	Jafine et al.		
D430,284 S	*	8/2000	Hernandez	D23/499
D432,226 S		10/2000	Orendorff		
D437,117 S	*	2/2001	Pinkhasov	D3/244 X
D447,902 S	*	9/2001	Black	D6/611

FIG. 1 is a perspective view of a protective HVAC duct cover showing my new design;
FIG. 2 is a top plan view thereof, the bottom plan view being the same;
FIG. 3 is a right side elevational view thereof;
FIG. 4 is a left side elevational view thereof;
FIG. 5 is a top end view thereof; and,
FIG. 6 is a bottom end view thereof.
The drawings are lined for the color orange which form a part of the claimed design.

1 Claim, 2 Drawing Sheets

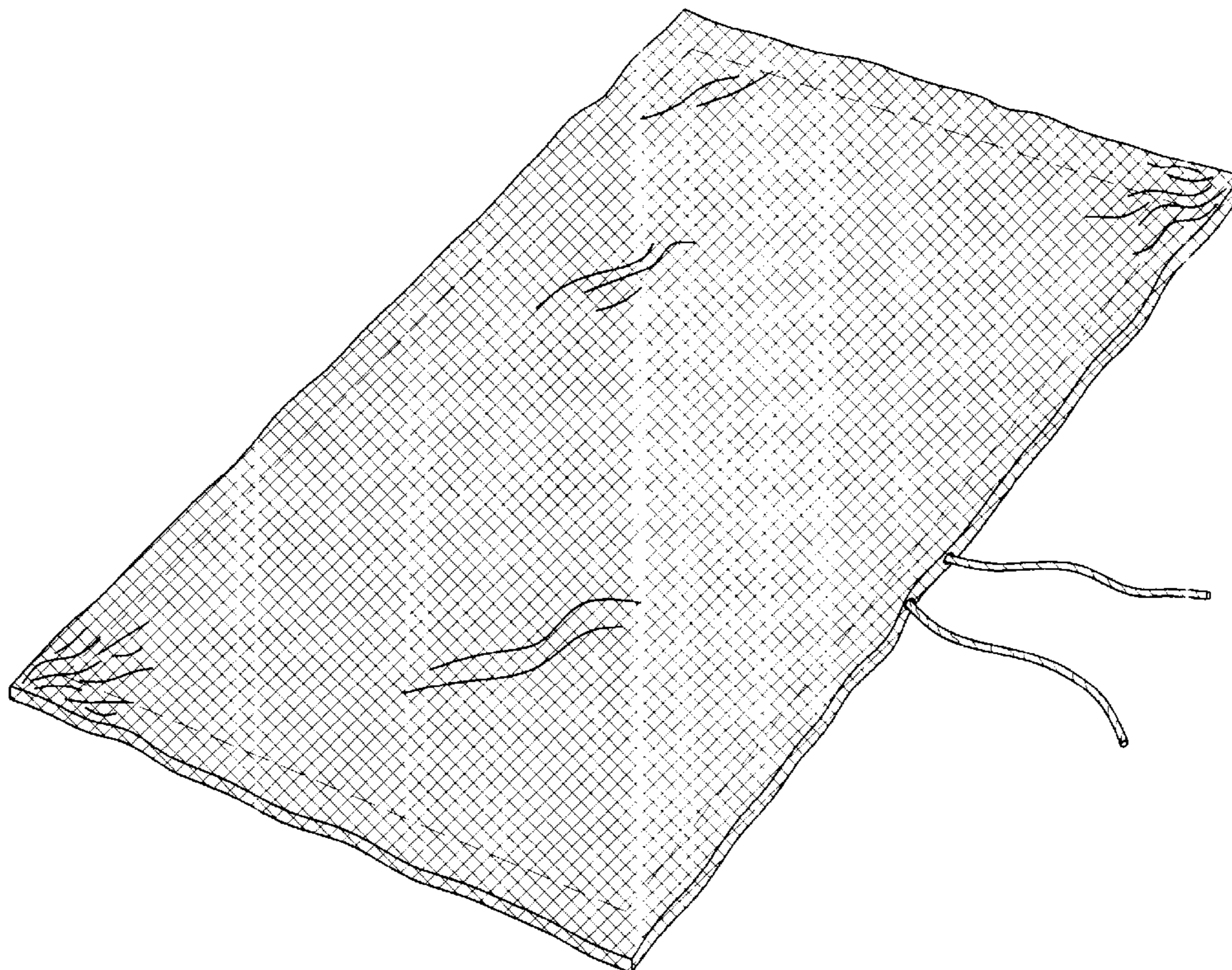


FIG. 1

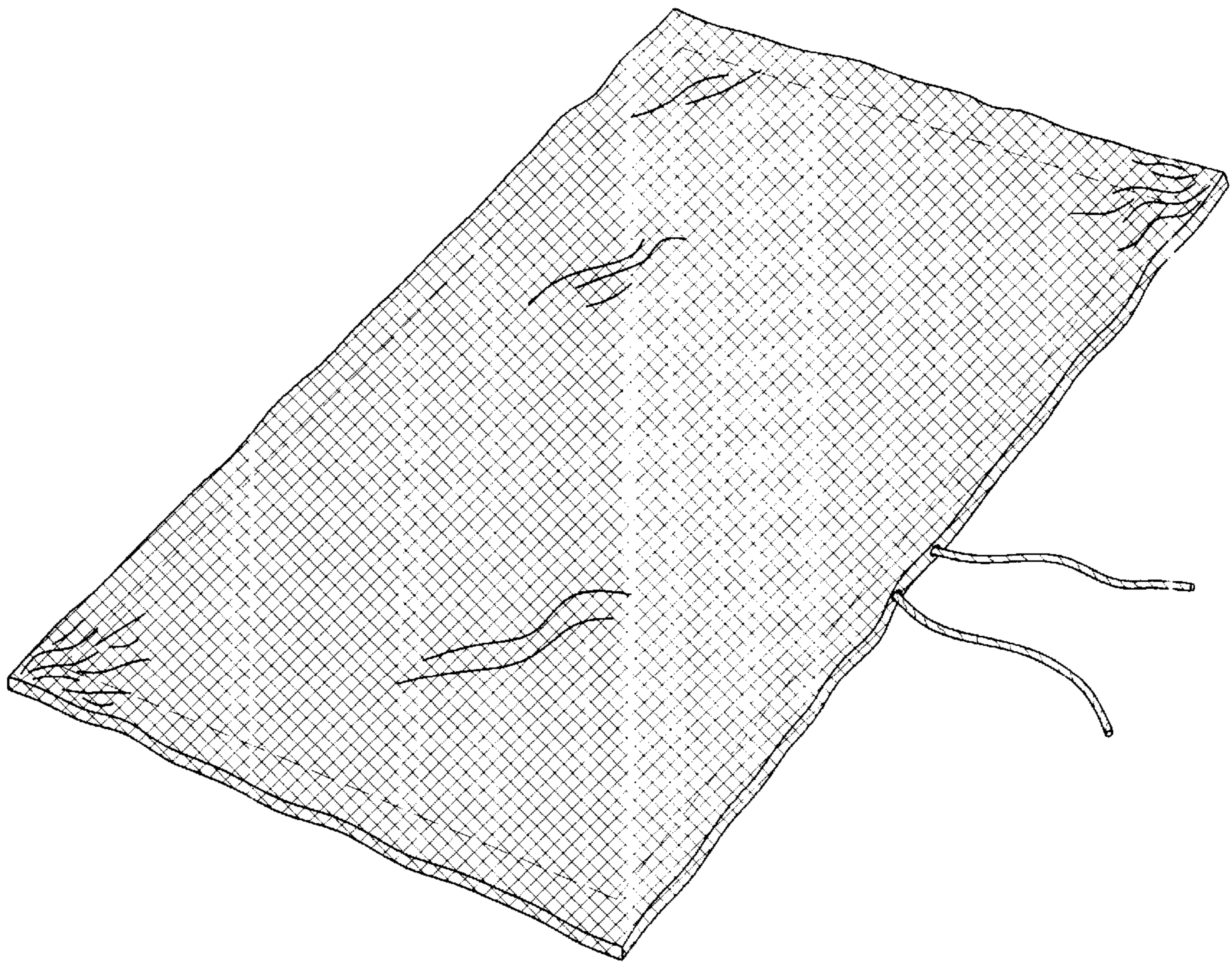


FIG. 5

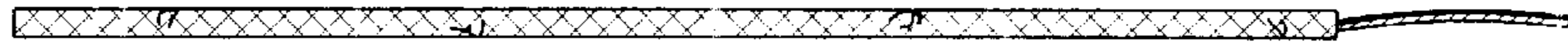


FIG. 3

FIG. 2

FIG. 4

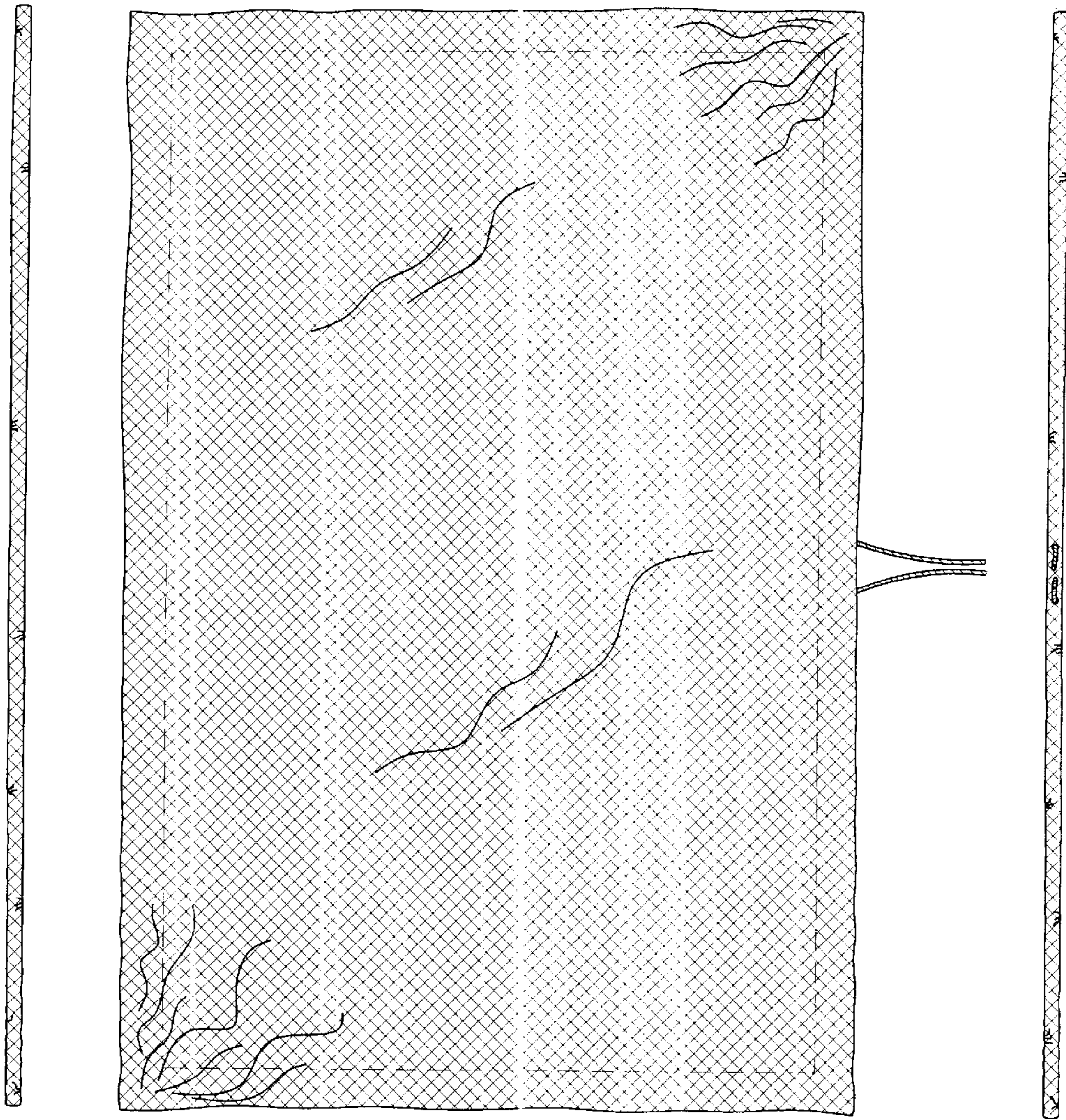


FIG. 6

