



US00D476071S

(12) **United States Design Patent**
Farmer

(10) **Patent No.:** **US D476,071 S**

(45) **Date of Patent:** **** Jun. 17, 2003**

(54) **AIR FRESHENER**

D417,356 S * 12/1999 Rosenstadt et al.
D469,153 S * 1/2003 Gibbs

(75) Inventor: **Michael J. Farmer**, Sioux Falls, SD
(US)

* cited by examiner

(73) Assignee: **Ashland, Inc.**, Lexington, KY (US)

Primary Examiner—M. H. Tung
(74) *Attorney, Agent, or Firm*—David W. Carrithers;
Carrithers Law Office

(**) Term: **14 Years**

(57) **CLAIM**

(21) Appl. No.: **29/167,293**

The ornamental design for an air freshener, as shown and described.

(22) Filed: **Sep. 11, 2002**

(51) **LOC (7) Cl.** **23-04**

DESCRIPTION

(52) **U.S. Cl.** **D23/367**

(58) **Field of Search** D11/49, 100; D22/132;
D23/366-9; 239/211, 34-60; 422/120, 122-4;
261/DIG. 65

FIG. 1 is a right side elevational view of an air freshener in accordance with my design;
FIG. 2 is a front elevation thereof;
FIG. 3 is a rear elevation thereof;
FIG. 4 is a left side elevational view thereof;
FIG. 5 is top plan view thereof; and,
FIG. 6 is a bottom plan view thereof.

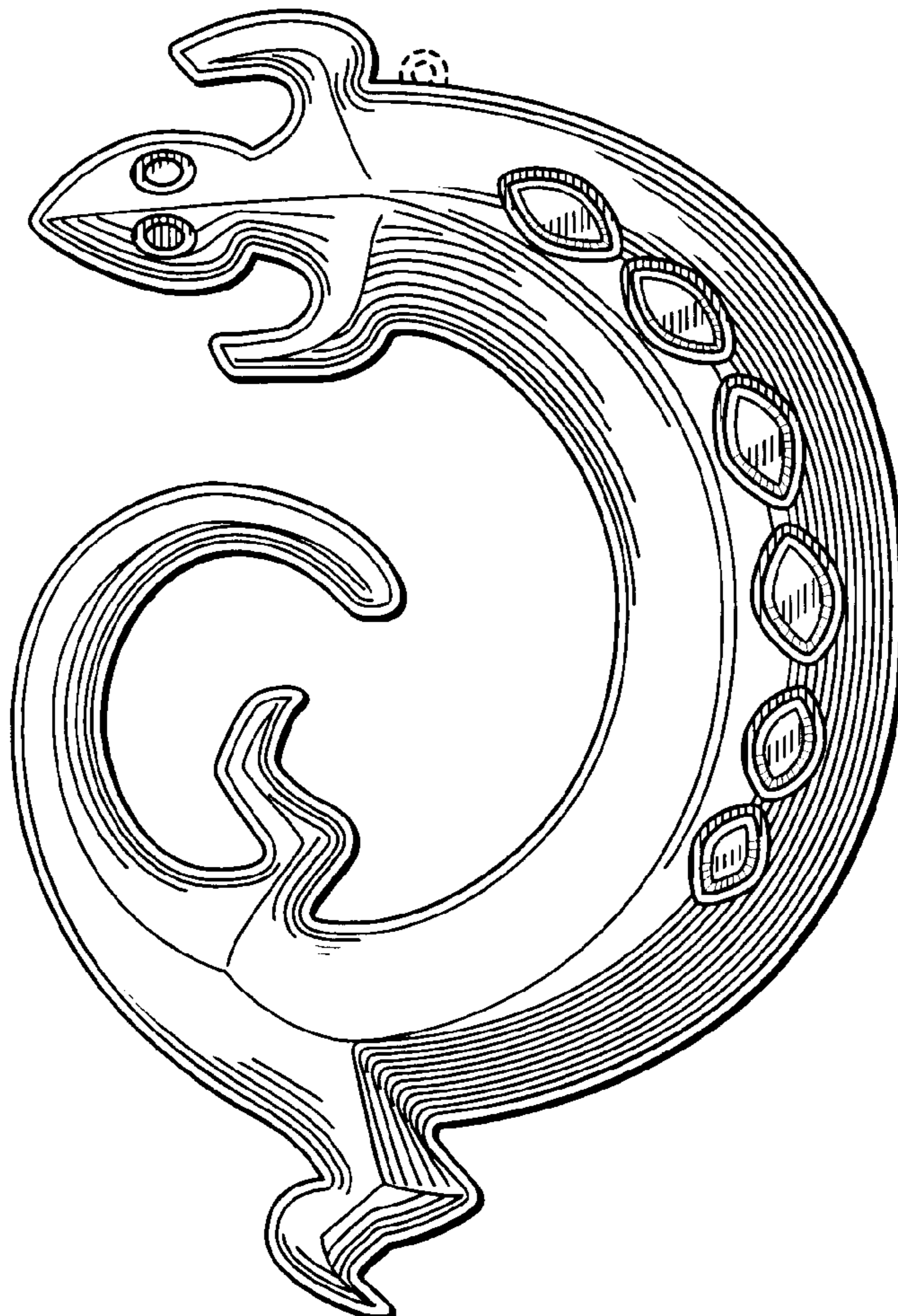
(56) **References Cited**

U.S. PATENT DOCUMENTS

D401,685 S * 11/1998 Wilson
D402,844 S * 12/1998 Rosenstadt et al.
D411,614 S * 6/1999 Wang

The broken line showing of the hook eyelet is for illustrative purposes only and forms no part of the claimed design.

1 Claim, 2 Drawing Sheets



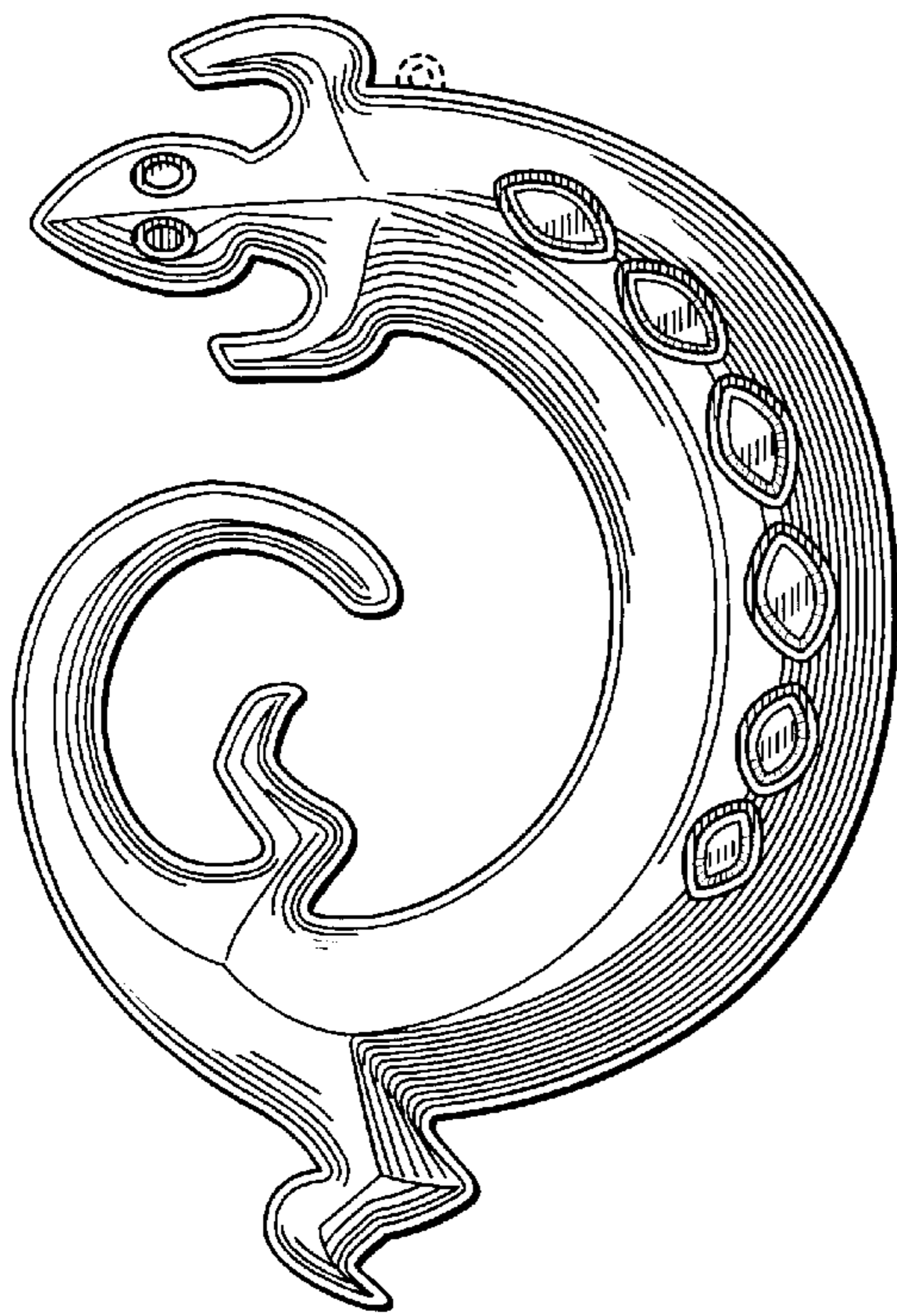


FIG. 1



FIG. 2



FIG. 3




FIG. 4



FIG. 5




FIG. 6