



US00D476067S

(12) **United States Design Patent**
Palacin

(10) **Patent No.:** **US D476,067 S**

(45) **Date of Patent:** **** Jun. 17, 2003**

(54) **PEDESTAL FOR LAVATORY**

(75) Inventor: **Jaume Singla Palacin**, Barcelona (ES)

(73) Assignee: **Roca Sanitario, S.A.**, Barcelona (ES)

(**) Term: **14 Years**

(21) Appl. No.: **29/155,050**

(22) Filed: **Jan. 31, 2002**

(30) **Foreign Application Priority Data**

Aug. 1, 2001 (ES) 151981

(51) **LOC (7) Cl.** **23-02**

(52) **U.S. Cl.** **D23/308**

(58) **Field of Search** D23/284-285,
D23/271-273, 287, 292, 293.1, 308; 4/619,
624-625, 627, 638, 643, 646; 119/69.5

(56) **References Cited**

U.S. PATENT DOCUMENTS

- D39,910 S * 4/1909 Rowe D23/271
- D60,396 S * 2/1922 Budlong D23/292
- 3,084,666 A * 4/1963 Plaisance 119/69.5
- 3,995,591 A * 12/1976 Garwood 119/69.5
- D296,357 S * 6/1988 Brossardt et al. D23/292

D332,829 S * 1/1993 Belfor D23/292

* cited by examiner

Primary Examiner—Louis S. Zarfes

Assistant Examiner—Robert A. Delehanty

(74) *Attorney, Agent, or Firm*—Steinberg & Raskin, P.C.

(57) **CLAIM**

I claim the ornamental design for pedestal for lavatory, as shown and described.

DESCRIPTION

FIG. 1 is a perspective view of pedestal for lavatory according to the claimed design;

FIG. 2 is a top elevational view of the pedestal for lavatory shown in FIG. 1;


FIG. 3 is a front elevational view of the pedestal for lavatory shown in FIG. 1;

FIG. 4 is a side elevational view of the pedestal for lavatory shown in FIG. 1 (each side of the pedestal for lavatory being a mirror image of the other);

FIG. 5 is a rear elevational view of the pedestal for lavatory shown in FIG. 1; and,

FIG. 6 is a bottom elevational view of the pedestal for lavatory shown in FIG. 1.

1 Claim, 1 Drawing Sheet



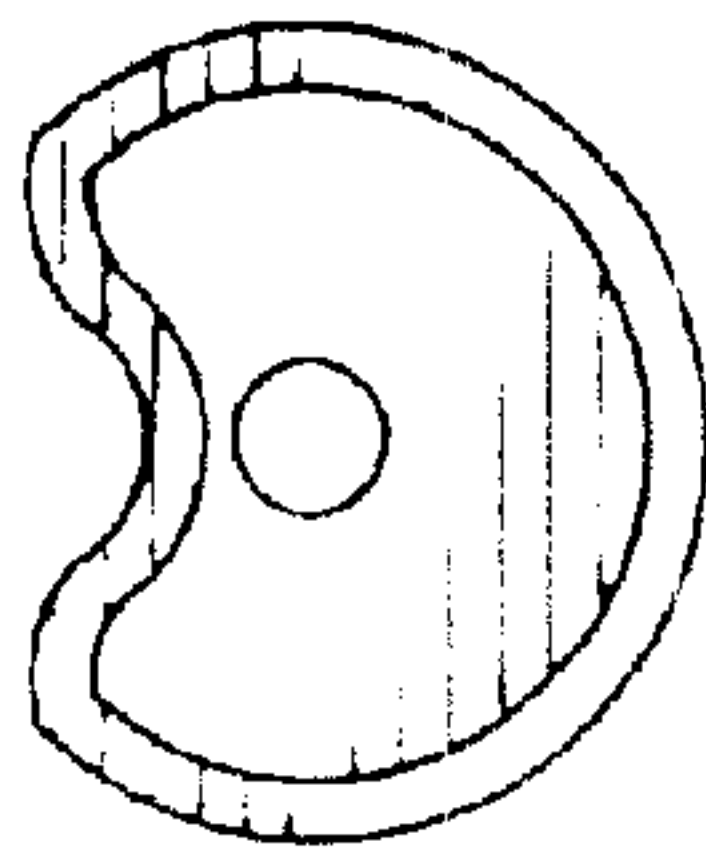


FIG. 6




FIG. 3




FIG. 4

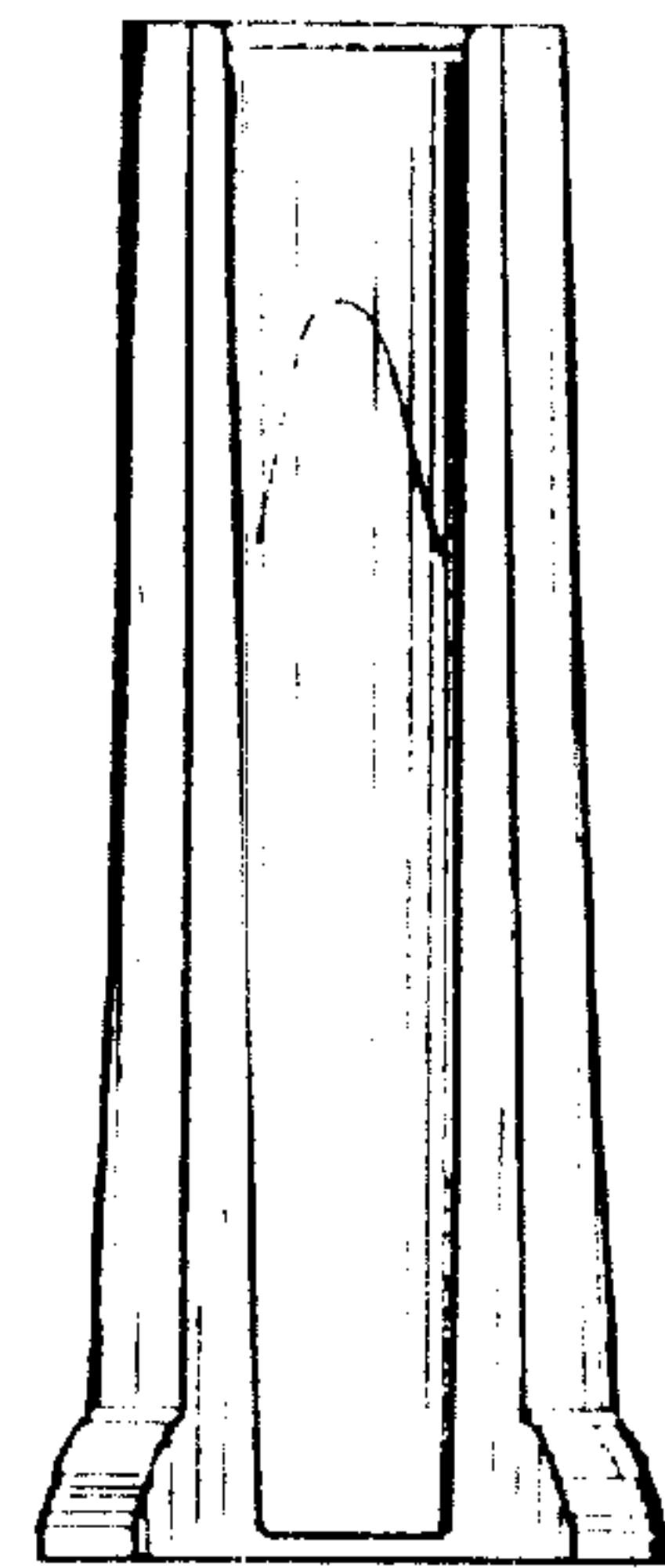


FIG. 5



FIG. 2




FIG. 1