



US00D476064S

(12) **United States Design Patent**
Smith

(10) **Patent No.:** **US D476,064 S**

(45) **Date of Patent:** **** Jun. 17, 2003**

(54) **ESCUTCHEON**

D337,014 S * 7/1993 Wang D6/550
D429,521 S * 8/2000 Doughty et al. D23/250

(75) Inventor: **Michael S. Smith**, Santa Monica, CA
(US)

OTHER PUBLICATIONS

Undated Kohler catalog ad showing a “K-7500” handle.

(73) Assignee: **Kallista, Inc.**, Kohler, WI (US)

* cited by examiner

(**) Term: **14 Years**

Primary Examiner—Louis S. Zarfes

(21) Appl. No.: **29/149,220**

Assistant Examiner—Gregory Andoll

(22) Filed: **Oct. 4, 2001**

(74) *Attorney, Agent, or Firm*—Quarles & Brady LLP

Related U.S. Application Data

(57) **CLAIM**

(62) Division of application No. 29/121,393, filed on Apr. 5,
2000, now Pat. No. Des. 466,987.

The ornamental design for an escutcheon, as shown and
described.

(51) **LOC (7) Cl.** **23-01**

DESCRIPTION

(52) **U.S. Cl.** **D23/250**

FIG. 1 is a left, top, front perspective view of an escutcheon
embodying my new design;

(58) **Field of Search** D23/238–243,
D23/245–254; D8/300–312, 353, DIG. 2;
4/675–678; 16/110.2; 137/801; D6/550

FIG. 2 is a front elevational view thereof, the rear elevational
view being identical to the front elevational view shown;

(56) **References Cited**


FIG. 3 is a left side elevational view thereof, the right side
elevational view being identical to the left side shown; and,
FIG. 4 is a top plan view thereof.

U.S. PATENT DOCUMENTS

The broken line representation of mounting structure in
FIGS. 1 and 4 is for the purpose of illustration only, and
forms no part of the claimed design.

- D76,904 S * 11/1928 Smith D23/254
- D76,995 S 11/1928 Fraser D23/254
- D86,672 S 4/1932 Ferguson D23/250
- 3,084,349 A * 4/1963 Sundblad et al. 4/676

1 Claim, 1 Drawing Sheet






FIG. 1




FIG. 2




FIG. 3




FIG. 4