



US00D476053S

(12) **United States Design Patent**  
**Goserud**

(10) **Patent No.:** **US D476,053 S**

(45) **Date of Patent:** **\*\* Jun. 17, 2003**

(54) **REMOVABLE PLASTIC COVER SKIRT FOR  
A GOLF TEE HOLDER**

D466,041 S \* 11/2002 Goserud ..... D11/79

\* cited by examiner

(76) **Inventor:** **J. Thomas Goserud**, 3152 Woodridge  
Dr., Landisville, PA (US) 17538-1347

*Primary Examiner*—Mitchell Siegel

(74) *Attorney, Agent, or Firm*—Norman B. Rainer

(\*\*) **Term:** **14 Years**

(57) **CLAIM**

(21) **Appl. No.:** **29/163,896**

The ornamental design for a removable plastic cover skirt  
for a golf tee holder, as shown and described.

(22) **Filed:** **Jul. 16, 2002**

**DESCRIPTION**

(51) **LOC (7) Cl.** ..... **21-02**

(52) **U.S. Cl.** ..... **D21/789**

(58) **Field of Search** ..... D21/789, 793,  
D21/796; D3/207; D11/79; 224/251, 666,  
675, 677; 206/315.5

FIG. 1 is a front and top perspective view of a removable  
plastic cover skirt for a golf tee holder, showing my new  
design;

FIG. 2 is a top view thereof;

FIG. 3 is a side view thereof, the unshown opposite side  
being of identical appearance;

FIG. 4 is a bottom view thereof; and,

FIG. 5 is a front view thereof shown in operative association  
with a golf tee holder shown in phantom outline and not a  
part of this invention, the unshown opposite rear view being  
of identical appearance.

(56) **References Cited**

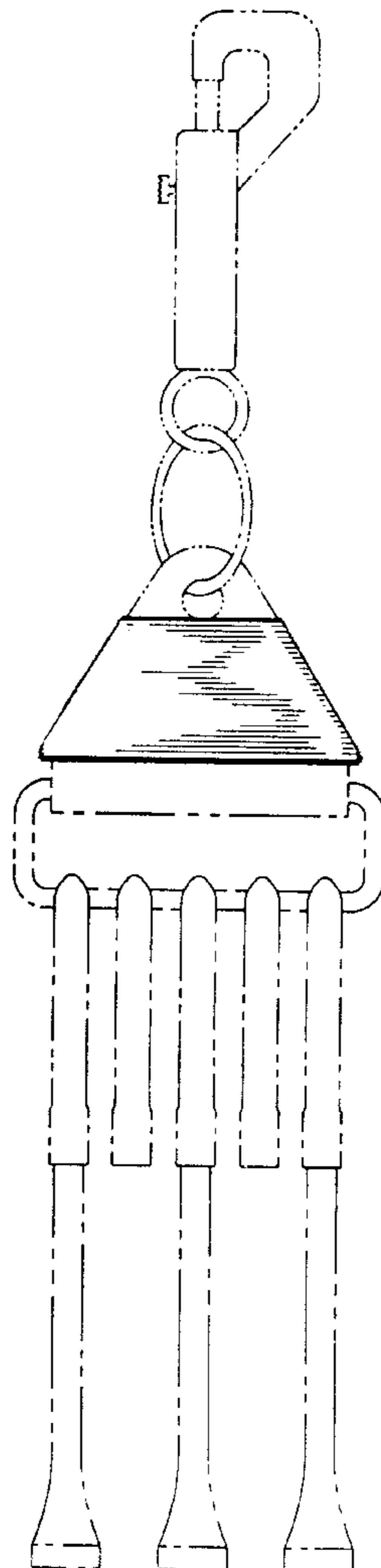
**U.S. PATENT DOCUMENTS**

4,993,613 A \* 2/1991 Frisbie ..... 224/251

5,172,839 A \* 12/1992 Frisbie ..... 224/251

D441,823 S \* 5/2001 Blackhurst ..... D21/797

**1 Claim, 2 Drawing Sheets**






Fig. 1



Fig. 2

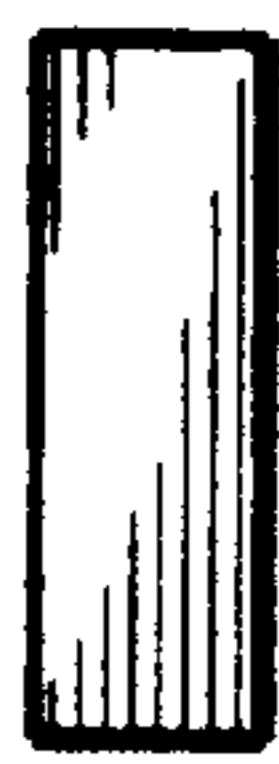


Fig. 3




Fig. 4

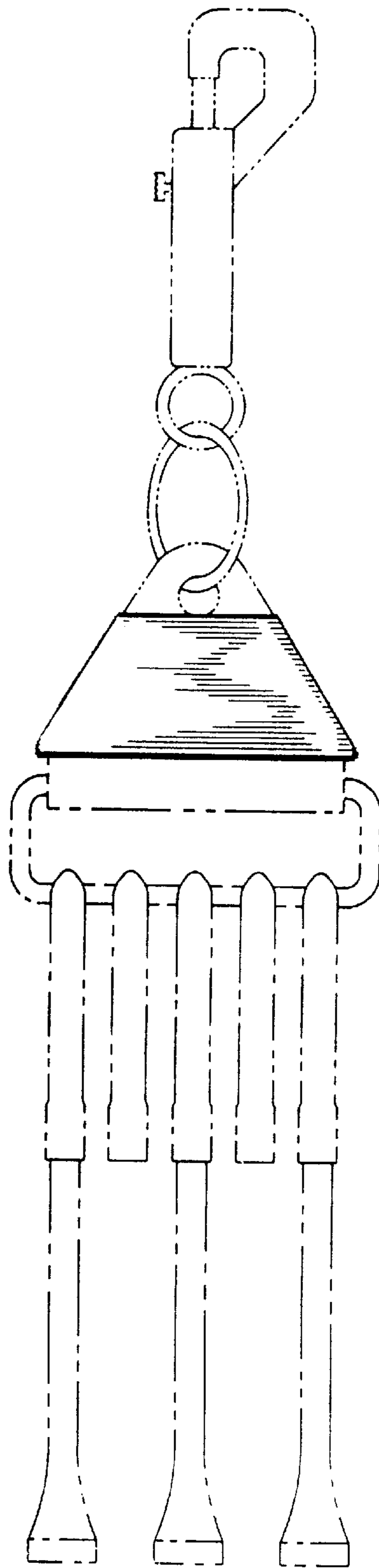


Fig. 5