



US00D476013S

(12) **United States Design Patent**
Tabasso et al.

(10) **Patent No.:** **US D476,013 S**

(45) **Date of Patent:** **** Jun. 17, 2003**

(54) **KEYBOARD WITH ACCESS BUTTONS**

(75) Inventors: **Alain Tabasso**, Les Bouleaux Essertines (CH); **Denis Pavillard**, Monnaz (CH); **John Skeeahan**, Pully (CH); **Keith John Tritschler**, Bray Co. Wicklow (IE)

(73) Assignee: **Logitech Europe S.A.** (CH)

(**) Term: **14 Years**

(21) Appl. No.: **29/168,039**

(22) Filed: **Sep. 24, 2002**

(51) **LOC (7) Cl.** **14-02**

(52) **U.S. Cl.** **D14/456; D14/398**

(58) **Field of Search** D14/456, 455, D14/391-398, 388-390; 235/145 R, 146, 145 A; 433/433.01; 178/17 A, 17 C; 345/156, 157, 160

(56) **References Cited**

U.S. PATENT DOCUMENTS

- D407,700 S * 4/1999 Fan D14/398
- D415,484 S * 10/1999 Lin D14/398
- D428,613 S * 7/2000 Chen D14/393

- D429,726 S * 8/2000 Kuo D14/392
- D446,520 S * 8/2001 Ji D14/392
- D449,612 S * 10/2001 Sheehan et al. D14/396
- D464,051 S * 10/2002 Wu D14/392

* cited by examiner

Primary Examiner—Kay H. Chin

(74) *Attorney, Agent, or Firm*—Townsend and Townsend and Crew LLP

(57) **CLAIM**

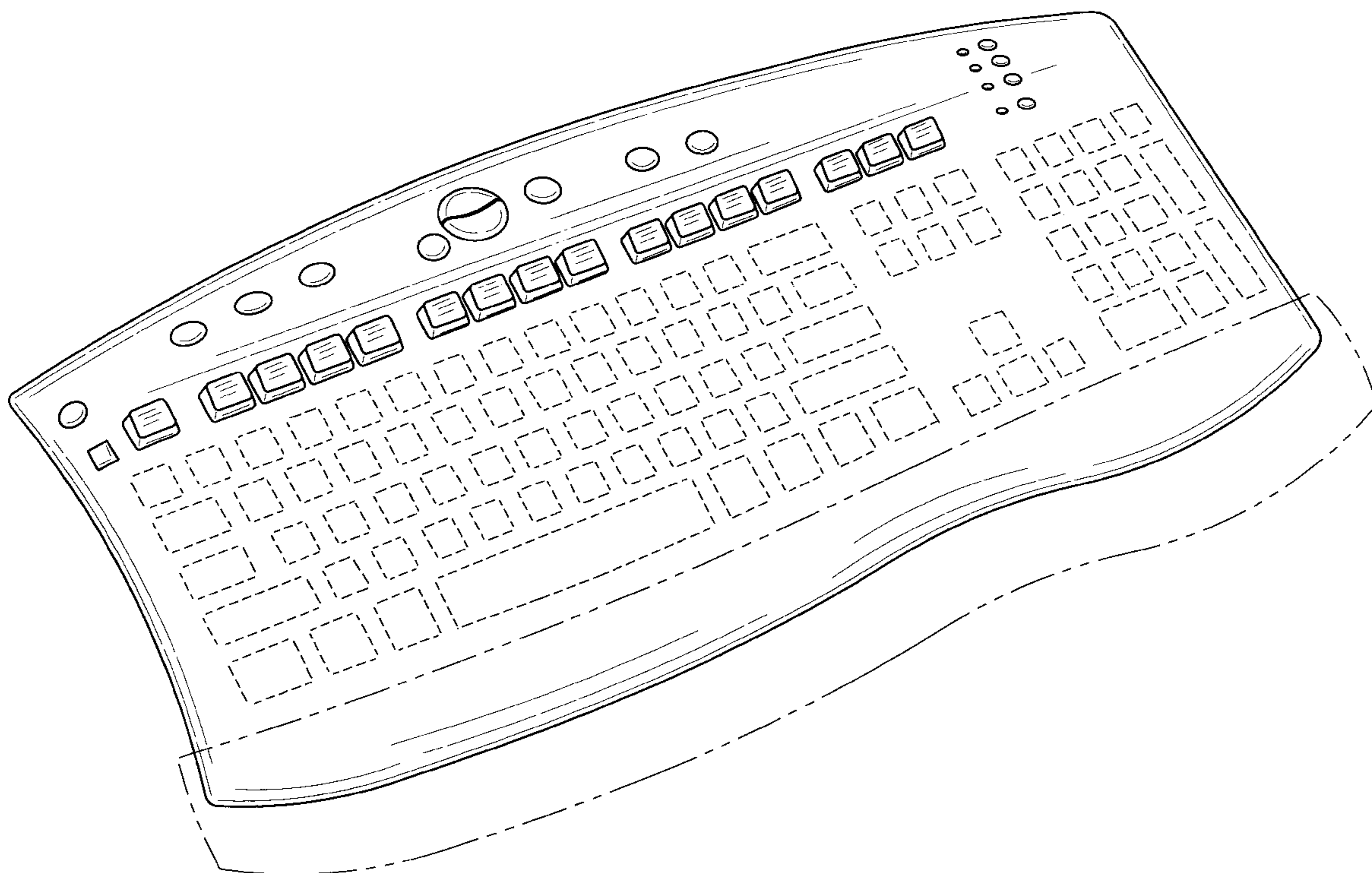
The ornamental design for keyboard with access buttons, as shown and described.

DESCRIPTION

FIG. 1 is a perspective view of a keyboard with access buttons showing our new design; FIG. 2 is a top plan view thereof; FIG. 3 is a front elevational view thereof; FIG. 4 is a rear elevational view thereof; FIG. 5 is a left side elevational view thereof; and, FIG. 6 is a right side elevational view thereof.

The broken lines shown in the views are for illustrative purposes only and form no part of the claim design.

1 Claim, 3 Drawing Sheets



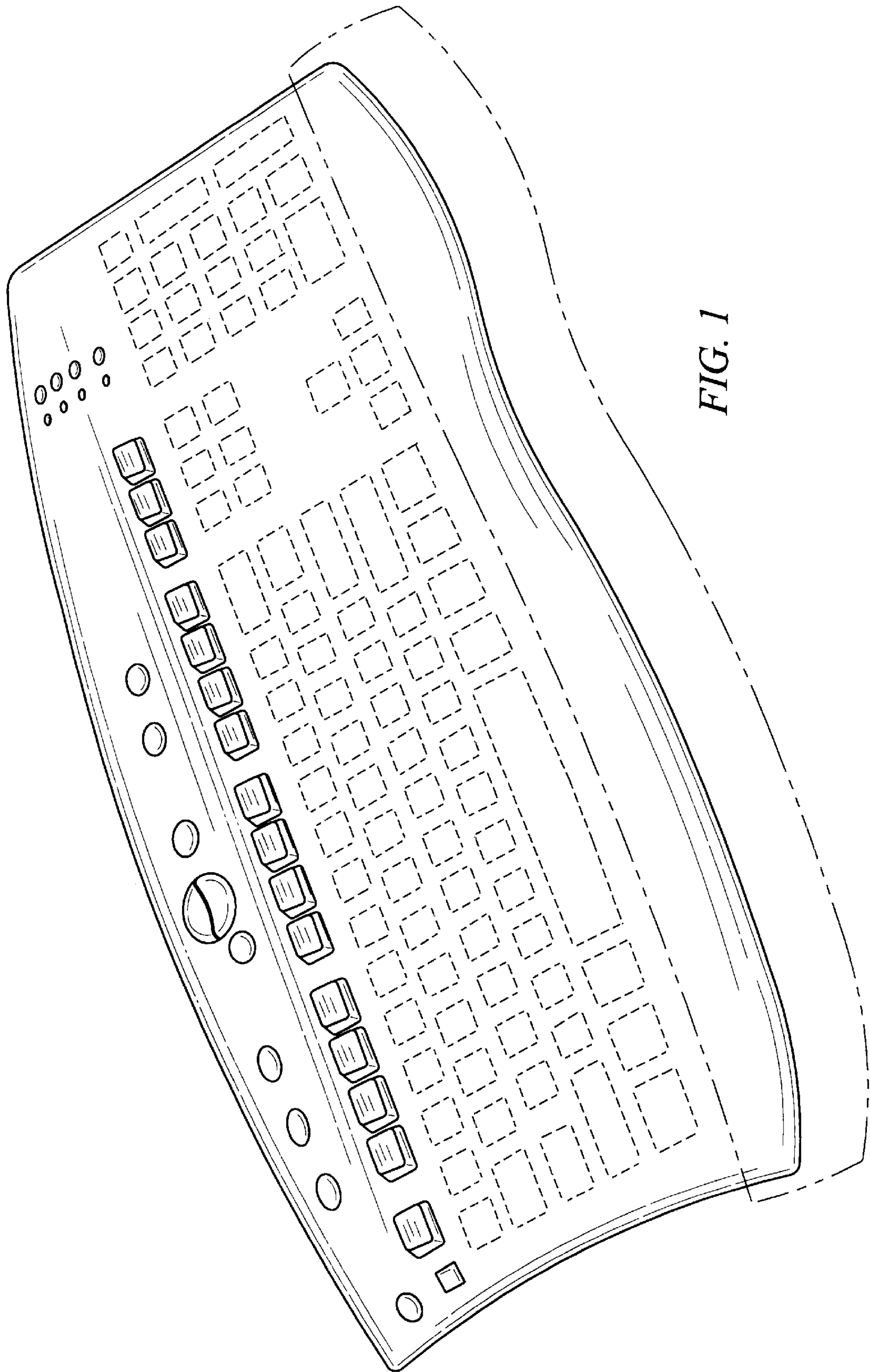


FIG. 1

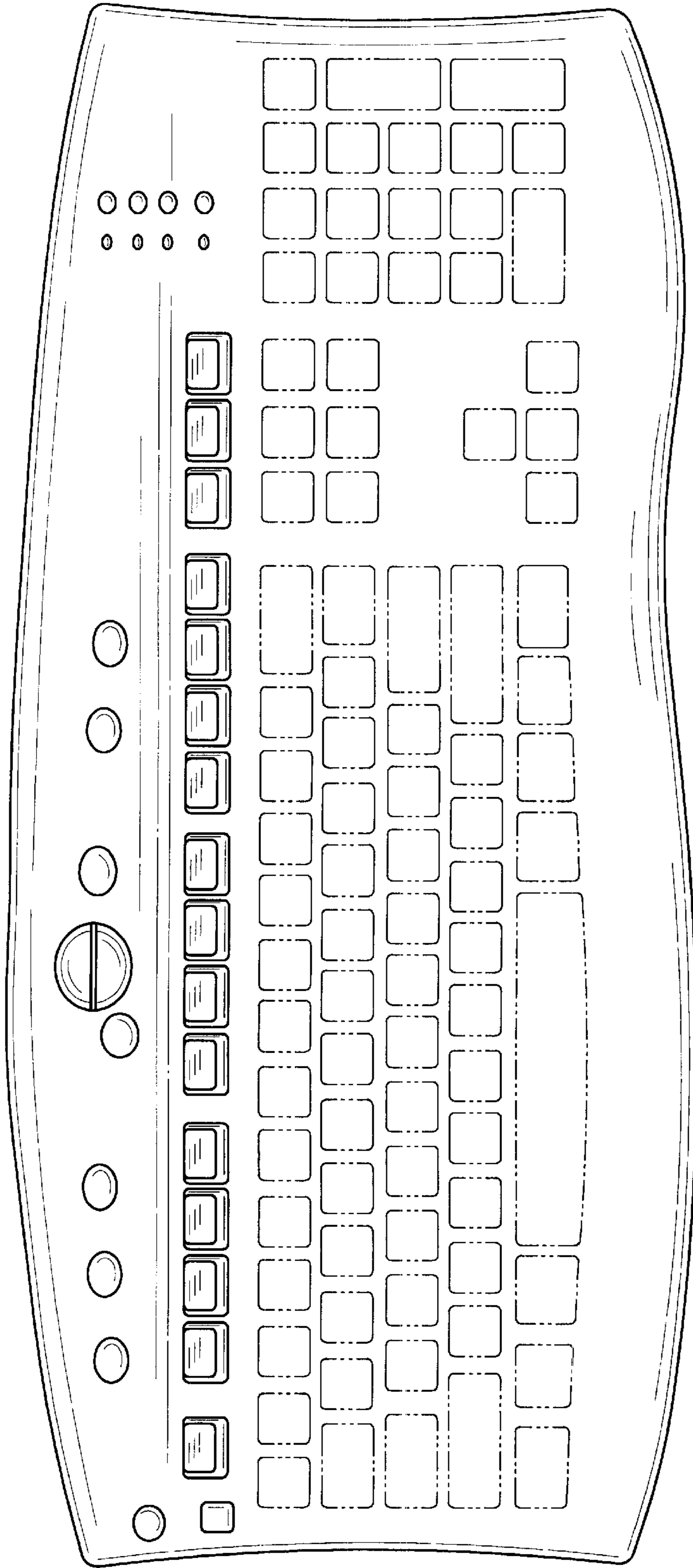


FIG. 2

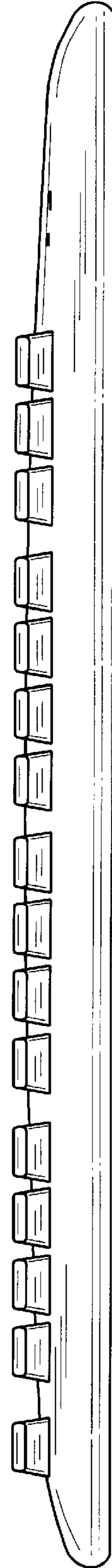


FIG. 3

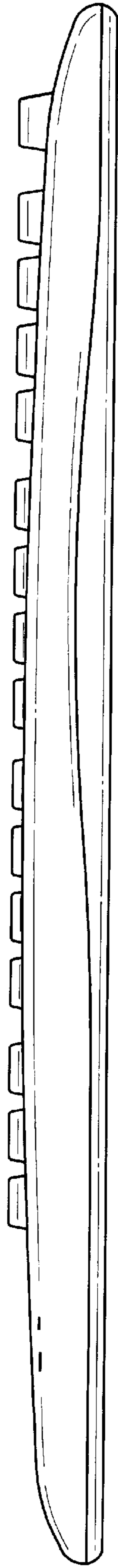


FIG. 4



FIG. 5



FIG. 6