



US00D476002S

(12) **United States Design Patent**
Fui et al.

(10) **Patent No.: US D476,002 S**

(45) **Date of Patent: ** Jun. 17, 2003**

(54) **HOUSING FOR ELECTRONIC COMPONENTS**

D377,168 S * 1/1997 Chen et al. D14/425
D440,976 S * 4/2001 Lin et al. D14/425

(75) Inventors: **Chong Kin Fui**, Singapore (SG); **Ang Huang Pheng**, Singapore (SG); **Ng Weng Hong**, Singapore (SG)

* cited by examiner

Primary Examiner—Freda Nunn

(74) *Attorney, Agent, or Firm*—Cooley Godward LLP

(73) Assignee: **Creative Technology Ltd.**, Singapore (SG)

(57) **CLAIM**

(**) Term: **14 Years**

The ornamental design for a housing for electronic components, as shown and described.

(21) Appl. No.: **29/162,625**

DESCRIPTION

(22) Filed: **Jun. 18, 2002**

FIG. 1 is a perspective view of the housing for electronic components;

(51) **LOC (7) Cl.** **14-02**

FIG. 2 is a front view thereof;

(52) **U.S. Cl.** **D14/356**; D14/425

FIG. 3 is a right side view thereof;

(58) **Field of Search** D14/348, 353-363,

FIG. 4 is a left side view thereof; and,

D14/425; D13/162, 184, 199; 312/223.1-223.3;

FIG. 5 is a top view thereof.

360/99.01-99.12; 361/690-696; 369/34.01,

The rear of the housing forms no part of the claimed design.

36.01

The bottom of the housing forms no part of the claimed design.

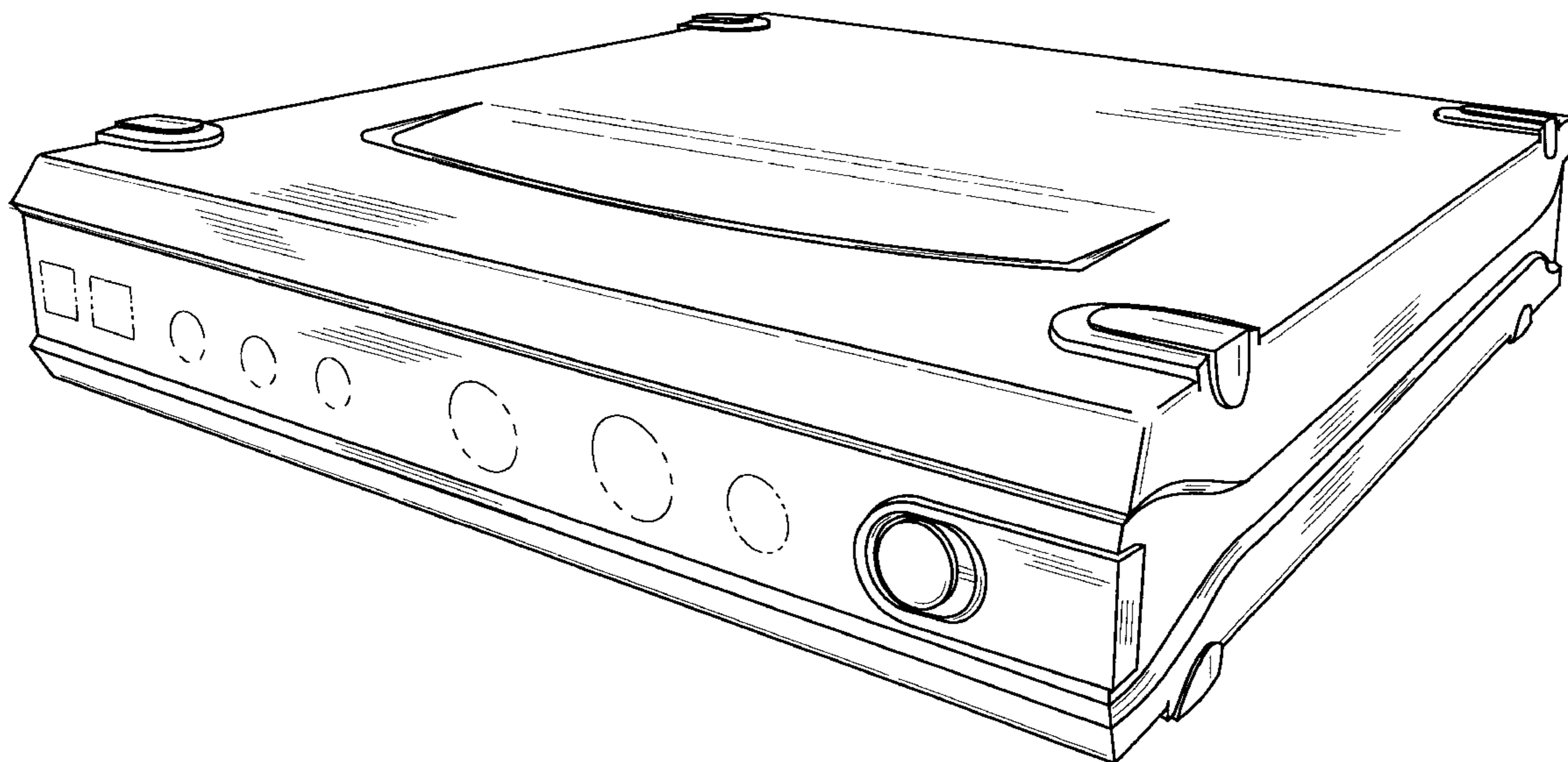
(56) **References Cited**

The broken line illustrations of control buttons are not part of the design to be patented.

U.S. PATENT DOCUMENTS

D284,475 S * 7/1986 Manabe D14/425

1 Claim, 4 Drawing Sheets



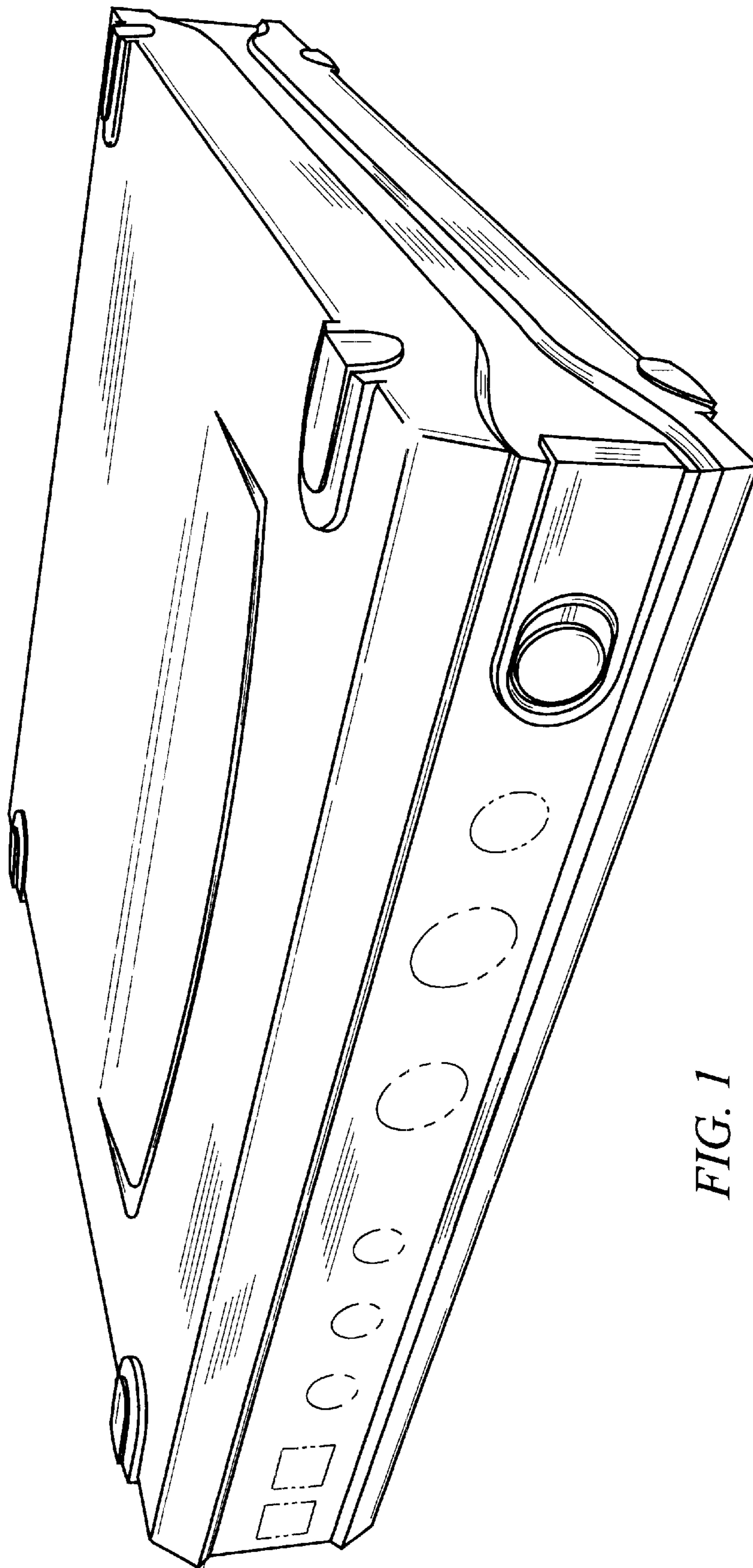


FIG. 1




FIG. 2




FIG. 4




FIG. 3




FIG. 5