



US00D476000S

(12) **United States Design Patent**
Vuolteenaho

(10) **Patent No.:** **US D476,000 S**

(45) **Date of Patent:** **** Jun. 17, 2003**

(54) **KEY BUTTONS FOR A HANDSET**

(75) Inventor: **Hanna Vuolteenaho, Oulu (FI)**

(73) Assignee: **Nokia Corporation, Espoo (FI)**

(**) Term: **14 Years**

(21) Appl. No.: **29/160,329**

(22) Filed: **May 9, 2002**

(30) **Foreign Application Priority Data**

Nov. 9, 2001 (GB) 2106164

(51) **LOC (7) Cl.** **14-03**

(52) **U.S. Cl.** **D14/247**

(58) **Field of Search** D14/137, 217,
D14/138, 218, 147-148, 247-249, 144,
455, 456, 341-347, 338-340, 399, 426,
387, 396, 392, 398, 429, 453, 194, 391,
400, 401, 257, 258, 265, 191; 379/433.01-433.13,
434, 419, 420.01-420.04, 428.01-428.02,
440, 368-370, 364; 455/550-575, 90; D13/168,
171, 174; D18/2, 7, 12.2, 12.3; D21/331,
333, 517

(56) **References Cited**

U.S. PATENT DOCUMENTS

D395,431 S * 6/1998 Harris et al. D14/138
D412,704 S * 8/1999 Vuolteenaho et al. D14/138
D415,151 S * 10/1999 Kim D14/138
D416,024 S * 11/1999 Johansson et al. D14/247
D428,401 S * 7/2000 Curtis D14/138
D428,878 S * 8/2000 Finkbeiner D14/247

D429,240 S * 8/2000 Curtis D14/247
D435,027 S * 12/2000 Wolf et al. D14/138
D436,938 S * 1/2001 Won D14/138
D446,197 S * 8/2001 Lee D14/138
D447,127 S * 8/2001 Lee D14/138
D447,474 S * 9/2001 Gartrell et al. D14/247
D447,475 S * 9/2001 Arbisi et al. D14/247
D448,020 S * 9/2001 Higashi et al. D14/247
D451,502 S * 12/2001 Vuolteenaho et al. D14/247
D454,865 S * 3/2002 Langford et al. D14/247
D455,738 S * 4/2002 Kolinen D14/247
D457,878 S * 5/2002 Higashi D14/247
D459,322 S * 6/2002 Hyun D14/138
D461,182 S * 8/2002 Ruohonen D14/247
D464,342 S * 10/2002 Lee D14/247
2002/0025787 A1 * 2/2002 Lee 455/90

OTHER PUBLICATIONS

Hague Database Search Page [http://
guest:guest@ipdl.wipo.int/en/search/hag/
search-bool2.html], Document DM/060034, May 8, 2002.*

* cited by examiner

Primary Examiner—Jeffrey Asch

(74) *Attorney, Agent, or Firm*—Banner & Witcoff, Ltd.


(57) **CLAIM**

The ornamental design for key buttons for a handset, as shown and described.

DESCRIPTION

FIG. 1 is a front view of key buttons for a handset showing my new design; and,
FIG. 2 is a perspective front view thereof.

1 Claim, 1 Drawing Sheet



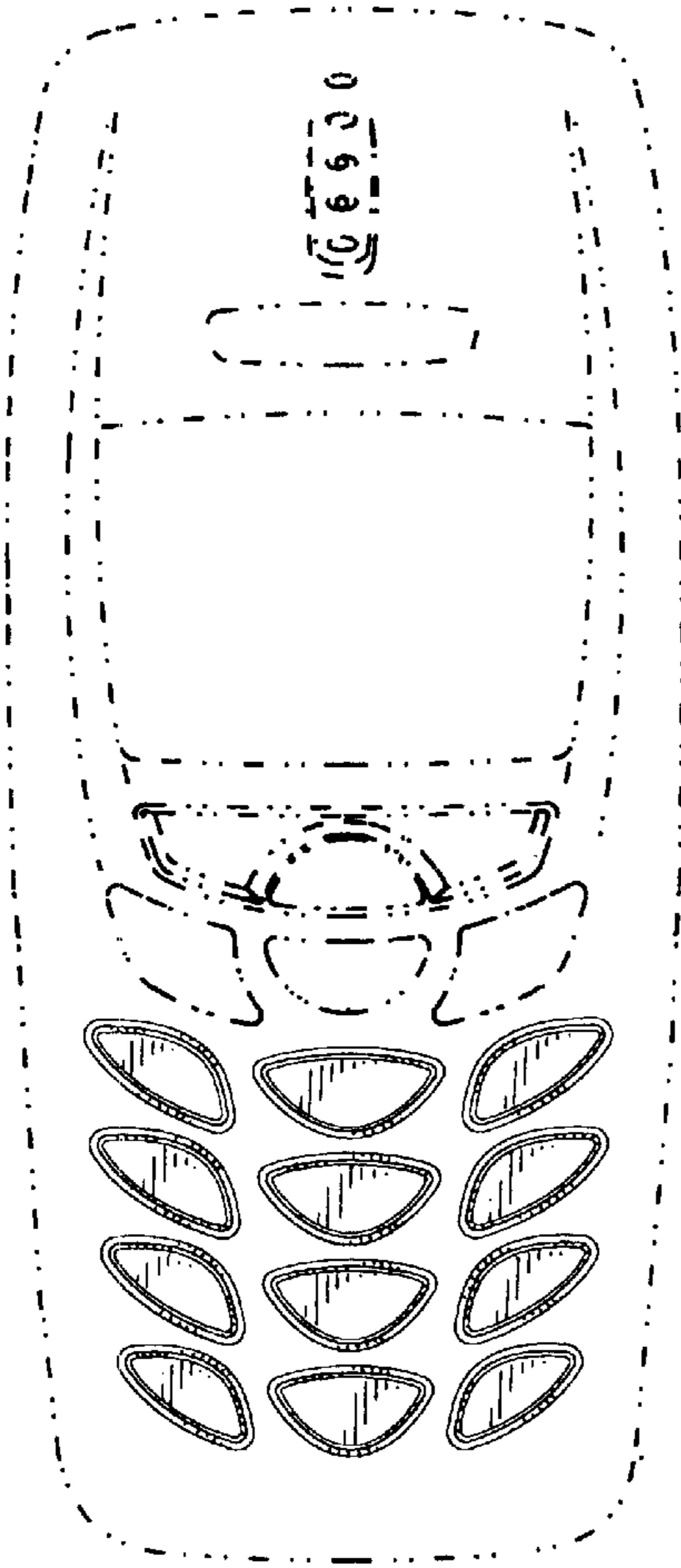


FIG.1




FIG.2