



US00D475972S

(12)

United States Design Patent

Gershfeld

(10) Patent No.:

US D475,972 S

(45) Date of Patent:

\*\* Jun. 17, 2003

(54) **INTERCONNECT ENCLOSURE FOR  
COMPUTER AND AUDIO VISUAL  
EQUIPMENT MOUNTABLE ON AN EDGE  
OF A TABLE**

(76) Inventor: **Jack Gershfeld**, 615 Del Rio Way,  
Fullerton, CA (US) 92835

(\*\*) Term: **14 Years**

(21) Appl. No.: **29/166,645**

(22) Filed: **Sep. 3, 2002**

**Related U.S. Application Data**

(62) Division of application No. 29/155,596, filed on Feb. 14,  
2002, now Pat. No. Des. 469,404.

(51) **LOC (7) Cl.** ..... **13-03**

(52) **U.S. Cl.** ..... **D13/139.4**

(58) **Field of Search** ..... D13/137.1–137.4,  
D13/139.1–139.8, 154–5, 173, 184; D14/447;  
174/48–9, 53, 66–7; 312/23, 140.4, 196;  
361/42, 641, 658; 439/131, 135–7, 140–2,  
521, 528, 535–6; 638/650–2, 682–5, 736

(56) **References Cited**

**U.S. PATENT DOCUMENTS**

D194,870 S	*	3/1963	Hill	.....	D13/139.1
5,197,941 A	*	3/1993	Whitaker	.....	600/27
D353,363 S	*	12/1994	Toby	.....	D13/139.4
D405,763 S	*	2/1999	Crane et al.	.....	D13/139.4
D408,011 S	*	4/1999	Joss	.....	D13/137.2

D413,571 S	*	9/1999	Glass	.....	D13/139.4
D437,827 S	*	2/2001	Gershfeld	.....	D13/139.4
D442,143 S	*	5/2001	Gershfeld	.....	D13/139.4
D446,188 S	*	8/2001	Gershfeld	.....	D13/139.4
D457,137 S	*	5/2002	Gershfeld	.....	D13/139.4

\* cited by examiner

*Primary Examiner*—Robert M. Spear  
(74) *Attorney, Agent, or Firm*—Vladimir Khiterer

(57) **CLAIM**

The ornamental design for an interconnect enclosure for  
computer and audio visual equipment mountable on an edge  
of a table, as shown and described.

**DESCRIPTION**

FIG. 1 is a perspective view of an interconnect enclosure for  
computer and audio visual equipment mountable on an edge  
of a table. The broken lines are to illustrate environment only  
and form no part of the claimed design.

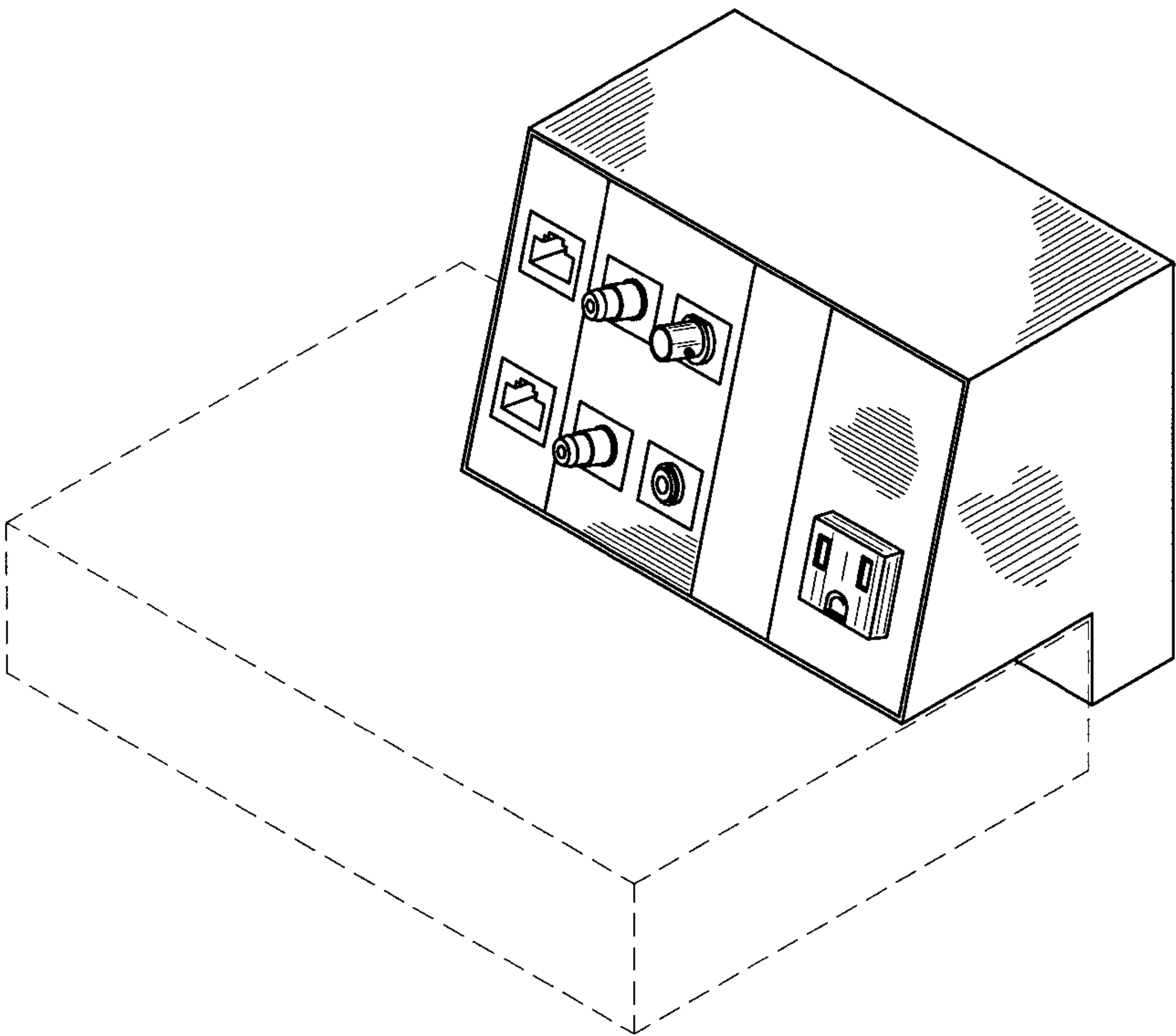
FIG. 2 is a left elevational view thereof. The broken lines are  
to illustrate environment only and form no part of the  
claimed design.

FIG. 3 is a front elevational view thereof. The broken lines  
are to illustrate environment only and form no part of the  
claimed design; and,

FIG. 4 is a right elevational view thereof. The broken lines  
are to illustrate environment only and form no part of the  
claimed design.

The appearance of the back and the bottom forms no part of  
the claimed design.

**1 Claim, 4 Drawing Sheets**



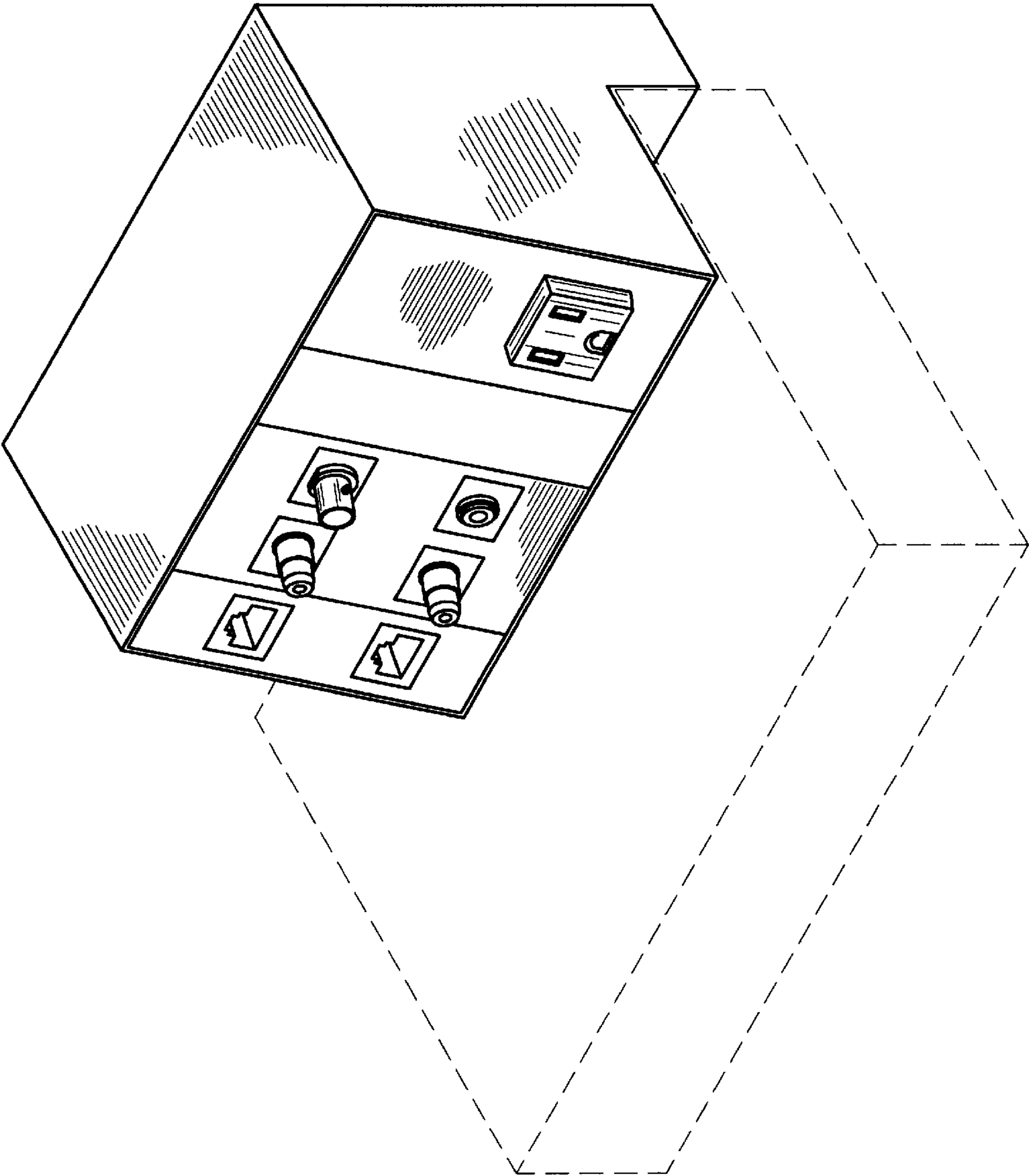


FIG.1

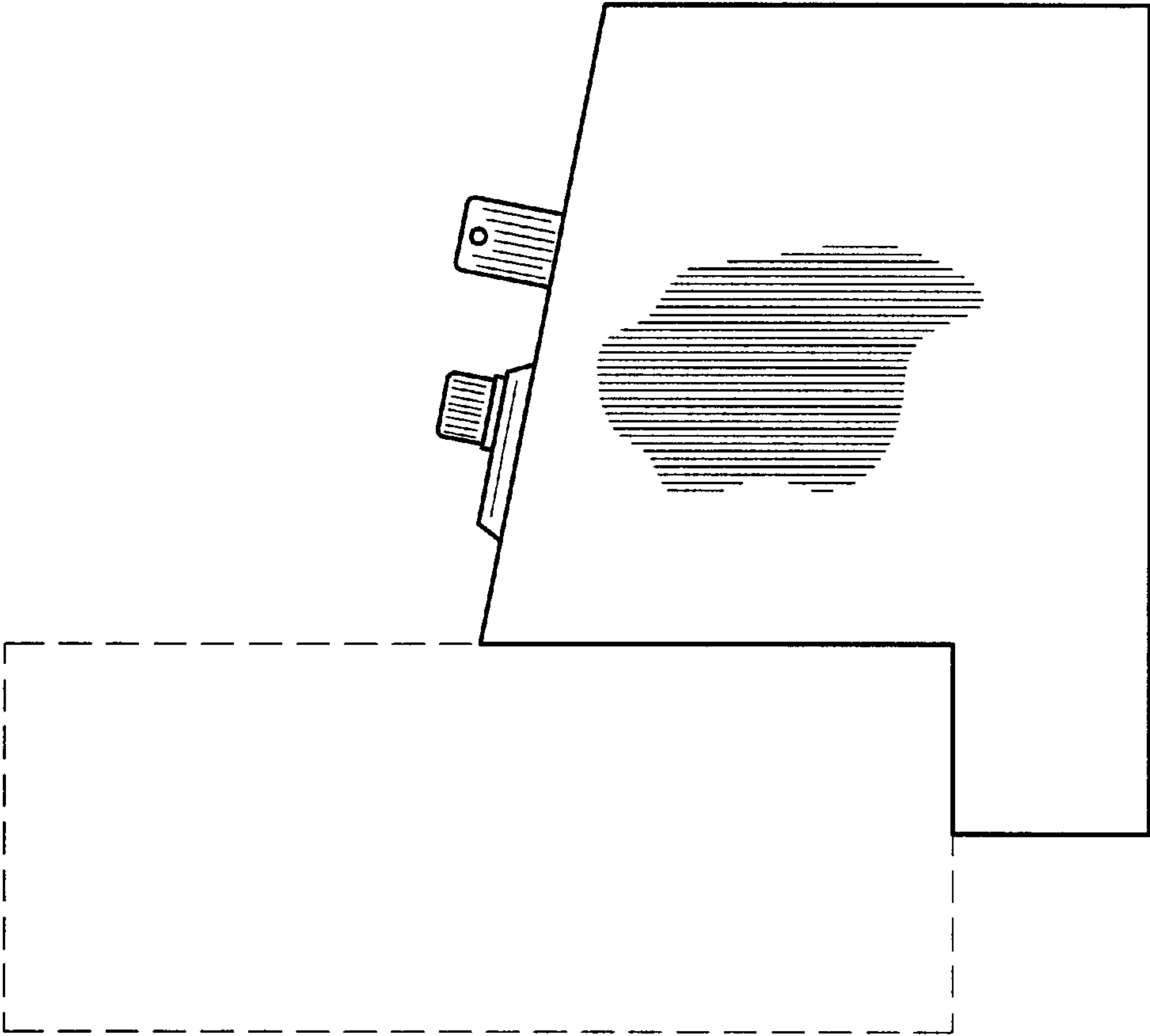


FIG.2




FIG.3

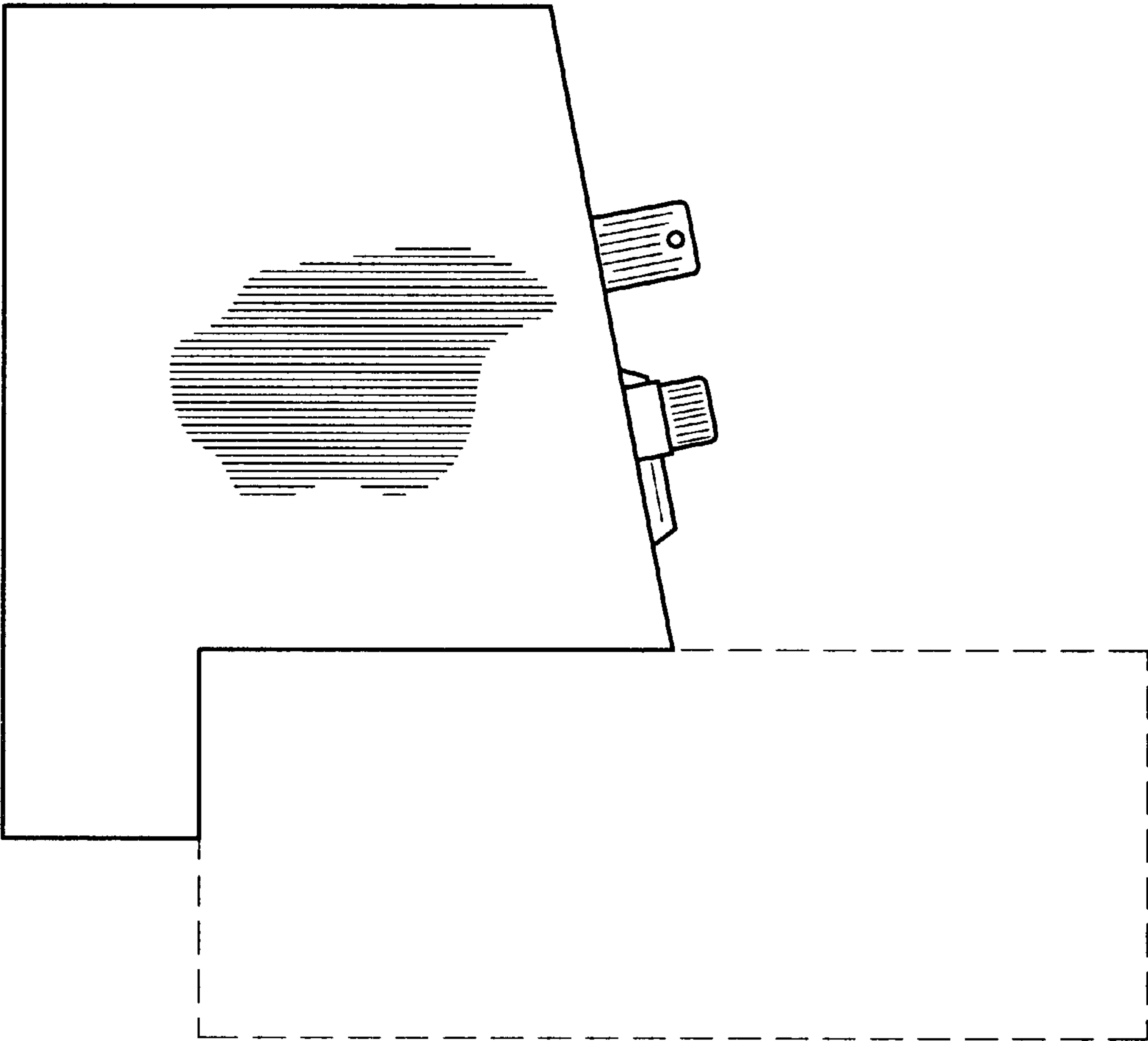


FIG.4