



US00D475971S

(12) **United States Design Patent**
Gershfeld

(10) **Patent No.:** **US D475,971 S**

(45) **Date of Patent:** **** Jun. 17, 2003**

(54) **INTERCONNECT ENCLOSURE FOR
COMPUTER AND AUDIO VISUAL
EQUIPMENT MOUNTABLE ON AN EDGE
OF A TABLE**

D408,011 S	*	4/1999	Joss	D13/137.2
D413,571 S	*	9/1999	Glass	D13/139.4
D437,827 S	*	2/2001	Gershfeld	D13/139.4
D442,143 S	*	5/2001	Gershfeld	D13/139.4
D446,188 S	*	8/2001	Gershfeld	D13/139.4
D457,137 S	*	5/2002	Gershfeld	D13/139.4

(76) **Inventor:** **Jack Gershfeld**, 615 Del Rio Way,
Fullerton, CA (US) 92835

* cited by examiner

(**) **Term:** **14 Years**

Primary Examiner—Robert M. Spear

(21) **Appl. No.:** **29/166,636**

(74) *Attorney, Agent, or Firm*—Vladimir Khiterer

(22) **Filed:** **Sep. 3, 2002**

(57) **CLAIM**

Related U.S. Application Data

The ornamental design for an interconnect enclosure for computer and audio visual equipment mountable on an edge of a table, as shown and described.

(62) Division of application No. 29/155,596, filed on Feb. 14, 2002, now Pat. No. Des. 469,404.

DESCRIPTION

(51) **LOC (7) Cl.** **13-03**

FIG. 1 is a perspective view of an interconnect enclosure for computer and audio visual equipment mountable on an edge of a table. The broken lines are to illustrate environment only and form no part of the claimed design.

(52) **U.S. Cl.** **D13/139.4**

FIG. 2 is a left elevational view thereof. The broken lines are to illustrate environment only and form no part of the claimed design.

(58) **Field of Search** D13/137.1–137.4,
D13/139.1–139.8, 154–5, 173, 184; D14/447;
174/48–9, 53, 66–7; 312/23, 140.4, 196;
361/42, 641, 658; 439/131, 135–7, 140–2,
521, 528, 535–6; 638/650–2, 692–5, 736

FIG. 3 is a front elevational view thereof. The broken lines are to illustrate environment only and form no part of the claimed design; and,

(56) **References Cited**

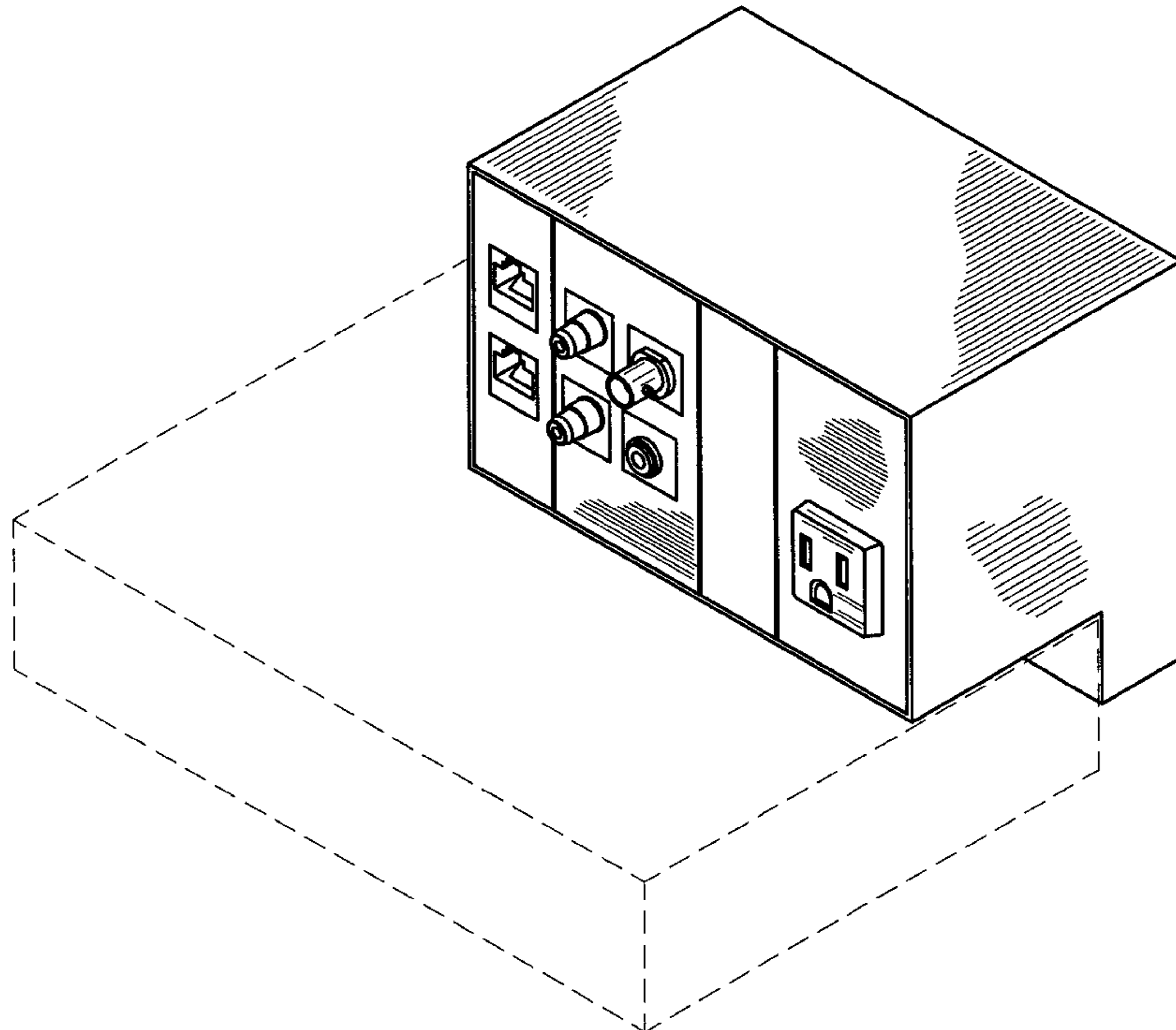
FIG. 4 is a right elevational view thereof. The broken lines are to illustrate environment only and form no part of the claimed design.

U.S. PATENT DOCUMENTS

2,734,952 A	*	2/1956	Austin	312/140.4
D194,870 S	*	3/1963	Hill	D13/139.1
5,197,941 A	*	3/1993	Whitaker	600/27
D353,363 S	*	12/1994	Toby	D13/139.4
5,481,987 A	*	1/1996	Maitland	312/196
D405,763 S	*	2/1999	Crane et al.	D13/139.4

The appearance of the back and the bottom forms no part of the claimed design.

1 Claim, 4 Drawing Sheets



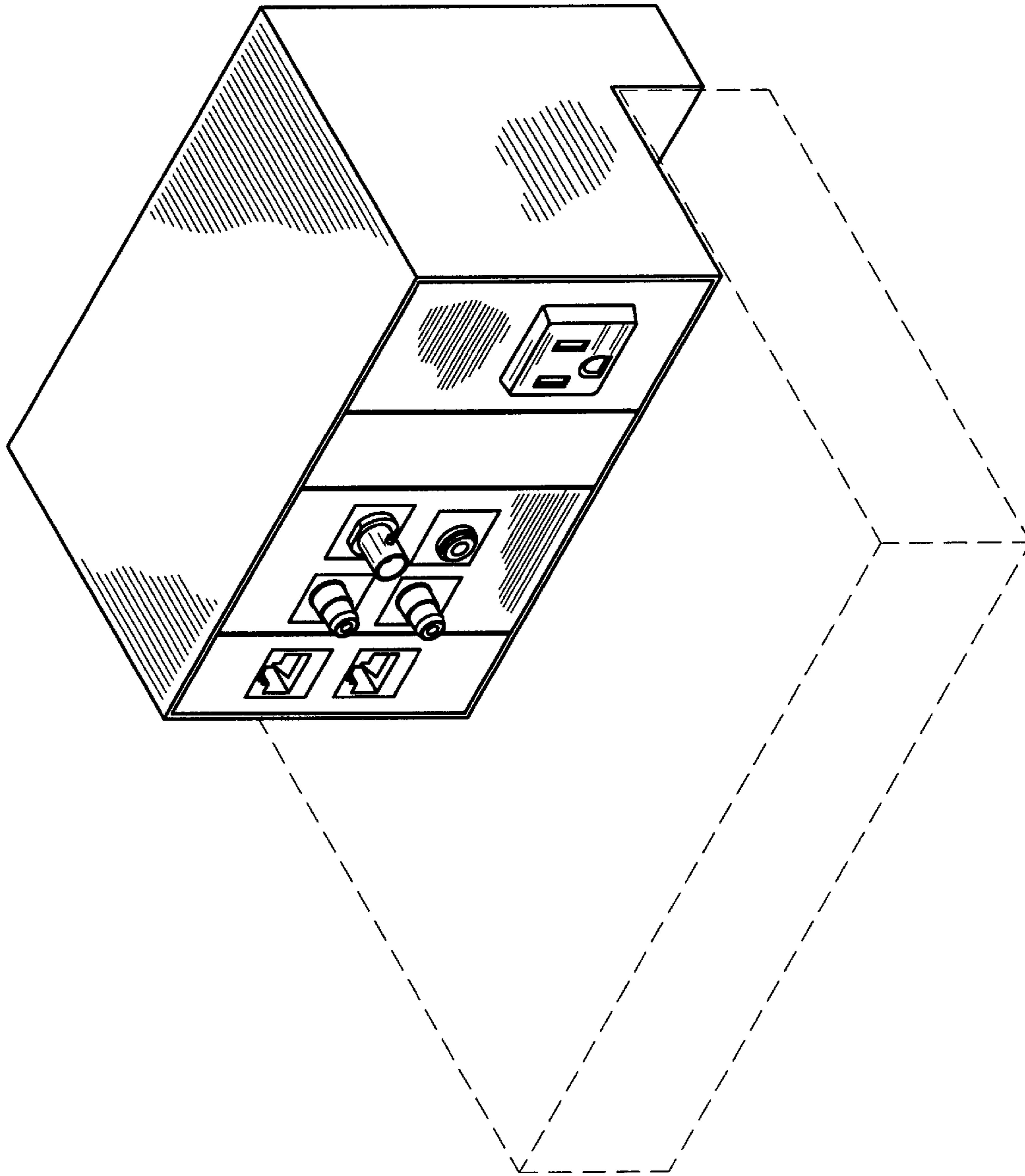


FIG.1

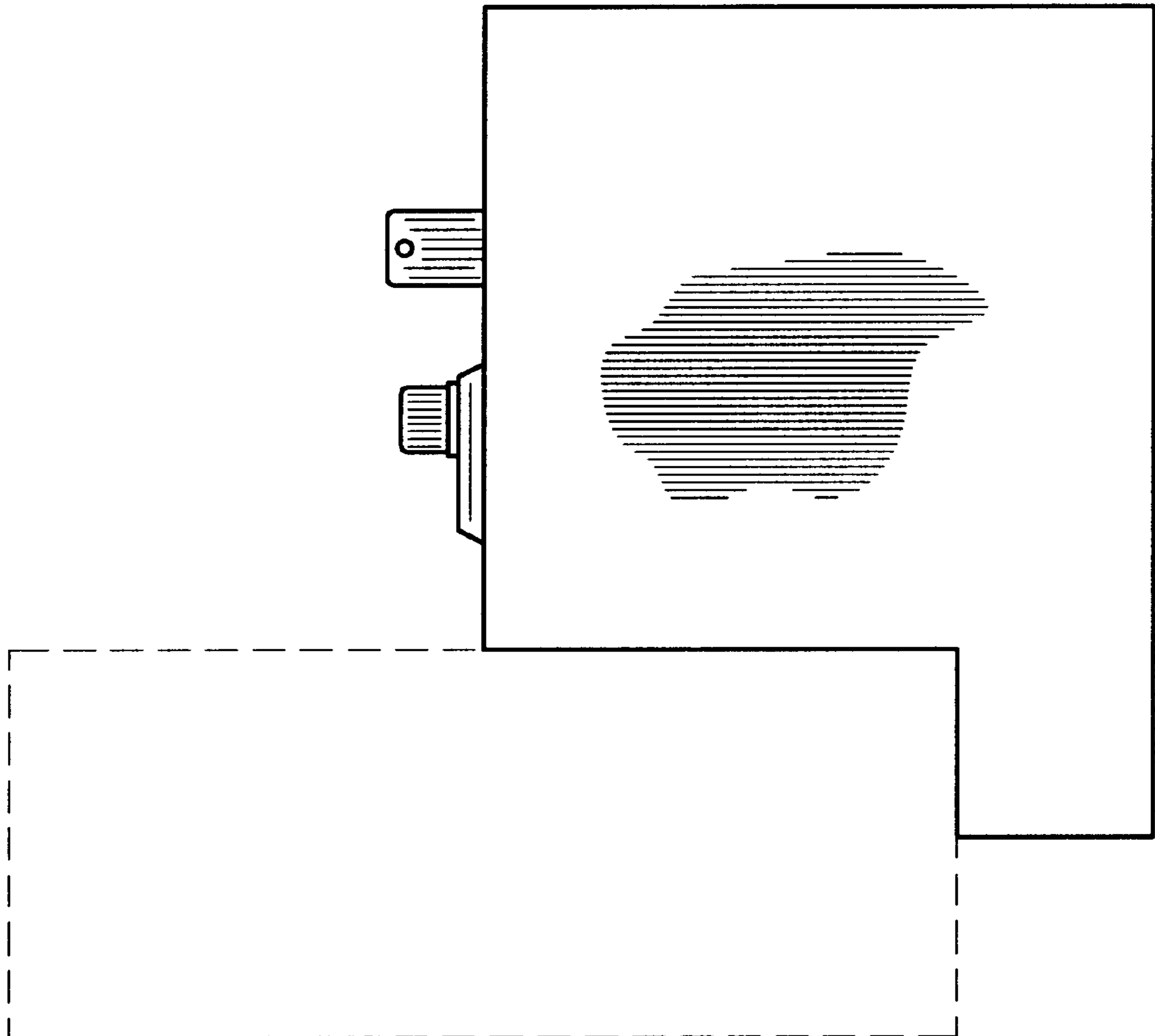


FIG.2




FIG.3

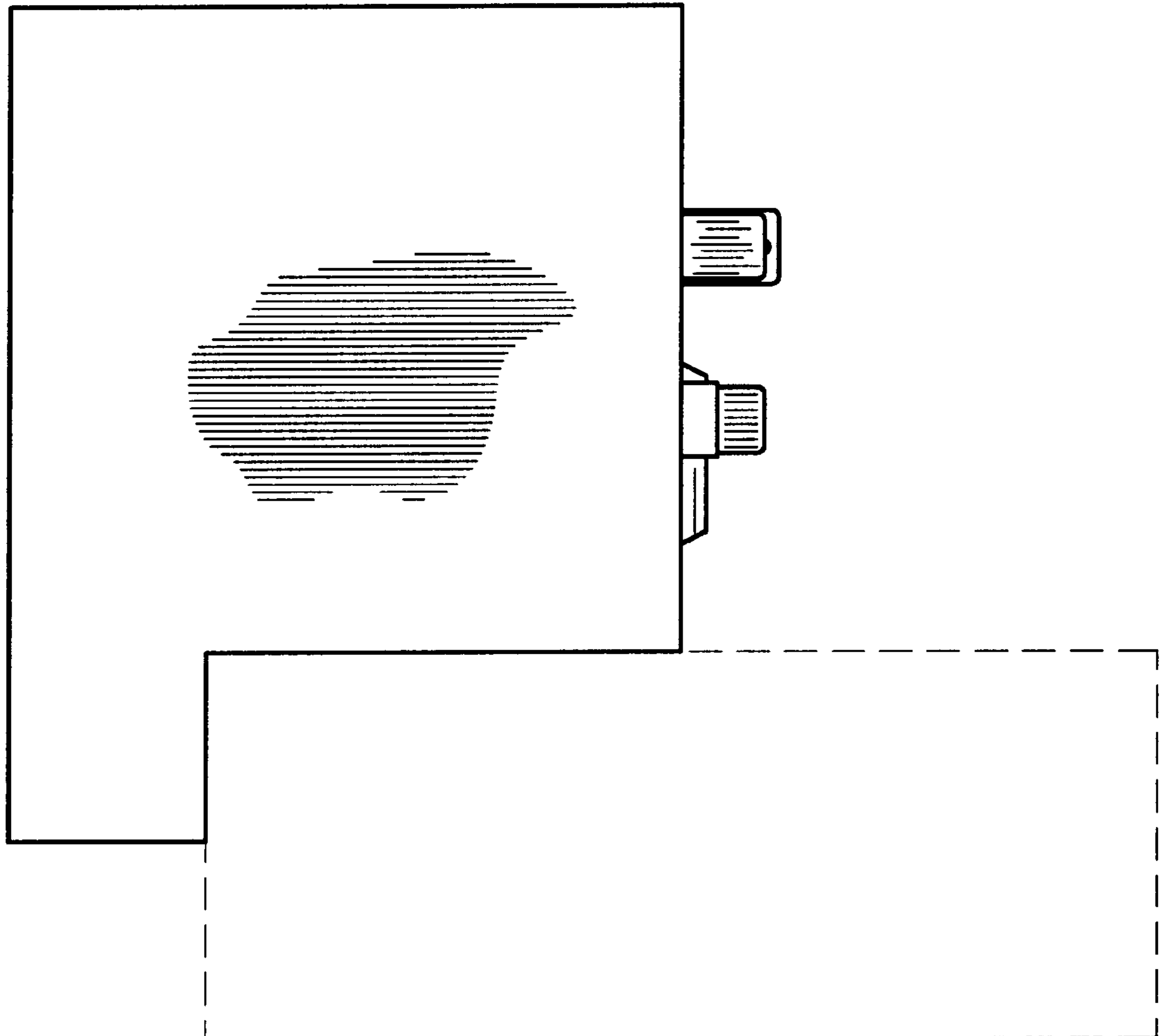


FIG.4