



US00D475968S

(12) **United States Design Patent**
Pincek et al.

(10) **Patent No.:** **US D475,968 S**

(45) **Date of Patent:** **** Jun. 17, 2003**

(54) **SPIRAL GRIP COAXIAL CONNECTOR FOR ELECTRONIC AND LIKE DEVICES**

(75) Inventors: **David Pincek**, Huntington Beach, CA (US); **Xiaozheng Lu**, Irvine, CA (US); **Neri Recinos**, Hacienda Hts, CA (US)

(73) Assignee: **RGB Systems, Inc.**, Anaheim, CA (US)

(**) Term: **14 Years**

(21) Appl. No.: **29/158,378**

(22) Filed: **Apr. 3, 2002**

(51) **LOC (7) Cl.** **13-03**

(52) **U.S. Cl.** **D13/133**

(58) **Field of Search** D13/133, 151, D13/154; 439/578, 580, 583-585; 174/75 C

(56) **References Cited**

U.S. PATENT DOCUMENTS

3,223,954	A	*	12/1965	Mateer	439/578	X
3,465,281	A	*	9/1969	Florer	439/583	X
4,307,926	A	*	12/1981	Smith	439/610	
D277,583	S	*	2/1985	Kono	D16/130	
4,645,281	A	*	2/1987	Burger	439/133	
4,702,710	A	*	10/1987	Dittman et al.	439/271	
4,867,698	A	*	9/1989	Griffiths	439/317	

D312,814	S		12/1990	Takizawa			
D313,222	S	*	12/1990	Takizawa	D13/133	
5,321,207	A	*	6/1994	Huang	174/75	C
D460,948	S	*	7/2002	Montena	D13/154	

* cited by examiner

Primary Examiner—Joel Sincavage

(74) *Attorney, Agent, or Firm*—The Hecker Law Group

(57) **CLAIM**

The ornamental design for a spiral grip coaxial connector for electronic and like devices, as shown and described.

DESCRIPTION

FIG. 1 is a left side elevational view of a spiral grip coaxial connector for electronic and like devices.

FIG. 2 is a front elevational view thereof of the spiral grip coaxial connector for electronic and like devices.

FIG. 3 is a right side elevational view thereof of the spiral grip coaxial connector for electronic and like devices.

FIG. 4 is a rear elevational view of the spiral grip coaxial connector for electronic and like devices.

FIG. 5 is a left side perspective view of the spiral grip coaxial connector for electronic and like devices; and,

FIG. 6 is a right side perspective view of the spiral grip coaxial connector for electronic and like devices.

1 Claim, 1 Drawing Sheet

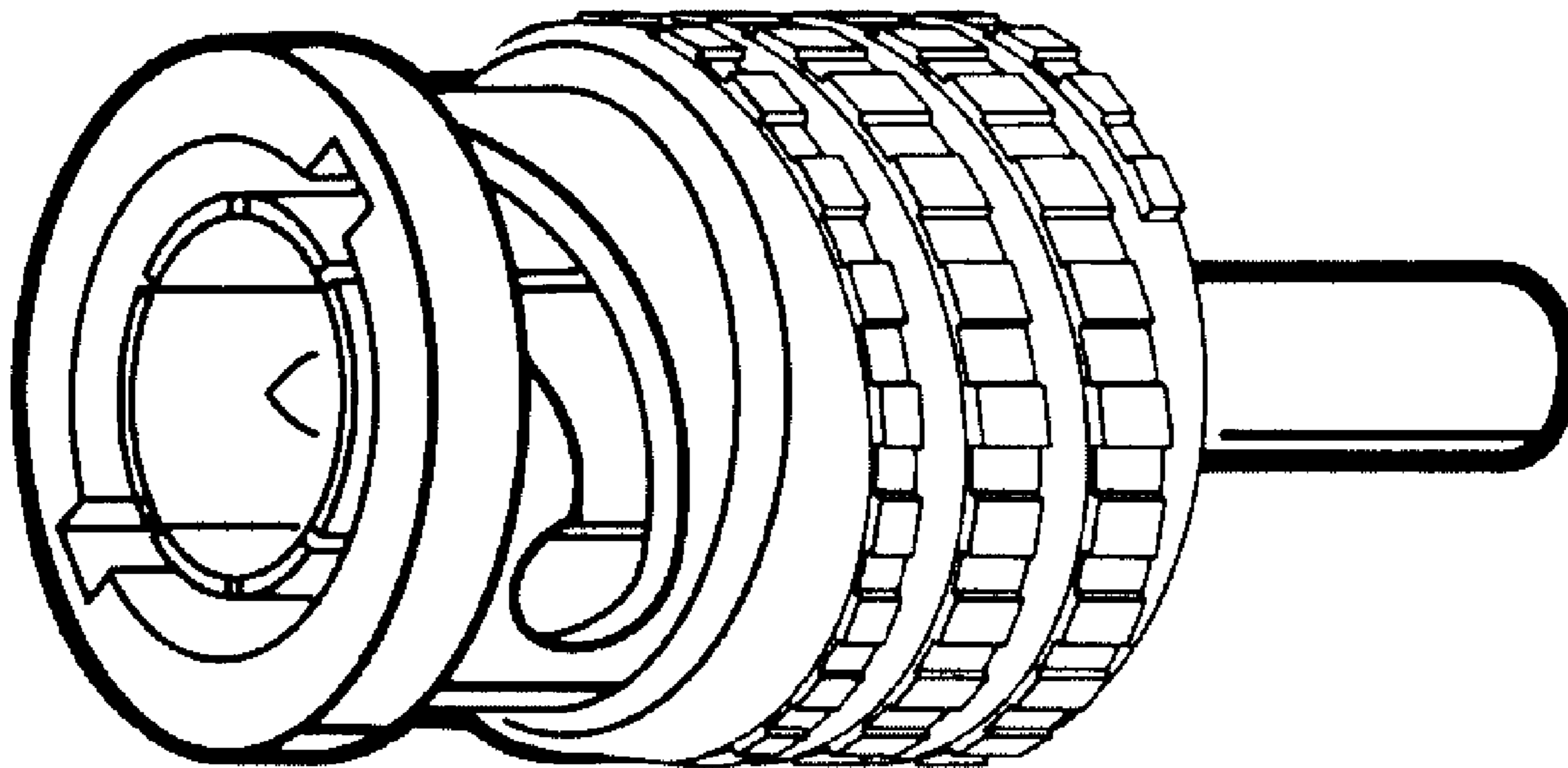


FIG.1

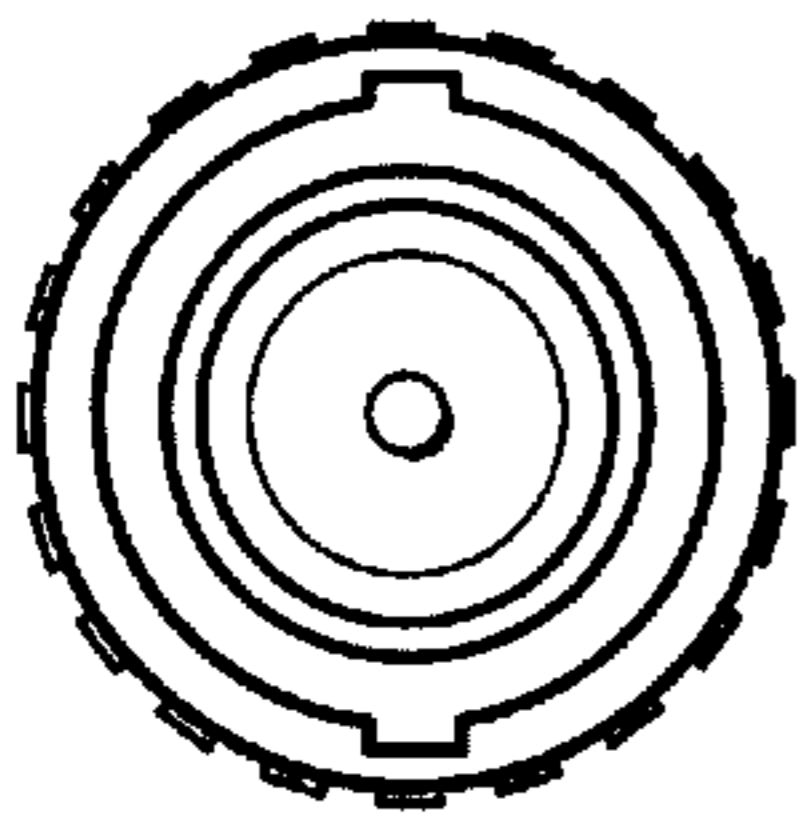


FIG.2

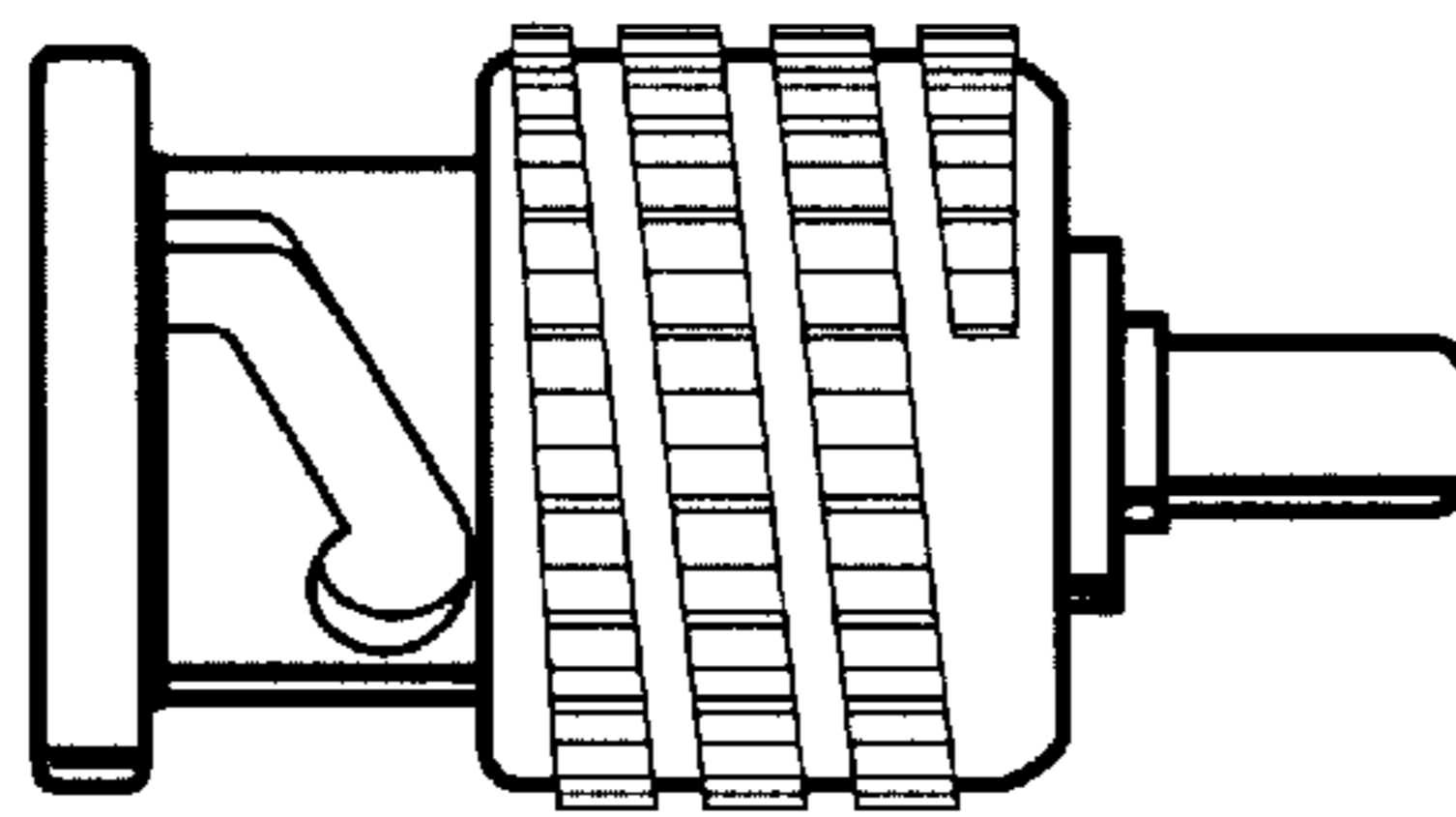


FIG.3

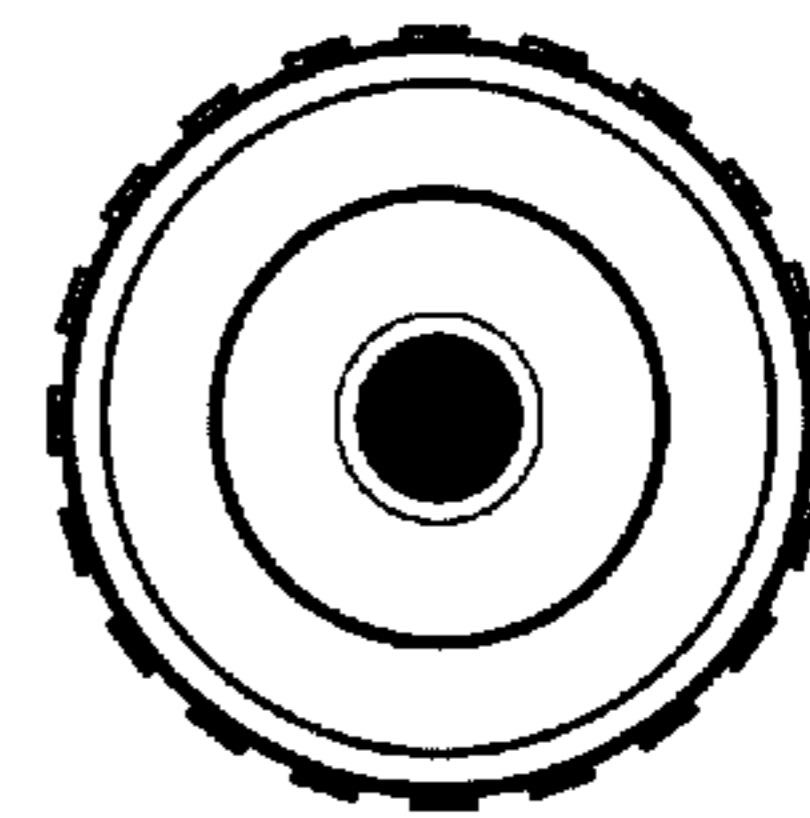


FIG.4

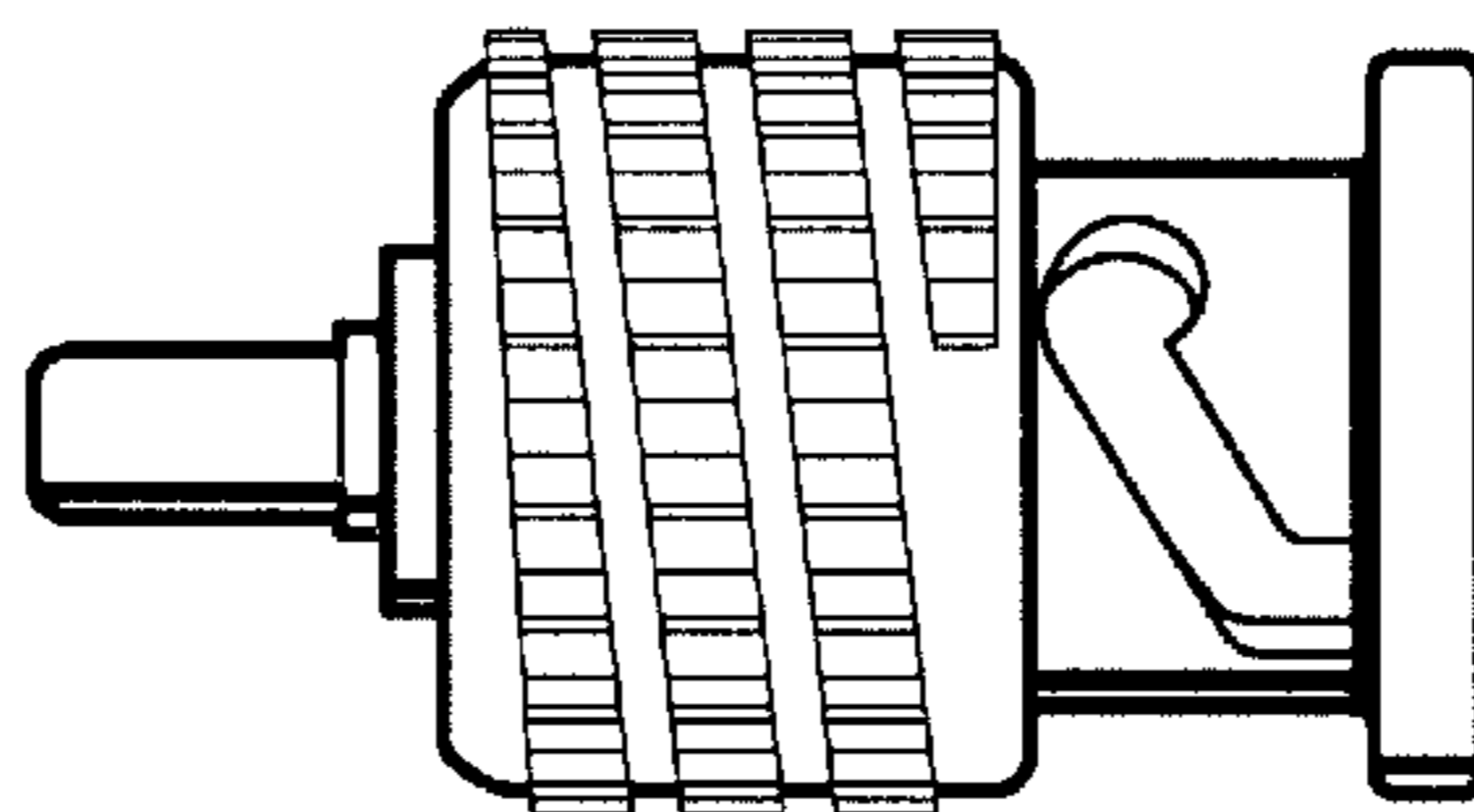


FIG.5

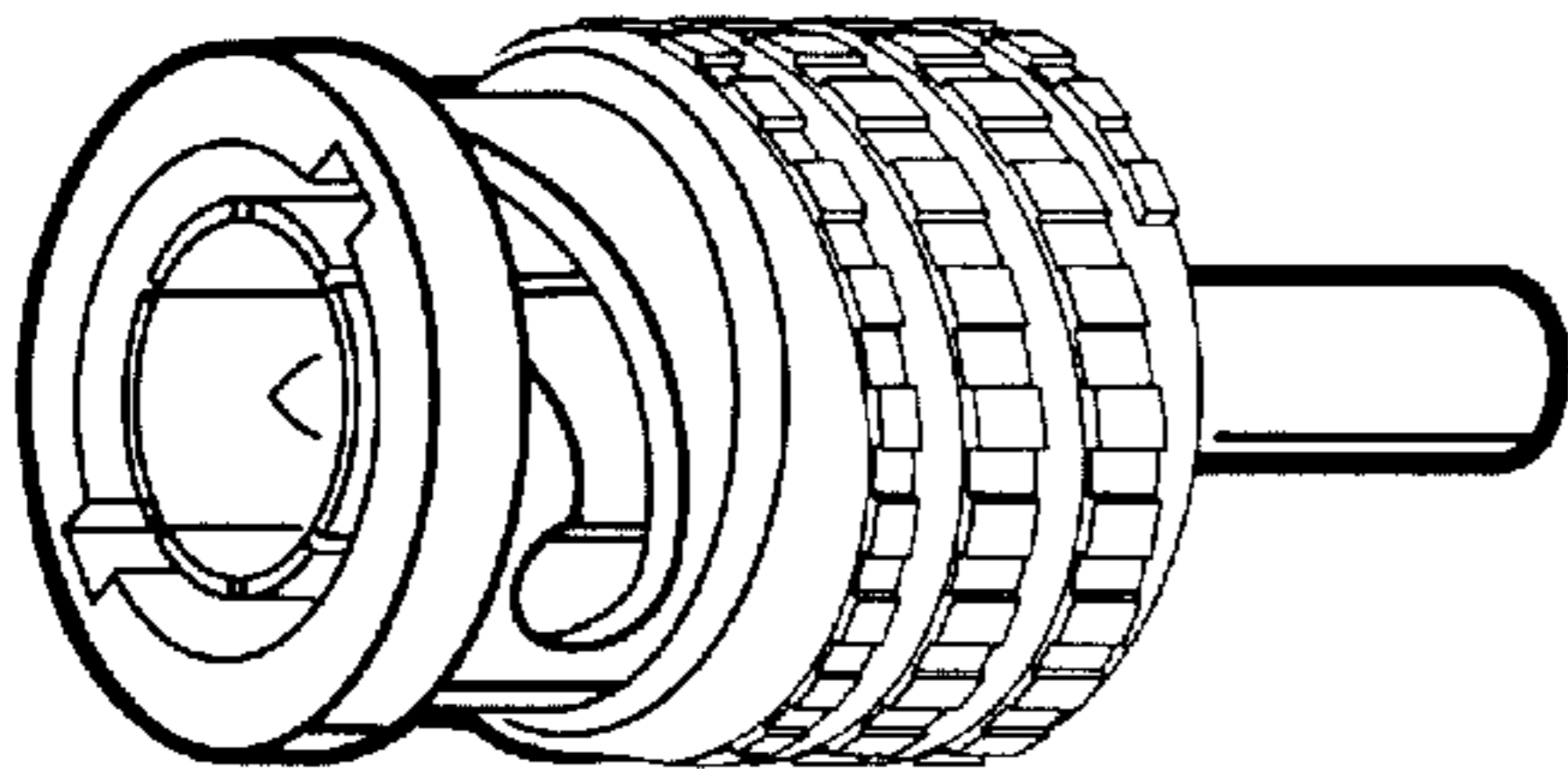


FIG.6

