



US00D475963S

(12) **United States Design Patent**
Ellsaesser

(10) **Patent No.:** **US D475,963 S**

(45) **Date of Patent:** **** Jun. 17, 2003**

(54) **SPORT UTILITY VEHICLE CARGO AREA PROTECTOR**

D377,780 S * 2/1997 MacNeil D12/221
D425,851 S * 5/2000 Tucker D12/221
D465,187 S * 11/2002 Walker et al. D12/221

(76) Inventor: **T. Daniel Ellsaesser**, 6833 Old Mill Rd., North Richland Hills, TX (US) 76180

* cited by examiner

Primary Examiner—Melody N. Brown

(74) *Attorney, Agent, or Firm*—Charles D. Gunter, Jr.

(**) Term: **14 Years**

(57) **CLAIM**

(21) Appl. No.: **29/149,776**

The ornamental design for a sport utility vehicle cargo area protector, as shown and described.

(22) Filed: **Oct. 16, 2001**

DESCRIPTION

(51) **LOC (7) Cl.** **12-06**

(52) **U.S. Cl.** **D12/221**

(58) **Field of Search** D12/221; 296/39.1, 296/39.2, 37.1, 37.6; 224/42.33, 42.34, 542; 280/423.1, 433


FIG. 1 is a perspective view of a sport utility vehicle cargo area protector showing my new design, the portions of the vehicle shown in broken lines are for illustrative purposes only and form no part of the claimed design; FIG. 2 is a left side elevational view thereof; FIG. 3 is a bottom plan view thereof; FIG. 4 is a right side elevational view thereof; FIG. 5 is a top plan view thereof; FIG. 6 is a rear elevational view thereof; and, FIG. 7 is a front elevational view thereof.

(56) **References Cited**

U.S. PATENT DOCUMENTS

D346,991 S * 5/1994 Krieger, Jr. D12/221
D359,264 S * 6/1995 Pilla et al. D12/221
D367,840 S * 3/1996 VanHoose et al. D12/221
D371,535 S * 7/1996 Young D12/221

1 Claim, 3 Drawing Sheets






FIG. 1

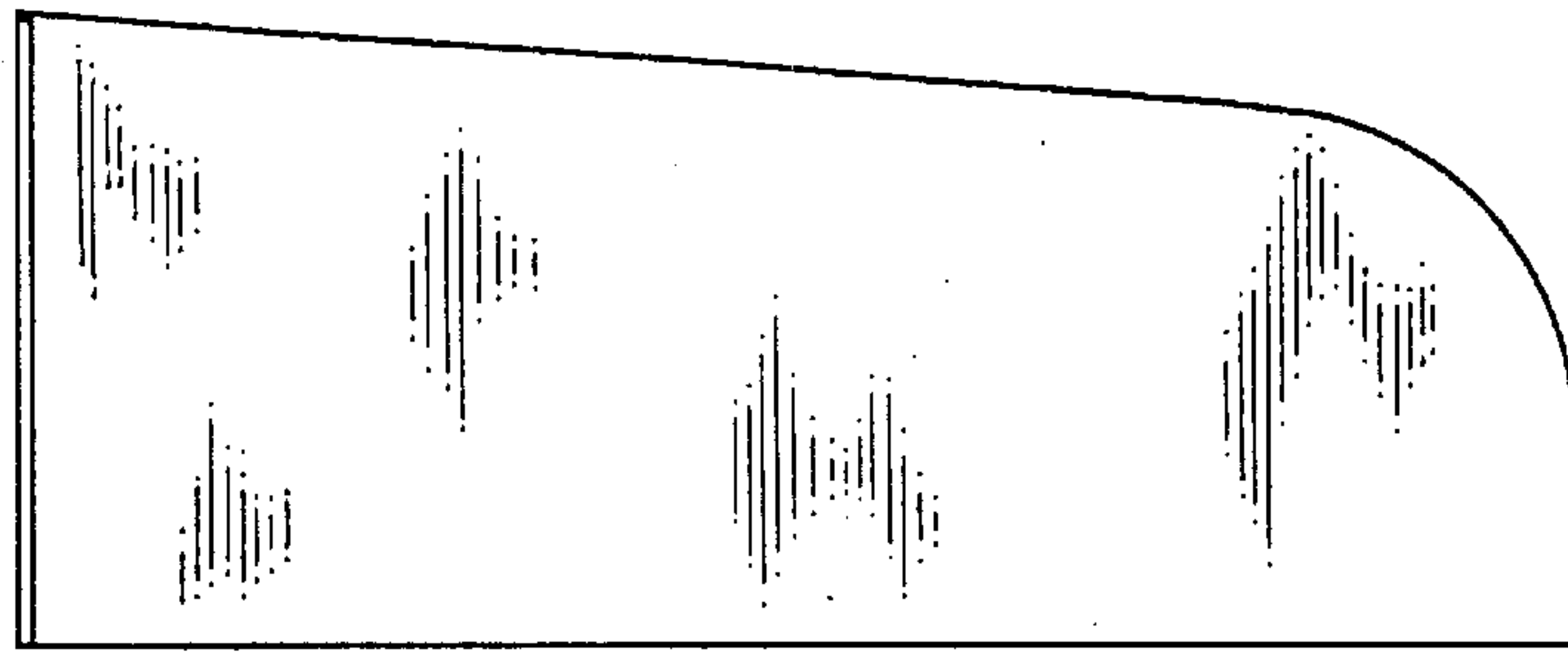


FIG. 2




FIG. 3

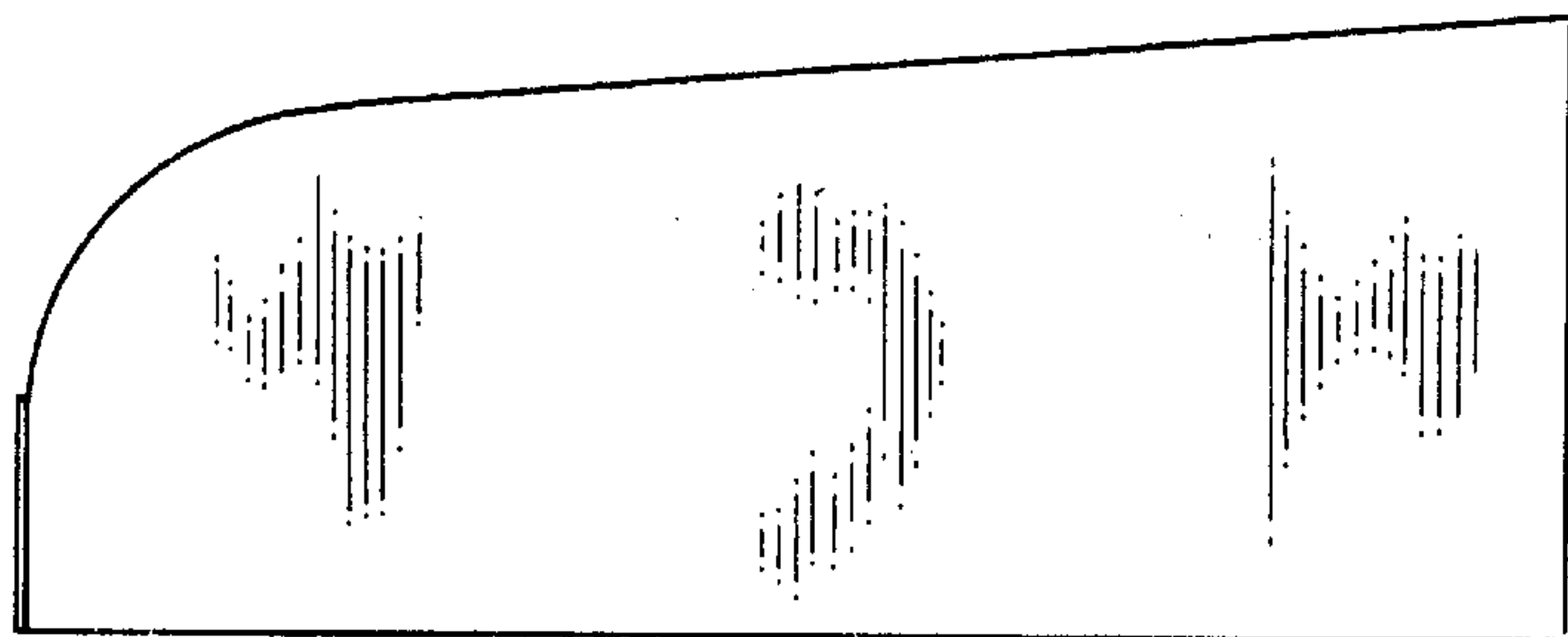


FIG. 4




FIG. 5

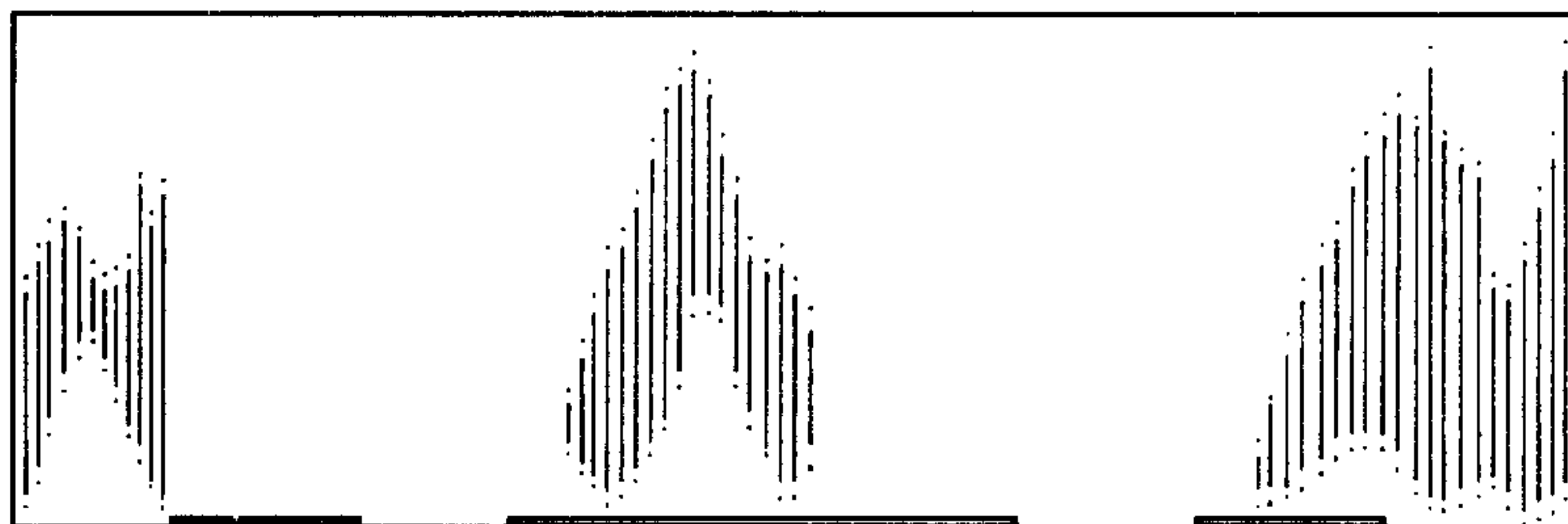


FIG. 6

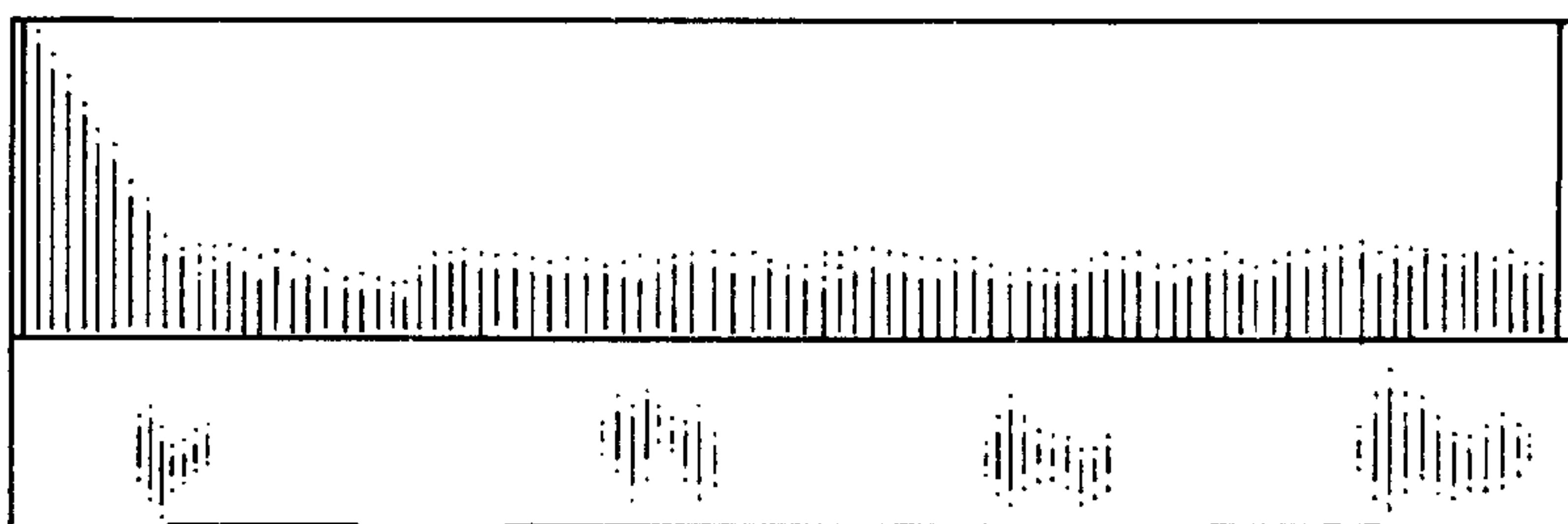


FIG. 7