



US00D475941S

(12) **United States Design Patent**  
**Williams**

(10) **Patent No.:** **US D475,941 S**

(45) **Date of Patent:** **\*\* Jun. 17, 2003**

(54) **HAND-HELD WIRELESS TRANSMITTER**

D462,916 S \* 9/2002 Fleetwood et al. .... D10/104  
6,518,919 B1 \* 2/2003 Durst et al. .... 342/357.07

(75) Inventor: **Matthew R. Williams**, Fort Wayne, IN (US)

\* cited by examiner

(73) Assignee: **Innotek, Inc.**, Garrett, IN (US)

*Primary Examiner*—Antoine Duval Davis

(74) *Attorney, Agent, or Firm*—Taylor & Aust, P.C.

(\*\*) Term: **14 Years**

(57) **CLAIM**

(21) Appl. No.: **29/161,038**

The ornamental design for a hand-held wireless transmitter, as shown and described.

(22) Filed: **May 21, 2002**

**DESCRIPTION**

(51) **LOC (7) Cl.** ..... **10-05**

(52) **U.S. Cl.** ..... **D10/104**

(58) **Field of Search** ..... D10/104; 342/357.01, 342/357.07, 357.06, 357.09; 119/721, 720, 719, 905, 908; 340/573.1, 573.3


FIG. 1 is a perspective view of a hand-held wireless transmitter showing my new design;  
FIG. 2 is a front view thereof;  
FIG. 3 is a rear view thereof;  
FIG. 4 is a side view thereof;  
FIG. 5 is an opposite side view thereof;  
FIG. 6 is a top view thereof; and,  
FIG. 7 is a bottom view thereof.

(56) **References Cited**

**U.S. PATENT DOCUMENTS**

D445,706 S \* 7/2001 Myers et al. .... D10/104

**1 Claim, 2 Drawing Sheets**






Fig. 1

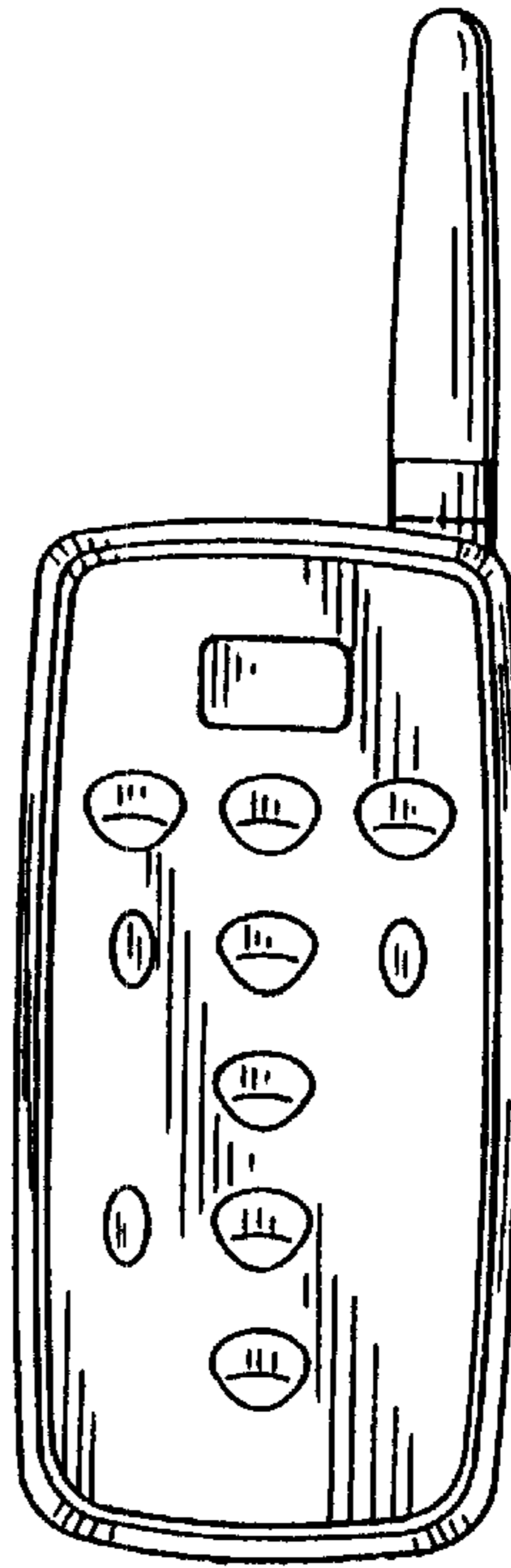


Fig. 2

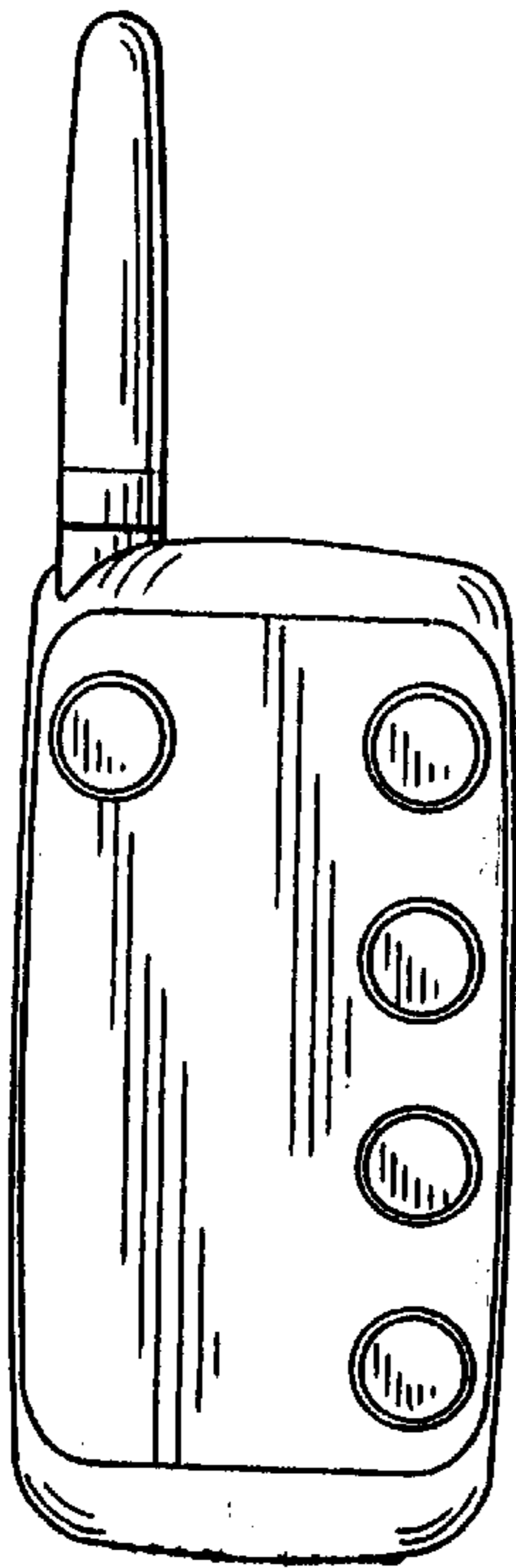


Fig. 3




Fig. 4

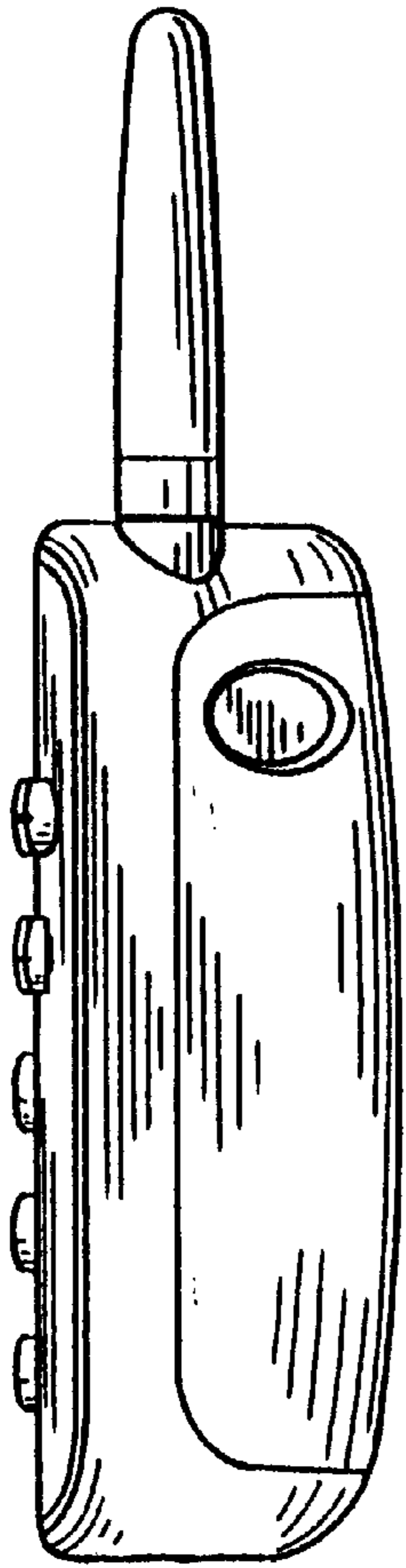


Fig. 5

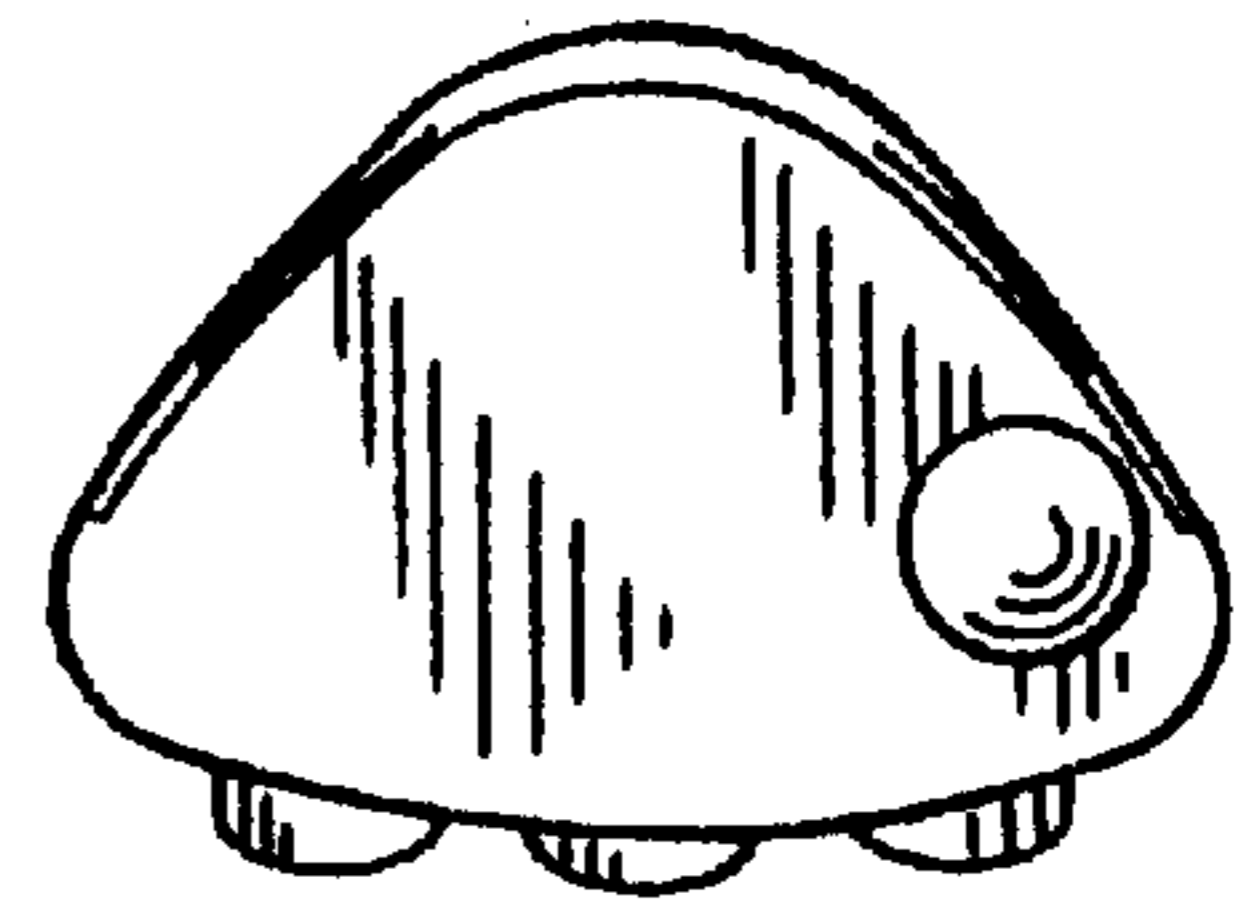


Fig. 6

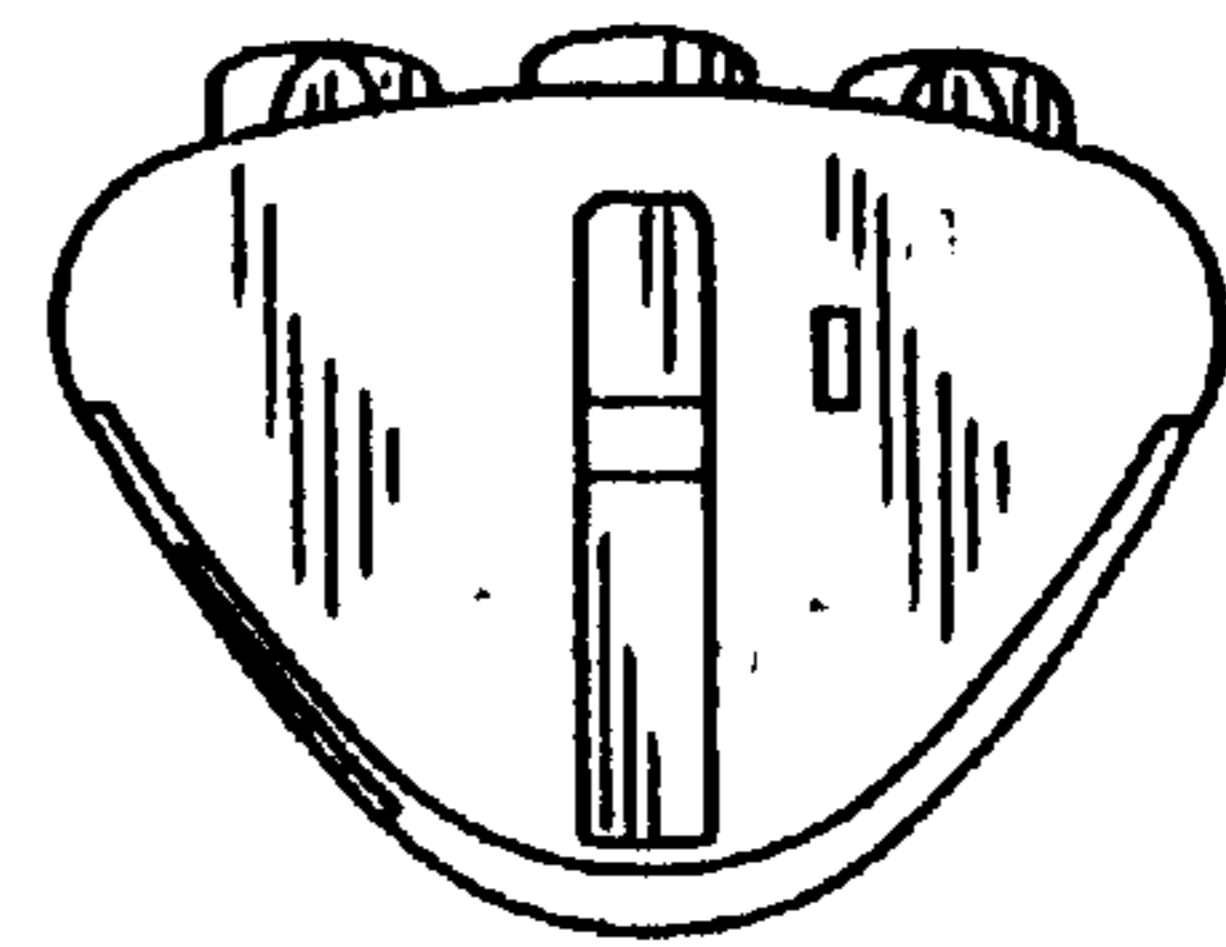


Fig. 7