



US00D475938S

(12) **United States Design Patent**
Lopano

(10) **Patent No.:** **US D475,938 S**

(45) **Date of Patent:** **** Jun. 17, 2003**

(54) **LASER LEVEL**

(75) **Inventor:** **Daniel N. Lopano**, Towson, MD (US)

(73) **Assignee:** **Black & Decker Inc.**, Newark, DE (US)

(**) **Term:** **14 Years**

(21) **Appl. No.:** **29/163,603**

(22) **Filed:** **Jul. 9, 2002**

(51) **LOC (7) Cl.** **10-04**

(52) **U.S. Cl.** **D10/69**

(58) **Field of Search** D10/69; 33/291, 33/295, DIG. 21; 356/138, 249, 250; 372/9-30

(56) **References Cited**

U.S. PATENT DOCUMENTS

D461,135 S * 8/2002 Watson et al. D10/69

D464,578 S * 10/2002 Zurwelle D10/69

* cited by examiner

Primary Examiner—Antoine Duval Davis

(74) *Attorney, Agent, or Firm*—Adan Ayala

(57) **CLAIM**

The ornamental design for a laser level, as shown and described.

DESCRIPTION

FIG. 1 is a top plan view of an embodiment of a laser level according to the invention.

FIG. 2 is a bottom plan view of the embodiment.

FIG. 3 is a front elevational view of the embodiment.

FIG. 4 is a rear elevational view of the embodiment.

FIG. 5 is a left side elevational view of the embodiment.

FIG. 6 is a right side elevational view of the embodiment; and,

FIG. 7 is a top perspective view from the left side of the embodiment.

In the above drawings, any wording or numerals shown therein does not form a part of the invention.

1 Claim, 7 Drawing Sheets





FIG. 1




FIG. 2



FIG. 3




FIG. 4




FIG. 5




FIG. 6



FIG. 7