



US00D475932S

(12) **United States Design Patent**
Li

(10) **Patent No.:** **US D475,932 S**

(45) **Date of Patent:** **** Jun. 17, 2003**

(54) **CLOCK**

(75) **Inventor:** **Kar Yee Kelly Li, Hong Kong (HK)**

(73) **Assignee:** **Oro Electronics Limited (HK)**

(**) **Term:** **14 Years**

(21) **Appl. No.:** **29/168,886**

(22) **Filed:** **Oct. 10, 2002**

(51) **LOC (7) Cl.** **10-01**

(52) **U.S. Cl.** **D10/15; D10/12**

(58) **Field of Search** **D10/1-40; D12/325,**
D12/122-132; D21/451, 533, 443; 368/280-282,
276-277, 28-30, 285, 239-242, 243-249,
82-84, 41-44; 244/12.2

(56) **References Cited**

U.S. PATENT DOCUMENTS

D103,791 S	*	3/1937	Rusch	D10/23
D173,270 S	*	10/1954	Lindberg	D21/451
D184,092 S	*	12/1958	Kremer	D10/23 X
D197,748 S	*	3/1964	Postelson	D12/325
3,432,120 A	*	3/1969	Guerrero	D21/443
3,514,053 A	*	5/1970	McGuinness	244/12.2

D258,158 S	*	2/1981	Bunke	D21/444
D266,263 S	*	9/1982	Zachar	D21/451
D326,873 S	*	6/1992	Chang	D21/451
5,344,100 A	*	9/1994	Jaikaran	244/12.2
D407,021 S	*	3/1999	Wang	D10/6
D408,468 S	*	4/1999	Saka	D21/451
D417,896 S	*	12/1999	Eisner et al.	D21/451
D468,216 S	*	1/2003	Hsu	D10/15

* cited by examiner

Primary Examiner—Nelson C. Holtje

(74) *Attorney, Agent, or Firm*—Jackson Walker L.L.P.


(57) **CLAIM**

The ornamental design of a clock, as shown and described.

DESCRIPTION

FIG. 1 is a top plan view of the present invention.
FIG. 2 is a bottom plan view thereof.
FIG. 3 is a right side elevation view thereof;
FIG. 4 is a left side elevation view thereof.
FIG. 5 is a front elevation view thereof.
FIG. 6 is a rear elevation view thereof; and,
FIG. 7 is a front perspective view thereof.

1 Claim, 2 Drawing Sheets



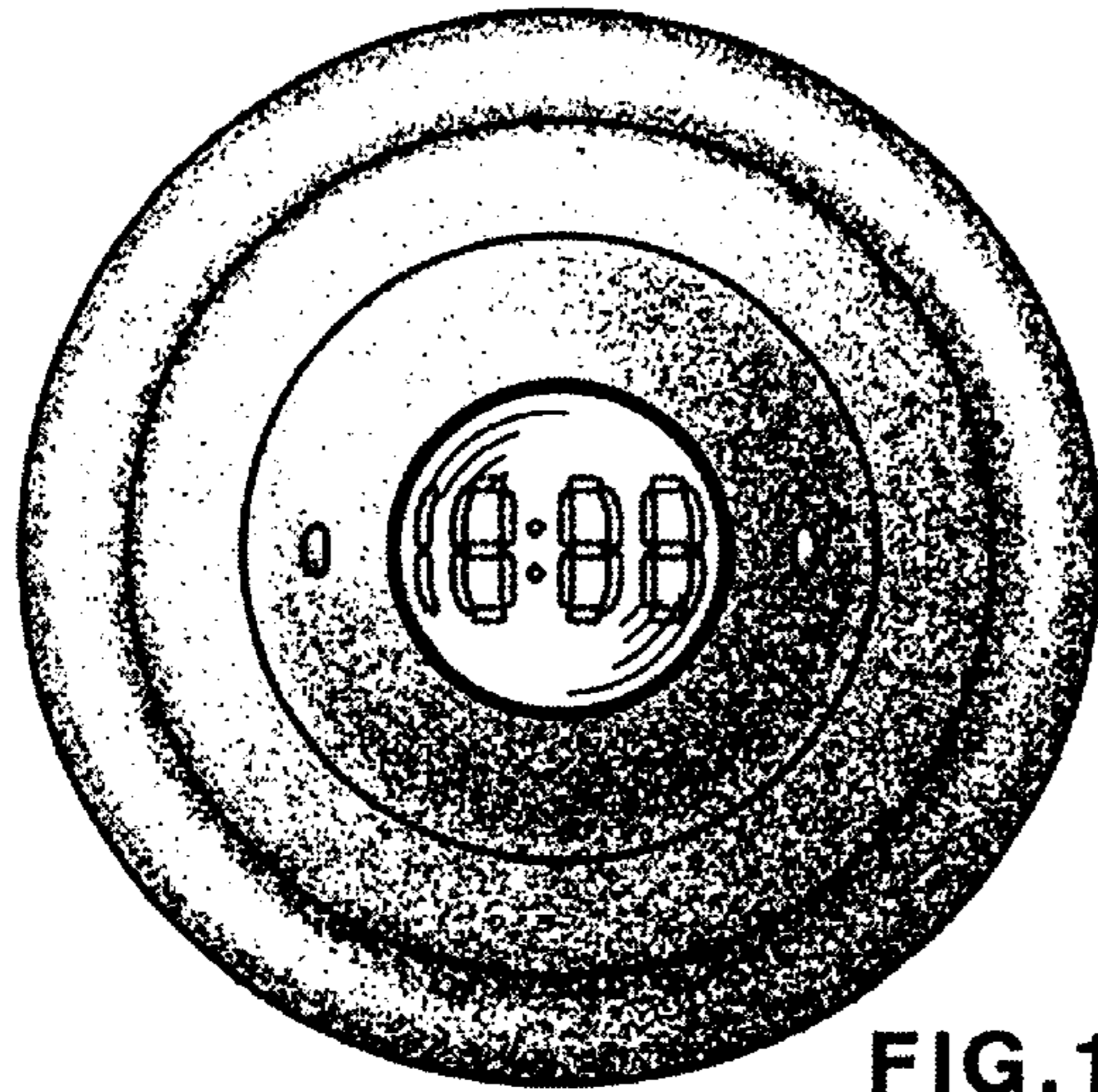


FIG. 1

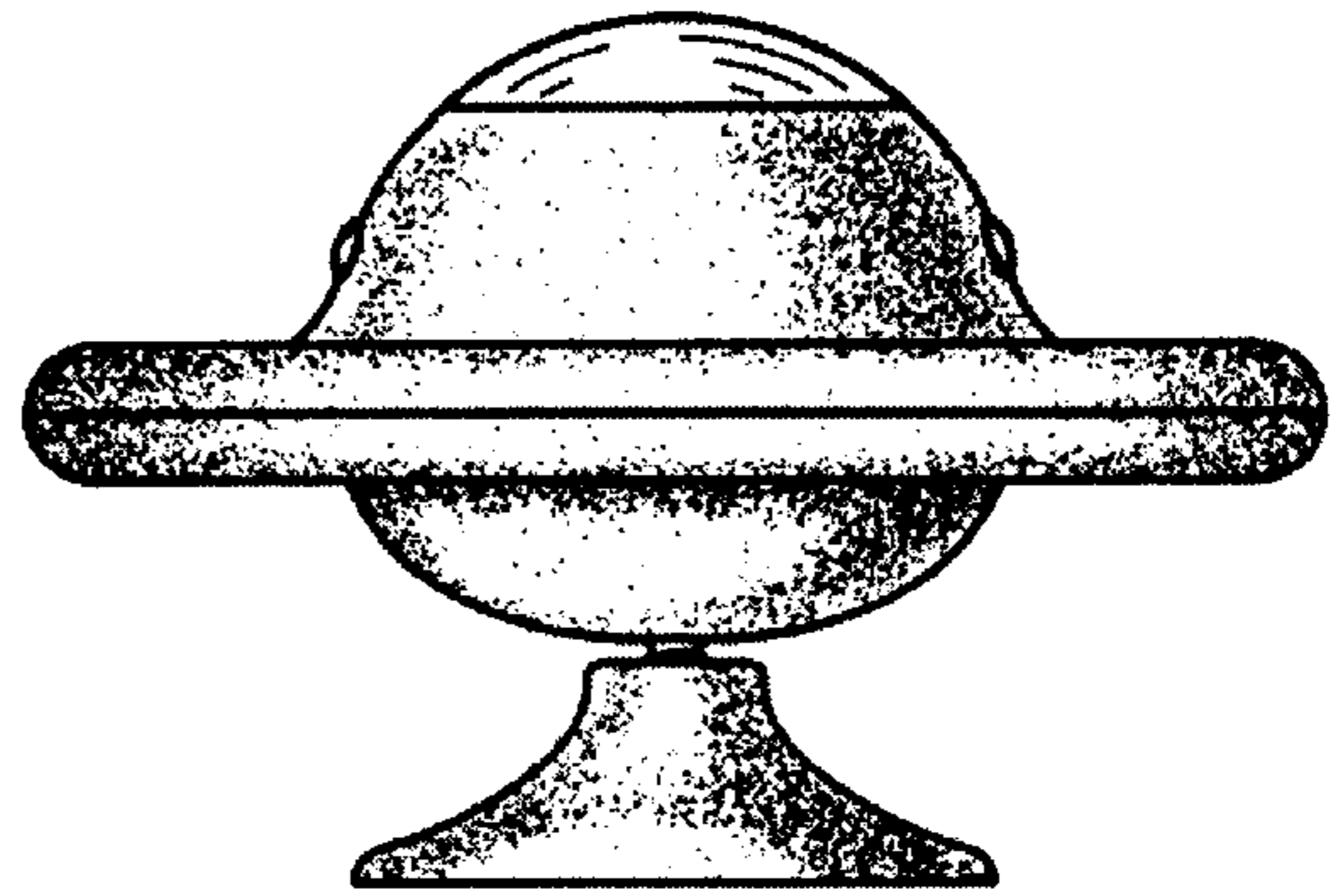


FIG. 5

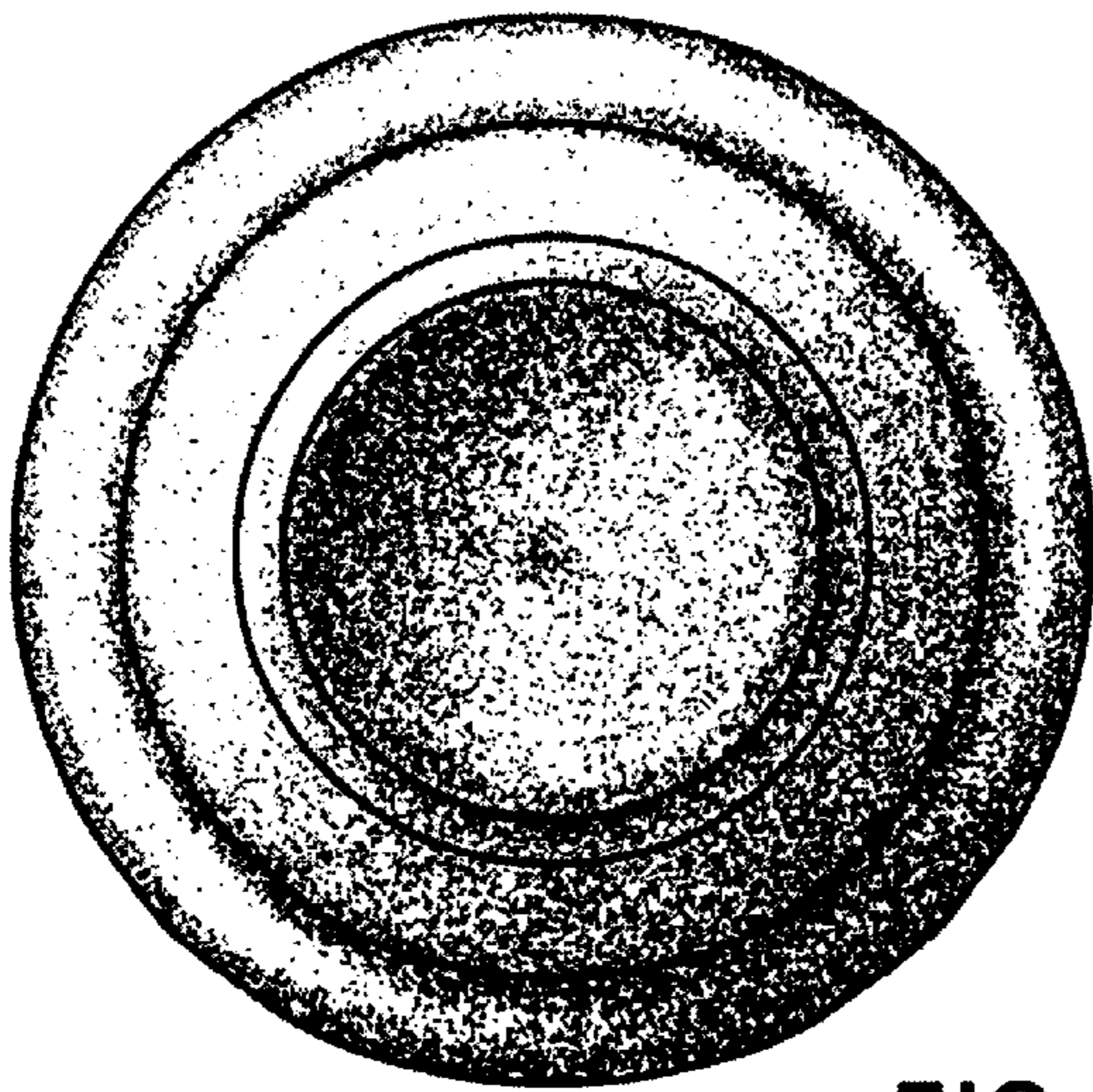


FIG. 2

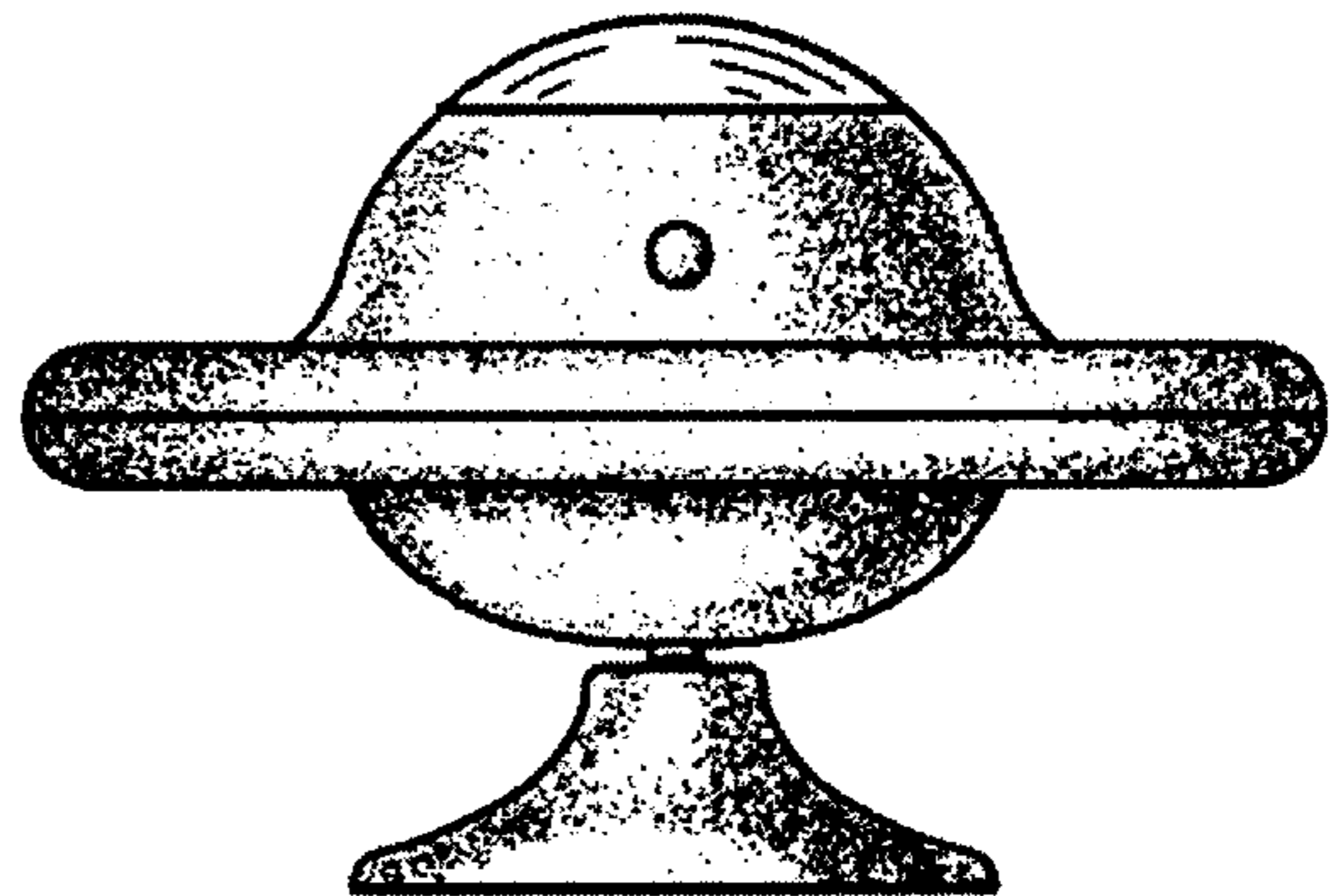


FIG. 4




FIG. 3

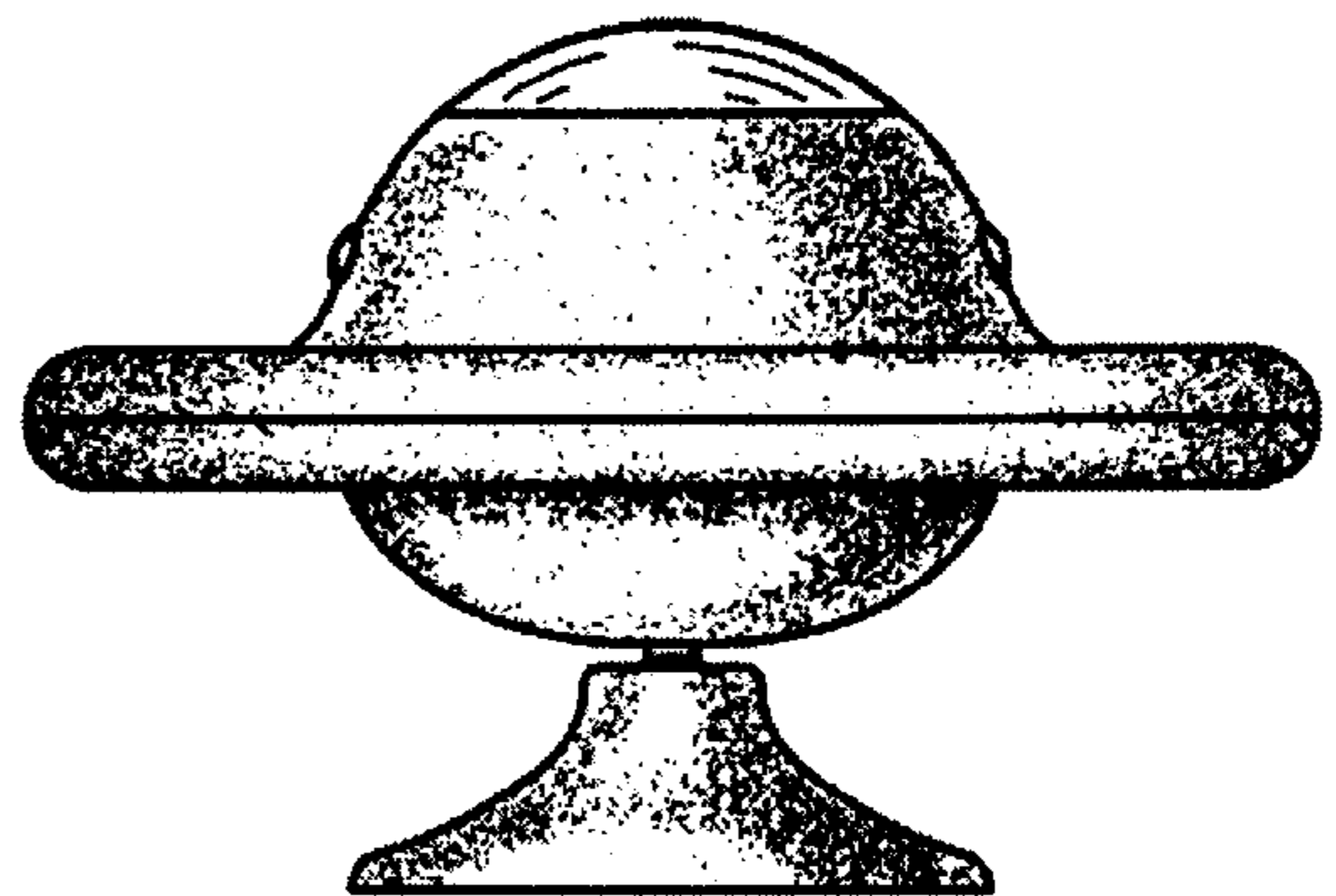


FIG. 6




FIG. 7