



US00D475925S

(12) **United States Design Patent**
Sturk

(10) **Patent No.:** **US D475,925 S**

(45) **Date of Patent:** **** Jun. 17, 2003**

(54) **PAINT CAP CLOSURE WITH PULL RING ATTACHED TO EXTERIOR WALL**

D411,106 S * 6/1999 Conrad D9/436
6,213,338 B1 * 4/2001 Cogdill 220/700

(75) Inventor: **Ron Sturk**, Brampton (CA)

* cited by examiner

(73) Assignee: **APC Products Limited**, Brampton (CA)

Primary Examiner—Stella Reid

Assistant Examiner—Gregory Andoll

(**) Term: **14 Years**

(74) *Attorney, Agent, or Firm*—Eugene J. A. Gierczak

(21) Appl. No.: **29/160,096**

(22) Filed: **May 6, 2002**

(51) **LOC (7) Cl.** **09-07**

(52) **U.S. Cl.** **D9/454; D9/446; D9/443; D9/436; D9/435**

(58) **Field of Search** D9/435, 436, 443, D9/446, 452, 454; D32/53.1, 54; 220/793, 805, 695–702

(56) **References Cited**

U.S. PATENT DOCUMENTS

- 1,127,357 A * 2/1915 Gavaza 215/305
- 3,379,327 A * 4/1968 Link et al. 215/305
- D278,413 S * 4/1985 Woodcock et al. D9/446

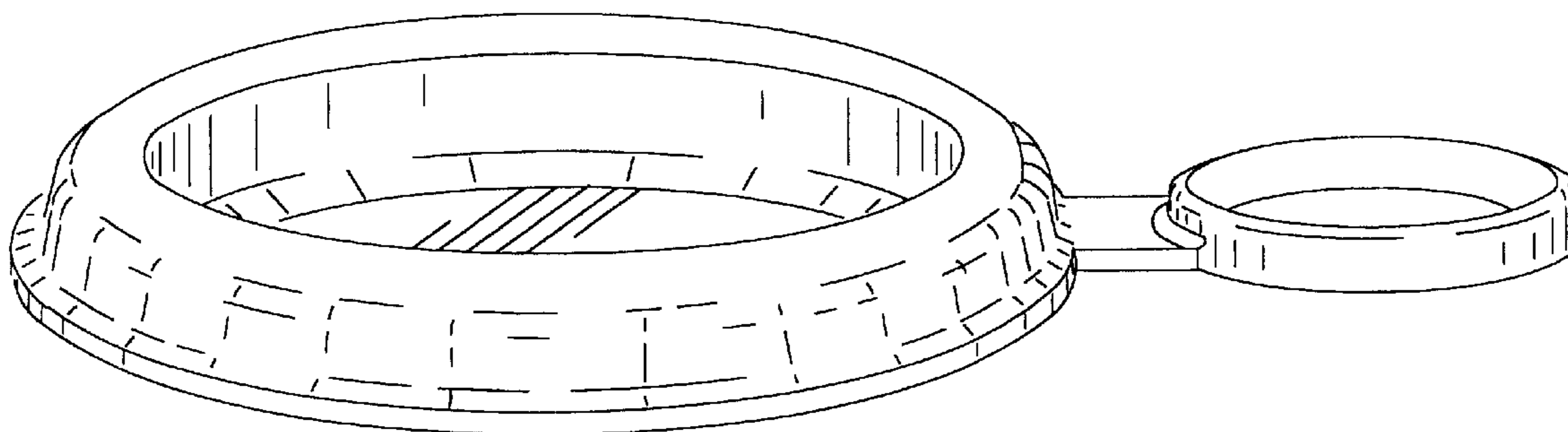
(57) **CLAIM**

The ornamental design for the paint cap closure with pull ring attached to exterior wall, as shown and described.

DESCRIPTION

FIG. 1 is a front perspective view of the paint cap closure with pull ring attached to exterior wall;
 FIG. 2 is a side elevation view of the paint cap closure with pull ring;
 FIG. 3 is a partial side elevation view and cross sectional view of the paint cap closure with pull ring attached to exterior wall taken along line 3—3 of FIG. 4;
 FIG. 4 is a top view of the paint cap closure with pull ring attached to exterior wall; and,
 FIG. 5 is a bottom view of the paint cap closure with pull ring attached to exterior wall.

1 Claim, 2 Drawing Sheets



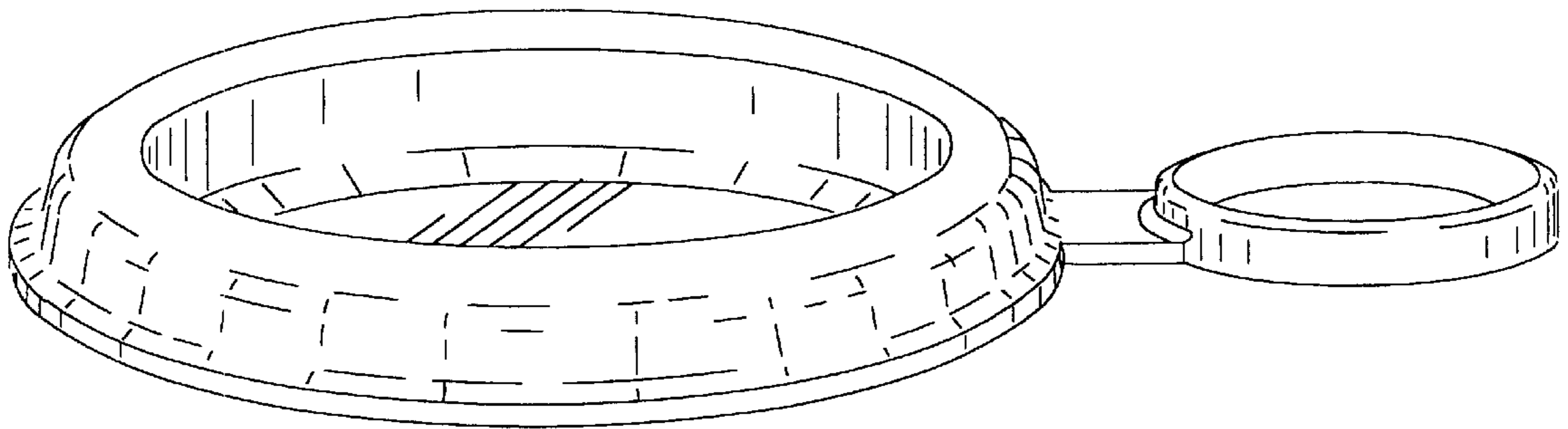


FIGURE 1

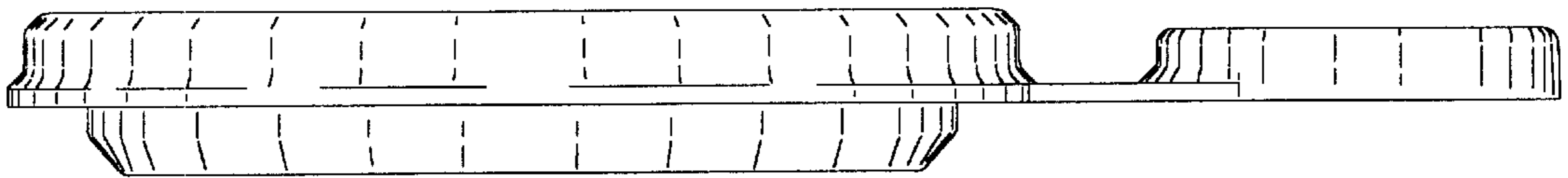


FIGURE 2

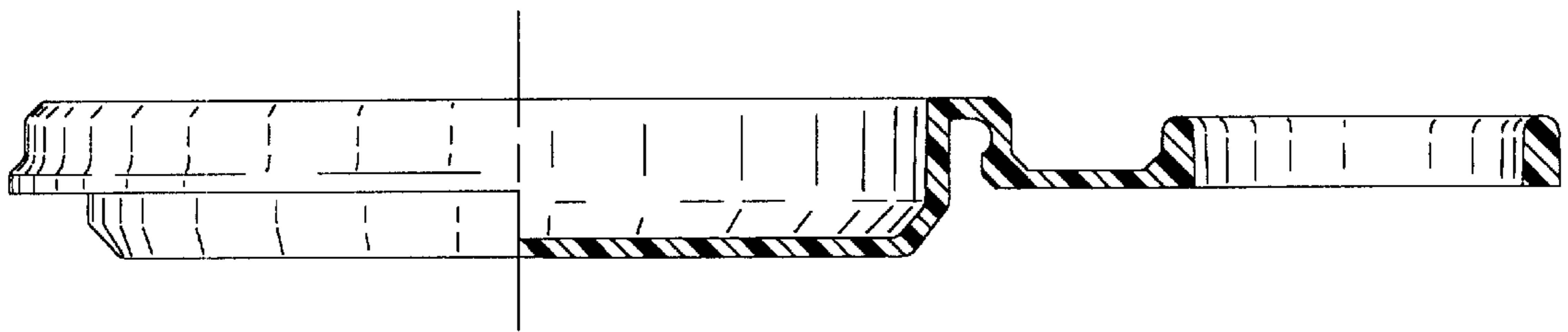


FIGURE 3

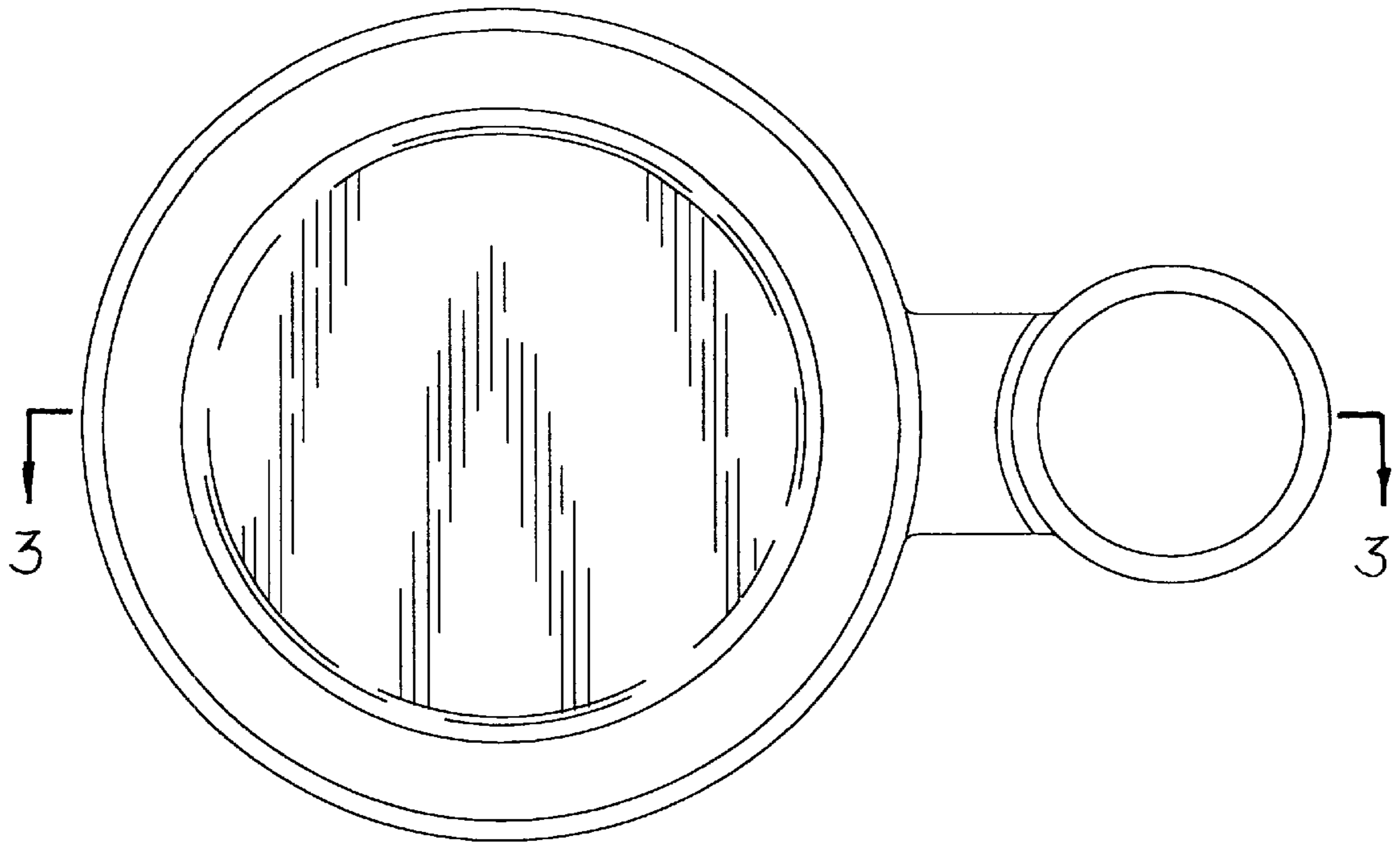


FIGURE 4

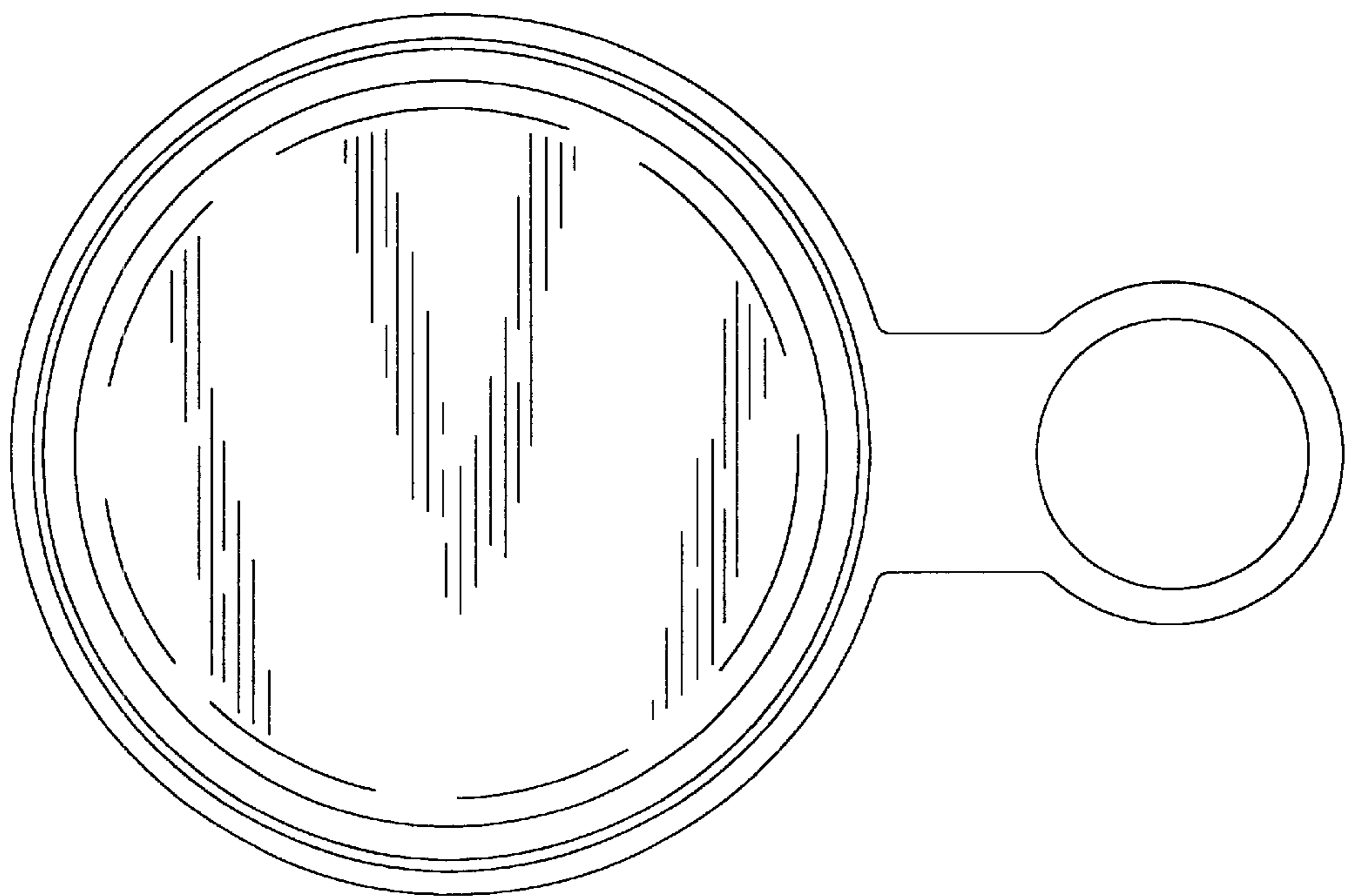


FIGURE 5